



## 24" PANEL-READY BUILT-IN COLUMN REFRIGERATOR, RIGHT SWING

### Signature Features

#### DARING OBSIDIAN INTERIOR

Inspired by the beauty of volcanic glass, this industry-exclusive dark finish erupts with reflective, high-contrast style. Reject the unfeeling, lifeless vessel of harsh steel. Let fine foods and beverages emerge from the interior of your columns like vibrant art, begging to be devoured.

#### REMOTE ACCESS

Open door. Power outages. Filter changes. Connect to WiFi for real-time notifications and control your columns from anywhere. Tap and swipe on both iOS and Android devices.

#### SEAMLESS TOUCHES

With a stealth flush door, columns go incognito until you open wide. The industry-first Obsidian hinge and concealed details melt into their volcanic surroundings.

#### ECLIPTIC LIGHTING

Live beyond the shadow. Abandoning the dark spots cast by dated puck lighting, over 650 LEDs frame and fill your column, coming alive at a touch of the controls. Each zone awakens and pulses as you mold your column to your desires.

#### SOLID GLASS AND METAL

All-metal bin and shelf frames. Thick, naturally odor-resistant solid glass. A forcefield at the edge that prevents spills. To hell with cheap plastic in luxury door bins, shelves and liners.

#### HARD CORE STEEL DOOR PANELS

Luxury doesn't shimmy. This panel has an industry-exclusive solid wood core that stands firm.

#### TRINITY COOLING

Revel in the trinity of food preservation: three zones, three precision sensors, calibrated every second. Fortified by an exposed air tower, you can conquer humidity levels and customize the temperature of each zone to your deepest desires.

#### OVER 250 CONFIGURATIONS

Freezer or refrigerator. Left-hand or right-hand swing. One, two, three columns in a row. Four different widths. With 12 one-unit options, 75 two-unit combinations and over 250 three-unit combinations, configuration is where bespoke begins.

#### MAGNET-TO-METAL SEAL

We frame and line our columns in metal—not the spineless plastic of outdated luxury. Powerful magnets in our gaskets grasp the column directly, creating an impenetrable, airtight seal.

### JBRFR24IGX



#### Dimensions

Refrigerator Volume: 367.90 l

Capacity: 13.00

Total Volume: 367.90 l

Depth: 68.90 cm

Height: 212.09 cm

Net Weight: 199.13 kg

Width: 60.32 cm

#### Controls

Control Lockout: Yes

Door Ajar/Open Alarm: Yes

### Technical Specifications

#### Configuration and Overview

Counter Depth: Yes

#### Dispenser Details

Dispenser Options: Filtered Water

Number of Doors: 1

Installation Option: Built-In

#### Appearance

---

Hidden Hinge: Yes

Handle Material: Metal

Door Style: Flat

Reversible Door: No

Cabinet Finish: Smooth

#### Filter Details

---

Water Filter Indicator/Reset: Yes

Produce Preserver: Yes

#### Refrigerator Details

---

Number of Interior Shelves: 3

Pantry Drawer: No

Deli Drawer: 1 Flexi-Slide Bin

Supplementary Containers: Herb  
Tender™ Container

#### Dispenser Details

---

Dispenser Type: Interior Water Only

#### Certifications

---

Prop 65: Standard

Energy Star® Qualified: ENERGY STAR®  
Qualified

#### Details

---

Cooling Type: Single Evaporator

#### Compatibility

---

Smart Appliance: Yes

Connectivity:

- iOS
- iOS

Works With:

- WiFi
- App
- Remote Access

#### Description

---

Refrigerator Type: Column Refrigerator

#### Configuration

---

Refrigeration Configuration: Refrigerator

#### Dispenser

---

Dispenser Pad Color: Black

Automatic Defrost: Yes

Control Location: Interior Up Front

#### Design Type

---

Design Expression: Panel-Ready



# 36", 6-BURNER GAS COOKTOP

## Signature Features

### 18,000-BTU DUAL-STACKED POWERBURNER

This dual-stacked burner helps you achieve exceptional results with high-heat cooking techniques like searing or wok cooking while also giving you the control for delicate simmering.

### SINGLE POINT ELECTRONIC IGNITION AND FLAME-SENSING™ RE-IGNITION

If the flame is accidentally blown out by a draft, a spark occurs that automatically re-ignites the extinguished burner.

### EURO-STYLE STAINLESS DESIGN

A refined design that satisfies contemporary and traditional tastes and blends in with other Jenn-Air® Euro-Style Stainless appliances.

### SEMI-FLUSH INSTALLATION

Subtlety that dares to be ignored. Standing semi-flush at 9mm above the countertop, this precision edge is minimalism magnified.

### 6,000 BTU BRASS SIMMER BURNER

Melt chocolate and butter or simmer sauces just below boiling with a high-precision burner that offers a wide range of power.

### LOW-PROFILE DESIGN

With an extremely low profile, you can have a minimal look — nearly flush with the countertop — for an integrated transition to the cooktop.

### WHITE LED BURNER INDICATOR

White indicator light glows indicating when a burner is on, providing a modern look and a convenient reminder for cooks.


### ELECTRONIC IGNITION AND FLAME-SENSING™ RE-IGNITION

Gas burners light reliably every time, and if a draft blows the flames out, they are automatically re-ignited.

### 9,000 BTU BRASS BURNER

Perfect for everyday cooking, this brass burner also allows you to meet special cooking needs like sautéing and braising.

JGC7636BS



### Dimensions

Depth: 53.34 cm

Height: 11.43 cm

Width: 91.44 cm

### Controls

Infinite Heat Controls: Yes

Control Location: Right Side

### Design Type

Design Expression: Stainless Steel

## Technical Specifications

### Configuration and Overview

#### Size:

- 91.44 cm
- 36 cm

Cooktop Type: Traditional

Fuel Type: Gas

### Certifications

Prop 65: Standard

GDS

isBaseUnit: true

GPC Code: 10001951

DS  
DT

LP Convertible: Yes - Kit Included

Installs Over Built-In Oven: Yes

Power Boost: No

Cooktop Details

Automatic Pan Detection: No

Downdraft Vent: No

Heating Element On Indicator Light: Yes

Hot Surface Indicator Light: No

Cooktop Surface Color: Stainless

Number of Cooking Element-Burners: 5

Number of Grates: 3

Appearance

Digital Display: No

isConsumerUnit: true

isInvoiceUnit: true

isOrderableUnit: true

Product Type: EA

UDEX: [1100400623](#)

Details

Cooktop Surface Material: Stainless Steel

Description

Fuel Type: Gas

Size: 36



# NOIR™ 30" BUILT-IN MICROWAVE OVEN WITH SPEED-COOK

## Signature Features

### SPEED-COOK

Renounce accepted limitations of the microwave. Three potent methods converge to deliver convection's steady heat, microwave speed and broiled caramelization in each oven-caliber bite.

### SENSOR COOKING

This intuitive sensor detects humidity released by food as it cooks, determining the precise cooking time and power level for optimal doneness of each dish.

### 1.4 CU. FT. MICROWAVE CAPACITY

Explore your options. There's room for whatever you're craving.

### 4.3-INCH FULL COLOR LCD DISPLAY

A highly interactive, full-color LCD touchscreen is packed with dynamic features that allow you to navigate effortlessly through settings and cooking options including temperature and cooking mode.

### 1,200-WATT CONVECTION ELEMENT

This 1,200-watt element surrounds your cravings with circulating, consistent heat until baked to your satisfaction.

### SEAMLESS TOUCHES

Seamlessly designed. Concealed details melt into their stainless steel surround, as shiny interiors and glass expanses pull you in.

### STAINLESS STEEL MICROWAVE INTERIOR

Wrapped in luminous steel, intrinsic beauty is reflected in every corner.

### CONVECTION & MICROWAVE COMBINATION COOKING

Let your appetite run wild—broil, bake or warm with convection and microwave energy.

### 900-WATT MICROWAVE ELEMENT

Harness 900 watts of microwave energy to rapidly cook and reheat a variety of foods.

JMC2430LM



## Dimensions

Depth: 62.86 cm

Height: 50.48 cm

Width: 75.56 cm

## Controls

Number of Quick Touch/One-Touch Selections: 1

Scrolling Electronic Display: No

## Design Type

Design Expression: NOIR™

## Electrical

Watts: 3300

## Technical Specifications

### Microwave Details

Cooking Power: 900

Convection: Yes

Convection Power: 1200

Grill: Yes

Description

Size: 30

### Features

Night Light: No

### Certifications

Kosher Consumer Friendly: Kosher  
Consumer Friendly

Prop 65: Standard

CUL: Yes

Compatibility

DS  
DT



Features	
Number of Power Levels: 10	Connectivity: No Configuration Microwave Configuration: Built-In



NOIR™ 30" SINGLE WALL OVEN WITH MULTIMODE® CONVECTION SYSTEM

Signature Features

MULTIMODE® CONVECTION SYSTEM

Steady heat is circulated by whirling metal blades, weaving around every fat line. Wield your cooking prowess from marbled meats to succulent roasts.

GLIDE RACK

Smooth moves. Glides in and out fluidly and quietly, even when fully loaded.

JET BLACK OVEN INTERIOR

Captivation cloaked in black. Behind the dark glass door, ramp-up cinematic lighting illuminates resilient racks and an enticing jet black interior.

4.3-INCH FULL COLOR LCD DISPLAY

A highly interactive, full-color LCD touchscreen is packed with dynamic features that allow you to navigate effortlessly through settings and cooking options including temperature and cooking mode.

TEMPERATURE PROBE

Know when dinner is done without ever opening the door. Four points of contact deliver temperature readings visible on the LCD screen.

SEAMLESS TOUCHES

Seamlessly designed with a stainless steel surrounding, smooth and flush with cabinetry. Oven elements hide beneath the surface. Concealed details blend into the background, disguising every vent, screw and gasket for a fluid front.

QUIETER THAN THE LEADING LUXURY WALL OVEN BRAND

MY CREATIONS

Curate recipe presets at will. Bake for 30 minutes, broil for four and keep dishes warm until you're ready to dine-all without getting up to reset the oven for each stage.

JENNAIR® CULINARY CENTER

With step-by-step support, savor the full culinary experience backed by customized algorithms, featuring full-color food photography, doneness levels, pan types and menu-specific tips.<sup>1</sup>  
<sup>1</sup> Appliance must be set to remote enable. WiFi & App required. Features subject to change. Details and privacy info at [jennair.com/connect](http://jennair.com/connect).

JJW2430LM



Dimensions

Depth: 59.06 cm

Height: 75.88 cm

Width: 76.20 cm

Design Type

Design Expression: NOIR™

Electrical

Watts: 4100

Technical Specifications

Description

Fuel Type: Electric

Size: 30

Oven Type: Single

Exterior

Details

Broiler Location: Top of Oven

Interior Coating: Porcelain

Oven Rack 2 Type: Gliding Roll-Out

Convection Element Power: 3200

DS  
DT

Door Lock: Yes	Number of Oven Racks: 3
Flush Installation Approved: Yes	Hidden Bake Element: Yes
Installable Under Cooktop: Yes	Number of Bake Elements: 1
Features	Number of Broil Elements: 1
	Certifications
Power On Indicator Light: Yes	Kosher Consumer Friendly: Yes
Language Conversion: English/French	Prop 65: Standard
Details	Energy Rating: 390
	CUL: Yes
Number of Rack Guides: 6	Compatibility
Door Broil Position: Closed	
Interior Color: Black	Connectivity: No
Light Control: Oven Light Touch Pad	Configuration
Light Type: Halogen	Oven Configuration: Single Oven



Signature Features

SENSOR TEMPERATURE CONTROL

This intuitive temperature control automatically monitors and regulates the warming drawer's temperature.

APPROVED FOR INDOOR/OUTDOOR USE

Freeing you from design constraints, this warming drawer can be installed both indoors as well as in outdoor locations like patios and decks.

SLOW ROAST FUNCTION

Enjoy the versatility of the Slow Roast function which allows you to roast foods such as beef, pork and poultry over a long period of time with tender, moist results. It cooks and roasts foods slowly at a low temperature and features two settings, resulting in flexible slow roast options.

HUMIDITY SLIDE CONTROL

Two humidity settings allow you to precisely control the moistness or crispness of food by opening or closing the vent slots in the door. The Moist setting holds moisture in the drawer to keep food soft, while the Dry setting allows steam and moisture to escape from the drawer to keep food crispy.

BREAD PROOFING FUNCTION

This specialized warming drawer function provides a controlled environment for proofing bread with excellent results. It prepares dough for baking by activating the yeast and allowing bread and rolls to rise at a low temperature.

1.5 CUBIC FOOT CAPACITY

To accommodate a variety of sizes and shapes of dishes and cookware, this warming drawer offers an ample, 1.5 cubic feet of capacity.

JWD3030EX



Dimensions

Capacity: 1-1/2

Depth: 63.5C cm

Height: 26.04 cm

Net Weight: 40.82 kg

Width: 75.56 cm

Controls

Humidity Control Type: Moist & Dry Selections

Sensor Temperature Management: Yes

Humidity Control Location: On Drawer Front

Control Location: Interior Up Front

Design Type

Design Expression: Panel-Ready

Technical Specifications

Configuration and Overview

Size:

- 76.20 cm
- 30 cm

Removable Drawer: Yes

Details

Heating Elements:

- 60C W
- 60C W

Details

Number of Racks: 2

Certifications

Prop 65: Standard

Description

Size: 30



PANEL-READY 24" BUILT-IN DISHWASHER,  
38 DBA

Signature Features

QUIETEST LUXURY  
DISHWASHER BRAND

Based on normal cycle

ENHANCED  
CINEMATIC LIGHTING

Shine a spotlight on clean. Packed with 18 LED lights that ramp up to full intensity, JennAir brand's best lighting coverage chases away shadows to illuminate daring Obsidian racks.

38 DBA  
TRANQUILITY<sup>1</sup>  
SYSTEM

JENNAIR dishwashers run quietly without sacrificing performance.  
1 Based on normal cycle.

HIGH-CAPACITY 3RD  
RACK WITH WASH

The largest 3rd Level Rack in the luxury industry<sup>2</sup> glides with quiet and ease, even when fully loaded with tapas bowls, large rocks glasses and cocktail shakers.

2 Based on usable volume.  
Models JDPSS245LX, JDPSS245L and JDPSS245L.

SUPERIOR GLIDE  
UPPER RACK

Strong and stable. The upper rack glides smoothly and quietly, even when fully loaded. Each rail features 52 ball bearings for quiet operation.

RAPID WASH CYCLE

This wash cycle cleans dishes in about an hour and is ideal for any get-together, diversion or intimate night in.

11% MORE LOADING  
HEIGHT<sup>3</sup>

3 Compared to JennAir® dishwasher models: JDTSS246GM, JDTSS246GL, JDTSS246GX.

WATERLOCK LEAK  
DETECTION SYSTEM

Measures and monitors the flow of water throughout the cycle through three levels of protection against potential sources of leaks. If there is a problem, the dishwasher will drain the tub and alert you.

15 PLACE SETTING  
CAPACITY

Intimate affairs. Lavish after-parties. Enough capacity for a service of 15 means there's always room for one more.

JDPSS245LX



Dimensions

Depth: 67.94 cm

Height: 85.09 cm

Net Weight: 40.37 kg

Width: 60.64 cm

Number of Place Settings: 15

Gross Weight: 45.36 kg

Controls

Automatic Temperature Controls: Yes

Sensor: Yes

Design Type

Design Expression: Panel-Ready

Technical Specifications

Description

Dishwasher Type: Built-In

Exterior

Control Panel Color: Black

Magnetic Door: No

Toe Panel Color: Black

Cycles

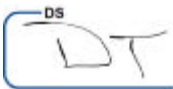
Number of Wash Cycles: 6

Silverware Basket

Culinary Basket: Yes

Certifications

Energy Star® Qualified: ENERGY STAR®



True Hold Door: Yes

Details

---

Number of Racks: 3

Built-In Water Softener: No

Wash System: Filter

Water Filtration: Yes

Qualified

NSF® Certified: Yes

Energy Rating: 270

CUL: Yes

Kosher Consumer Friendly: Yes

Prop 65: Standard





NOIR™ 24" BUILT-IN UNDERCOUNTER WINE CELLAR, LEFT SWING

Signature Features

DARING OBSSIDIAN INTERIOR

Inspired by volcanic glass, this dark finish erupts with reflective, high-contrast style. Let the object of your desire emerge like vibrant art, begging to be consumed.

UV-RESISTANT THERMAL GLASS

Let your tongue meet tannins. Double-paned glass helps filter out ultraviolet light and helps reject temperature swings to sustain the body and finish you covet.

SMOOTH CLOSE RACKS

Smooth moves. Each beechwood rack opens and closes fluidly and quietly, even when fully loaded.

45 BOTTLE CAPACITY

Drench your desires. Chilled from neck to end, every bottle of cool, liquid temptation is cradled in one of two precision temperature zones.

MARQUEE LIGHTING

Light up the night. Strips of LED lighting run vertically on either side of the cellar, illuminating each label so you can select a perfect pairing.

SMOOTH CLOSE DOOR

Quiet, soft, secure. An articulating hinge discreetly ushers the door open and gently pulls it closed.

INDEPENDENT TEMPERATURE ZONES

Compose ideal climates for choice wines. Two temperature zones and eight curated presets await your command.

STEALTH FLUSH DESIGN

Create an unbroken silhouette. Discreet 1/8" reveals envelop every side, without exposed hinges or trim pieces.

PRECISE TEMPERATURES & HUMIDITY

Unwavering conviction. Two temperature sensors in two zones keep the climate firmly within your control, while a single humidity sensor monitors quietly in the background for long term wine storage.

JUWFL242HM



Dimensions

Depth: 60.17 cm

Height: 86.68 cm

Net Weight: 69.5C kg

Width: 60.64 cm

Controls

Ice Maker On/Off: Yes

Control Lockout: No

Cooling On/Off: Yes

Number of Temperature Controlled Zones: 2

Door Ajar/Open Alarm: Yes

Automatic Defrost: No

Control Location: Interior

Design Type

Design Expression: NOIR™

Technical Specifications

Configuration and Overview

Installation Option: Undercounter

Appearance

Handle Material: Metal

Handle Location: Horizontal

Door Style: Flat

Reversible Door: No

Certifications

Energy Star® Qualified: No

Exterior

Cabinet Material: Black Painted Steel

Description

Refrigerator Type: Wine Cellar


Configuration

DS  
DT

Cabinet Finish: Textured	Installation Configuration: Undercounter
Window: Yes	Refrigeration Configuration: Wine Cellar
Details	GDS
Number of Racks: 6	GPC Code: 10003695
Rack Front Material: Wood	UDEX: <a href="#">1101290375</a>
Certifications	
Prop 65: Standard	



BX215 | CLASSIC Collection



28"



34"

Insert

The three speed control is located on the underside of the BX215 for easy access and control. The range hood cannot be seen from eye-level, allowing you to arrange your cabinets as though there were no fan, creating a fluid and classic look. Mesh filters efficiently filter the air while bright halogen light bulbs provide all the illumination you'll need. Another innovative design unique to Cyclone.

Green Features



3 Speed Slide Control Panel



Grease Cup



Halogen Light Bulbs



Model	Colour	Ducting	Filters	Size	CFM	Fits Cabinet
BX21528	Stainless Steel	6"	Mesh	28"	550	30"
BX21534	Stainless Steel	6"	Mesh	34"	550	36"

REQUIRES MAKE UP AIR AND DECORATIVE HOOD FAN PURCHASED THROUGH KITCHEN SUPPLIER

DS  
DT



# 30" PANEL-READY BUILT-IN COLUMN REFRIGERATOR, LEFT SWING

## Signature Features

### DARING OBSIDIAN INTERIOR

Inspired by the beauty of volcanic glass, this industry-exclusive dark finish erupts with reflective, high-contrast style. Reject the unfeeling, lifeless vessel of harsh steel. Let fine foods and beverages emerge from the interior of your columns like vibrant art, begging to be devoured.

### REMOTE ACCESS

Open door. Power outages. Filter changes. Connect to WiFi for real-time notifications and control your columns from anywhere. Tap and swipe on both iOS and Android devices.

### SEAMLESS TOUCHES

With a stealth flush door, columns go incognito until you open wide. The industry-first Obsidian hinge and concealed details melt into their volcanic surroundings.

### ECLIPTIC LIGHTING

Live beyond the shadow. Abandoning the dark spots cast by dated puck lighting, over 650 LEDs frame and fill your column, coming alive at a touch of the controls. Each zone awakens and pulses as you mold your column to your desires.

### SOLID GLASS AND METAL

All-metal bin and shelf frames. Thick, naturally odor-resistant solid glass. A forcefield at the edge that prevents spillovers. To hell with cheap plastic in luxury door bins, shelves and liners.

### HARD CORE STEEL DOOR PANELS

Luxury doesn't shimmy. This panel has an industry-exclusive solid wood core that stands firm.

### TRINITY COOLING

Revel in the trinity of food preservation: three zones, three precision sensors, calibrated every second. Fortified by an exposed air tower, you can conquer humidity levels and customize the temperature of each zone to your deepest desires.

### OVER 250 CONFIGURATIONS

Freezer or refrigerator. Left-hand or right-hand swing. One, two, three columns in a row. Four different widths. With 12 one-unit options, 75 two-unit combinations and over 250 three-unit combinations, configuration is where bespoke begins.

### EMOTIVE CONTROLS

At waist-level, this panel invites touch, challenging the idea that controls should be out of sight and out of reach. Control every zone and choose presets to coax out the flavors of your produce, meat, beverages, spirits and beyond—and dominate your domain according to your desires.

## JBRFL30IGX



## Dimensions

Refrigerator Volume: 481.10 l

Capacity: 17.00

Total Volume: 481.10 l

Depth: 68.90 cm

Height: 212.09 cm

Net Weight: 227.70 kg

Width: 75.56 cm

## Controls

Control Lockout: Yes

Door Ajar/Open Alarm: Yes

Automatic Defrost: Yes

Control Location: Interior Up Front

## Technical Specifications

## Configuration and Overview

---

Counter Depth: Yes

Number of Doors: 1

Installation Option: Built-In

## Appearance

---

Hidden Hinge: Yes

Handle Material: Metal

Door Style: Flat

Reversible Door: No

Cabinet Finish: Smooth

## Filter Details

---

Water Filter Indicator/Reset: Yes

Produce Preserver: Yes

## Refrigerator Details

---

Number of Interior Shelves: 3

Pantry Drawer: No

Deli Drawer: 1 Flexi-Slide Bin

Supplementary Containers: Herb  
Tender™ Container

## Dispenser Details

---

Dispenser Type: Interior Water Only

## Dispenser Details

---

Dispenser Options: Filtered Water

## Certifications

---

Prop 65: Standard

Energy Star® Qualified: ENERGY STAR®  
Qualified

## Details

---

Cooling Type: Single Evaporator

## Compatibility

---

Smart Appliance: Yes

Connectivity:

- iOS
- iOS

Works With:

- WiFi
- App
- Remote Access

## Description

---

Refrigerator Type: Column Refrigerator

## Configuration

---

Refrigeration Configuration: Refrigerator

## Dispenser

---

Dispenser Pad Color: Black

Air Filter Indicator/Reset: No

## Design Type

---

Design Expression: Panel-Ready