

30" 6.3 cu. Ft. Smart Electric Slide-in True Convection Range with Smart Dial, Air Fry

\$2,499.99

[Features](#) [Spec](#) [Support](#) [Compare](#)




30" 6.3 cu. Ft. Smart Electric Slide-in True Convection Range with Smart Dial, Air Fry


NE63T8711SG/AC

- True Convection
- Slide-in Design
- Air Fry
- SmartThings Cooking

Choose your Colour



Choose your Size



Video



Samsung and Cookies

This site uses cookies. By clicking ACCEPT or continuing to browse the site you are agreeing to our [Find out more here](#)



Branded In-Home Repair Service

More choice and flexibility service repair options.

Samsung Certified Technicians will set up a service time around your available schedule. Our skilled, experienced, and trained technicians will examine and repair your appliance in the comfort and safety of your home. Samsung's Branded Technicians will arrive at your home with the appropriate PPE equipment, respectfully disinfecting your appliance before and after repairs and ultimately providing you with excellent customer service.

[Learn more](#)

To schedule a Branded In-home Repair, contact us via Chat, text WE CARE (932 273), or call 1-800-SAMSUNG, to schedule an appointment.

* Samsung Branded In-home service is currently available in Montreal, Toronto, Cambridge, London, Windsor, and Vancouver with plans to expand into Edmonton, Calgary, Ottawa, and Winnipeg later in 2022.

Specificat

Installation Type

Slide in

Number of Burner

5 EA

Samsung and Cookies

This site uses cookies. By clicking ACCEPT or continuing to browse the site you are agreeing to our [Find out more here](#)

30" 6.3 cu. Ft. Smart Electric Slide-in True Convection Range with Smart Dial, Air Fry

\$2,499.99

FeaturesSpecSupportCompare

Slide in

Single

Capacity

Oven Capacity
6.3 (cu.ft)

Drawer Capacity
0.9 (cu.ft)

Materials/Finishes

Oven Colour
Dark Blue

Control Type (Oven)
Glass Touch + Dial

Control Type (Cooktop)
Knob

Display Type
LCD

Display Colour
White

Door Type
Single Door (4 STSS Layers)

Soft Closing Door
No

Features

Air Fry
Yes

Smart

Steam Clean
Yes

Favorite Cook
App

Clock
Yes

Samsung and Cookies

This site uses cookies. By clicking ACCEPT or continuing to browse the site you are agreeing to our [Find out more here](#)



30" 6.3 cu. Ft. Smart Electric Slide-in True Convection Range with Smart Dial, Air Fry

\$2,499.99

FeaturesSpecSupportCompare

Light (Lamp) On/Off

Yes

Sound on/off

Yes

Setting (Clock System Option (12H/24H))

Yes

Delay Start

Yes

Sabbath Mode

Yes

Cooktop

Number of Burner

5 EA

Heating Element 1

6"/9" - 3600 W

Heating Element 2

6" - 1200 W

Heating Element 3

6"/9"/12" - 3000 W

Heating Element 4

6" - 1200 W

Heating Element 5

Warm Zone (100 W)

Hot Surface Indicator

Yes

General Feature

Convection

True Convection

Variable Broil (Low-High) (Single)

Low - High

Convection Roast (Single)

175°F (80°C) - 550°F (285°C)

Samsung and Cookies

This site uses cookies. By clicking ACCEPT or continuing to browse the site you are agreeing to our [Find out more here](#)



30" 6.3 cu. Ft. Smart Electric Slide-in True Convection Range with Smart Dial, Air Fry

\$2,499.99

FeaturesSpecSupportCompare

3000 W

4200 W

Convection Heater Element
800 W

Drawer

Type
Storage

Warm. Drawer Handle
No

Weights/Dimensions

Net Size (W x H x D) (inch/mm)
(760.4) x (914.4 ~ 933.45) x (728.66)

Shipping Size (W x H x D) (inch/mm)
839.8 x 1060.45 x 769.9 mm

Net Weight (lbs/kg)
174.8 lb / 79.3 kg

Shipping Weight (lbs/kg)
91.3 kg

Accessories

Number of Rack Positions
7

Number of Oven Racks
3

Air Fry Tray
Yes

Smart Dial

Wire Rack
2

Smart

WiFi Embedded
Yes

Samsung and Cookies

This site uses cookies. By clicking ACCEPT or continuing to browse the site you are agreeing to our [Find out more here](#)



DIMENSIONS



SUMMARY

CAPACITY

15 Place Settings

DIMENSIONS (WXHxD)

23 3/4" x 33 5/8" x 24 5/8"

STEAM TECHNOLOGY

Yes

THINQ®

Yes

BRAND

LG Brand

Yes

CONTROL

Top Control

Yes

HANDLE

Pocket Handle

Yes

CAPACITY

Total Place Settings

15

Upper Rack Dish Height Limit

9.0"

Lower Rack Dish Height Limit

12.5"

WASH CYCLES

Auto

Yes

Heavy

Yes

Delicate

Yes

Refresh

Yes

Normal	Yes
Turbo	Yes
Download Cycle	Yes
Machine Clean	(Download cycle)
Rinse	(Download cycle)
Express	(Download cycle)

OPTIONS

Flex Zone	Yes
Steam	Yes
High temp	Yes
Extra Dry	Yes
Delay Start	Up to 12 hours
Control Lock	Yes
Night Dry	Yes
Remote Start	Yes

PERFORMANCE

TrueSteam®	Yes
QuadWash™ Pro	Yes
SenseClean Wash System	Yes

Vario Wash	Yes
No. of Spray Arms	3 (Top, Upper, Lower)
Detergent and Rinse-Aid Dispenser	Yes
Drying System	Dynamic Dry™
End Of Cycle Indicator	Beeper + END indication on display
Hidden Water Heater	Yes
Safety Float Switch (Leaks)	Yes
Soil (Turbidity) Sensor	Yes
DirectDrive Motor™	Yes
Lodecibel Quiet Operation	44dBA
Tub Insulation	Damping Sheet, Sound Absorbing Material (felt), Base
BPA-Free Nylon Coated Racks and Tines	Yes
Anti-Bacterial Treatment (Drain hose)	Yes
Balanced Door	Yes

STYLE & DESIGN

Colours	Smudge Resistant Stainless Steel Black Stainless Steel
Status Indicators	888 Hidden LED
Remaining Time indicator	LED
Tub Material	NeveRust™ Stainless Steel

ADAPTIVE RACK SYSTEM

Rack System	EasyRack™ plus
-------------	----------------

Fold Down Tines (Upper)	Half
-------------------------	------

Fold Down Tines (Lower)	Half (Smart), Half (Normal)
-------------------------	-----------------------------

Rack Handle / Deco (Upper)	Yes / Yes
----------------------------	-----------

Rack Handle / Deco (Lower)	Yes / Yes
----------------------------	-----------

Rack Colour (Handle)	Noble Grey
----------------------	------------

Rack Colour (Tine)	Silver
--------------------	--------

Cup rack	Yes
----------	-----

Cuprack colour	Dark Grey
----------------	-----------

Stemware Holder	Yes
-----------------	-----

Height Adjustability	Easy One Touch (3 Level)
----------------------	--------------------------

Maximum Height of Upper Rack	7.1inch (180mm)
------------------------------	-----------------

Maximum Height of Lower Rack	12.5inch(320mm)
------------------------------	-----------------

Cutlery Baskets	Yes
-----------------	-----

Height Adjustable 3rd Rack	Yes
----------------------------	-----

Gliding Type (Upper)	Gliding Rail
----------------------	--------------

Gliding Type (Lower)	Wheel
----------------------	-------

QUAD ARM

STS Deco	Yes
Body Colour	Noble Grey
Nozzle Colour	Orange

SMART FUNCTION

Wifi	Yes
------	-----

ENERGY/WATER

Energy Star	Yes
CEE Tier Level	1
Energy Use (kWh/Year)	238
Water Use (Gallons/Cycle)	2.9

DIMENSIONS/CLEARANCES/WEIGHT

Unit Dimensions (WxDxH)	23 3/4" x 24 5/8" x 33 5/8" (603mm x 625mm x 854mm)
Depth with Door Closed (Handle)	24 5/8" (625mm)
Depth with Door Open	49 1/4"
Carton Dimensions (WxDxH)	28 1/32" x 29 5/8" x 34 7/8" (712mm x 752mm x 885mm)
Clearances (WxDxH)	24" x 24" x 33 5/8"
Weight (Unit / Carton) KG	39.6Kg / 45.1Kg
Weight (Unit / Carton) LBS	87.3/ 99.43

Water Connection	90° 3/8" Compression Installed at Factory
------------------	---

LIMITED WARRANTY

Labour/Parts (Internal/Functional Parts only)	1 Year
---	--------

Main control board, Rack, Stainless Steel Door Liner, Tub	2 Years
---	---------

Direct Drive® Motor	10 Years
---------------------	----------

UPC CODES

LDPS6762D	048231344197
-----------	--------------

HOME APPLIANCES

LG REFRIGERATION

LRFXS2503_

33" French Door Refrigerator with I&W dispenser

KEY FEATURES

Inverter Linear Compressor with 10 Year Warranty

Slim Spaceplus® Ice Maker

SmartThinQ® WiFi Connectivity

Smudge Resistant Finish

Door Cooling+

ENERGY STAR® Qualified

AVAILABLE COLOURS



Smudge Resistant Stainless Steel



Smudge Resistant Black Stainless Steel

PRODUCT FEATURES

CAPACITY

Refrigerator (cu.ft.)	16.3
Freezer (cu.ft.)	8.2
Total Capacity (cu.ft.)	24.5

ENERGY

Energy Consumption (kWh/Year)	692
ENERGY STAR® Qualified	Yes

WATER & ICE SYSTEM

Ice & Water Dispenser	Yes
Dispenser Type	Integrated Ice & Water Dispenser
Daily Ice Production (lbs)	3.0 lbs
IcePlus™ Production (lbs)	3.2 lbs
Ice Storage Capacity (lbs)	2.2lbs + 12.0 lbs
Ice System	Slim SpacePlus®
Dispenser Light	Yes
Water Filter	LT1000P

COOLING

Inverter Linear Compressor	Yes
Smart Cooling™ System	Yes
Door Cooling+	Yes
Multi-Air Flow™ System	Yes
Temperature Sensors	8
Fresh Air Filter	Yes
Evaporator	1

CONVENIENCE

Display Type	Membrane / White LED
Temperature Controls	Electronic/Digital
Door Alarm	Yes
Child Lock	Yes

Sabbath Mode

Sabbath Mode	Yes
--------------	-----

LoDecibel™ Quiet Operation

LoDecibel™ Quiet Operation	Yes
----------------------------	-----

REFRIGERATOR

No. of Shelves	4 Split (3 Fixed, 1 Folding)
Folding Shelf	1
Cantilevered Shelves	Hybrid Cantilevered
Shelf Construction	Spill Protector™ Tempered Glass
Crisper Bins	2 Humidity Crispers
Refrigerator Light	Ceiling LED

REFRIGERATOR DOOR

No. of Bins	6 Total
Door Bin Construction	1 Piece (Clear)

FREEZER

Door Type	Pull Drawer
Drawers	2-Tier Organization
DuraBase™ Solid Drawer Base	Yes
Drawer Divider	Yes

Ice Bin	Yes
---------	-----

Freezer Light	LED
Freezer Handle	SmartPull™ Handle

SMART FEATURES

SmartDiagnosis™	Yes
-----------------	-----

MATERIALS AND FINISHES

Contour Door	Yes
Hidden Hinges	Yes
Surface	Smooth
Smudge Resistant Finish	Yes
Handles	Matching Commercial Handles
All Available Colours	Smudge Resistant Stainless Steel

DIMENSIONS/CLEARANCES/WEIGHTS

Depth with Handles	35 1/2"
Depth without Handles	33"
Depth without Door	29"
Depth (Total with Door Open)	51 1/2"
Height to Top of Case	68 5/8"
Height to Top of Door Hinge	69 7/8"
Width	32 3/4"
Width (Door Open 90° with Handle)	41 1/8"
Width (Door Open 90° without Handle)	36 1/4"
Door Edge Clearance with Handle	4 1/2"
Door Edge Clearance without Handle	1 3/4"
Installation Clearance	Sides 1/8", Top 1", Back 2"
Weight (Unit/Carton)	262 lbs. /284 lbs.
Carton Dimensions (WxHxD)	35" x 73" x 38"

LIMITED WARRANTY

Parts & Labor	1 Year
Sealed System	7 Years
Inverter Linear Compressor	10 Years

UPC CODES

LRFXS2503D.ASBCNA0	772454071935
LRFXS2503S.ASTCNA0	772454071928

36" Industrial Style Dual Fuel Range

800 Series – Stainless Steel HDS8655C



BOSCH
Invented for life



HDS8655C
Stainless Steel

Also available in:

Black HDS8645C
Stainless Steel

First 36" Bosch range with six burners offering more flexibility in the way you cook.

Features & Benefits

Powerful 18,000 BTU double ring burner speeds cooking time.

Convection Pro combines a third heating element with a back fan for even browning and time savings by using multiple racks at one time.

Dishwasher safe grates for easy cleaning.

A full extension telescopic rack rail offers easy access to the oven cavity.

Dampened hinges softly guide the QuietClose® door shut so the oven door never slams.

General Properties

Cooking modes	Bake, Convection Bake, Broil, Convection Broil, Convection Roast, Pizza, Proof, Convection Multi-Rack, Sabbath Mode
Cleaning type	Catalytic clean coating
Type of grate	Cast iron
Knob material	Metal
Interior light	1
Kitchen timer	Yes
Sealed burners	Yes

Oven Performance

Bake / broil element watts	1,700 / 2,900 W
Convection element watts	2,500 W

Burner Performance

Total cooktop burners	6
Total cooktop (NG / LP) BTU	63,000 / 63,000
Power of front left burner (NG / LP) BTU	18,000 / 18,000
Power of back left burner (NG / LP) BTU	5,000 / 5,000
Power of back center burner (NG / LP) BTU	10,000 / 10,000
Power of front center burner (NG / LP) BTU	10,000 / 10,000
Power of back right burner (NG / LP) BTU	10,000 / 10,000
Power of front right burner (NG / LP) BTU	10,000 / 10,000

Technical Details

Circuit breaker	20 A
Volts	208V / 240V
Frequency	60 Hz
Power cord length	60"
Plug type	4 prong , NEMA 14-50

Technical Details (Continued)

Energy source	Mixed Electric / Gas
Gas type	Natural gas 14.9 mbar (USA) [7" WC]
Alternative gas type	LP 27.4 mbar (USA) [11" WC]

Dimensions & Weight

Overall appliance dimensions (HxWxD)	36" x 35 15/16" x 24 15/16" (26 1/2" with bull nose)
Required cutout size (HxWxD)	36" x 36" x 25"
Adjustable range height	35 19/32" Min. 36 39/64" Max.
Oven cavity size	3.7 cu. ft.
Overall oven interior dimensions (HxWxD)	15 1/32" x 28 7/16" x 17 9/16"
Usable oven interior dimensions (HxWxD)	14 9/16" x 26 15/16" x 16 1/8"
Net weight	219 lbs

Accessories—Included

Use and care manual, installation guide, temperature probe, LP conversion kit, 1 standard rack, 1 telescopic rack

Accessories—Optional



Accessories: To purchase Bosch accessories, cleaners & parts please call 1-800-944-2904 (Mon to Fri 5 am to 6 pm PST, Sat 6 am to 3 pm PST).

Notes: All height, width and depth dimensions are shown in inches. BSH reserves the absolute and unrestricted right to change product materials and specifications, at any time, without notice. Consult the product's installation instructions for final dimensional data and other details prior to making cutout.

Warranties: Please see Use & Care manual or Bosch website for statement of limited warranty.

For more information on our entire line of products, go to www.bosch-home.ca or call 1-800-944-2904

© BSH Home Appliances Corporation. All rights reserved. Bosch is a registered trademark of Robert Bosch GmbH.

36" Industrial Dual Fuel Range

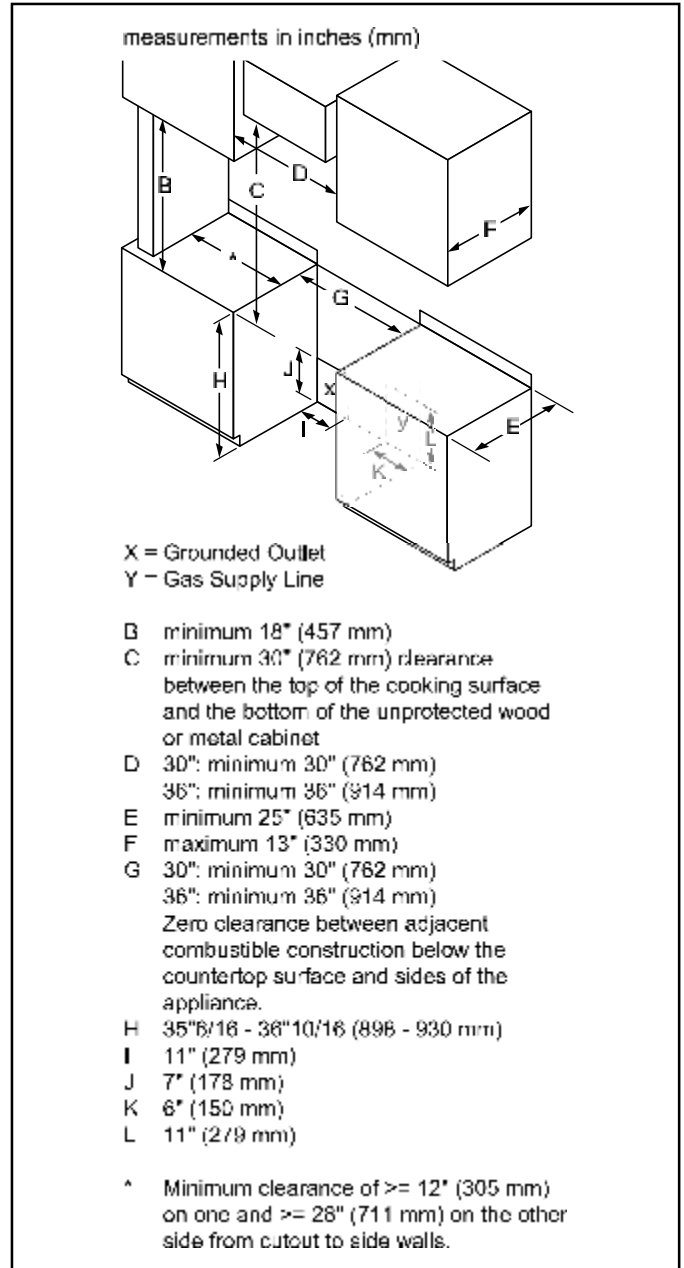
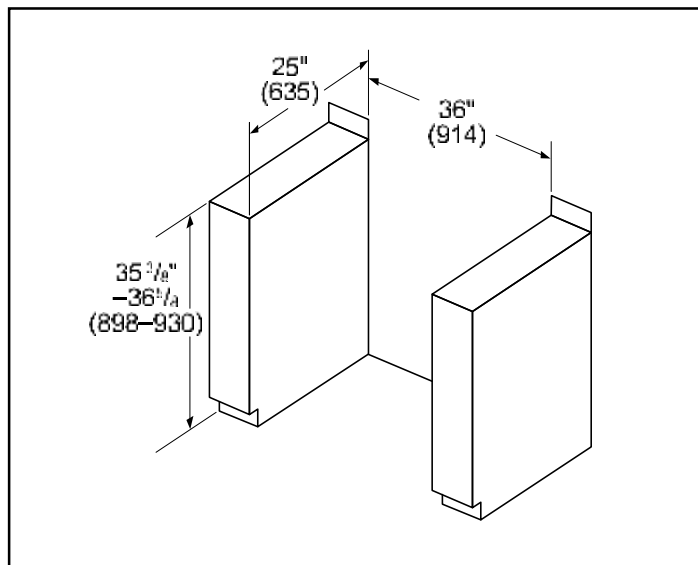
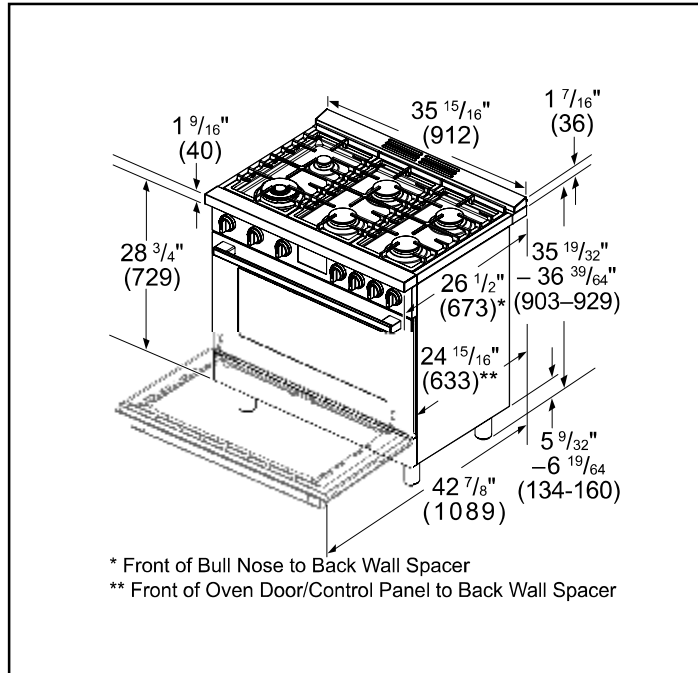
800 Series – Stainless Steel HDS8655C



BOSCH
Invented for life



Installation Details



Accessories: To purchase Bosch accessories, cleaners & parts please call 1-800-944-2904 (Mon to Fri 5 am to 6 pm PST, Sat 6 am to 3 pm PST).

Notes: All height, width and depth dimensions are shown in inches. BSH reserves the absolute and unrestricted right to change product materials and specifications, at any time, without notice. Consult the product's installation instructions for final dimensional data and other details prior to making cutout.

Warranties: Please see Use & Care manual or Bosch website for statement of limited warranty.

For more information on our entire line of products, go to www.bosch-home.ca or call 1-800-944-2904

© BSH Home Appliances Corporation. All rights reserved. Bosch is a registered trademark of Robert Bosch GmbH.

7/23 CA

24" Recessed Handle Dishwasher

800 Series – Stainless Steel SHEM78ZH5N



BOSCH
Invented for life



SHEM78ZH5N
Stainless Steel

Patented CrystalDry™ technology transforms moisture into heat to get dishes, including plastics, 60% drier.¹

Features & Benefits

42 dBA: dishwasher runs quietly so your kitchen conversations aren't interrupted.

Home Connect™ delivers peace of mind with remote start, check cycle status, remote diagnostics, and automated tab replenishment through Amazon Dash.

The Flexible 3rd Rack with fold down sides adds 30% more² loading area, perfect for utensils and ramekins.

The AquaStop® leak protection system contains leaks through a precisely engineered system. If a leak occurs, the system contains it by shutting down operation and pumping out water. So you have the ultimate peace of mind whether you are away or at home.

Home Connect



Technical Details	
Watts (W)	1440 W
Current (A)	12 Amps
Volts (V)	120 V
Frequency (Hz)	60 Hz
Power cord full length	67"
Power cord install length from edge of unit when facing the door (in) ⁴	Left – 45" Right – 56"
Minimum water pressure (lb/sin)	14
Length outlet hose (in)	79"

Dimensions & Weight	
Overall appliance dimensions (HxWxD) (in)	33 7/8" x 23 9/16" x 23 3/4"
Required cutout size (HxWxD) (in)	33 7/8" x 23 5/8" x 24"
Adjustable feet	Yes
Net weight (lbs)	102 lbs

Accessories—Optional	
Junction Box	SMZPCJB1UC
Bosch Dishwasher Water Supply Hose	SMZSH002UC
Dishwasher Drain Hose Extension Kit	SGZ1010UC
Dishwasher Accessory Kit	SMZ5000
Anti-Tarnish Silverware Cassette	SMZ5002UC
Edge Protector + Power Cord Clip Install Kit	SMZEPCC1UC



General Properties	
Number of wash cycles	6
Number of options	6
dBA	42
Drying system	CrystalDry™ option
Third rack	Flexible 3rd Rack
Rack adjustability	Rackmatic®
Tub material	Stainless Steel
Control type	Touch Control
Concealed water heating element	Yes
Leak protection system	24/7 AquaStop®
NSF®-certified ³ sanitize option	Yes
Water softener	No
Five-level wash	Yes
ChildLock	No
Special features	Home Connect

Efficiency	
Water usage per cycle	3.5
Energy efficiency class	Tier 1
ENERGY STAR® qualified	No
Total annual energy consumption (kWh)	269
Total annual water consumption (g)	623.5
Capacity	
Number of place settings	16

¹Based on aggregate average drying performance of Bosch Dishwashers with CrystalDry on combined household load including plastics, glass, steel, and porcelain as compared to Bosch Dishwashers with PureDry®. Drying performance may vary by dish type.

²Compared to a Bosch dishwasher with 2 racks.

³Certification to NSF/ANSI Standard 184 for residential dishwashers.

⁴September 2020 running production change to remove adhesive routing clips for power cord. These clips and the edge protector are now included in the dishwasher accessory kit # SMZEPCC1UC.

Accessories: To purchase Bosch accessories, cleaners & parts please visit www.bosch-home.com/us/store or call 1-800-944-2904 (Mon to Fri 5 am to 6 pm PST, Sat 6 am to 3 pm PST).

Notes: All height, width and depth dimensions are shown in inches. BSH reserves the absolute and unrestricted right to change product materials and specifications, at any time, without notice. Consult the product's installation instructions for final dimensional data and other details prior to making cutout.

Warranties: Please see Use & Care manual or Bosch website for statement of limited warranty.

For more information on our entire line of products, go to www.bosch-home.com/us or call 1-800-944-2904

© BSH Home Appliances Corporation. All rights reserved. Bosch is a registered trademark of Robert Bosch GmbH.

24" Recessed Handle Dishwasher

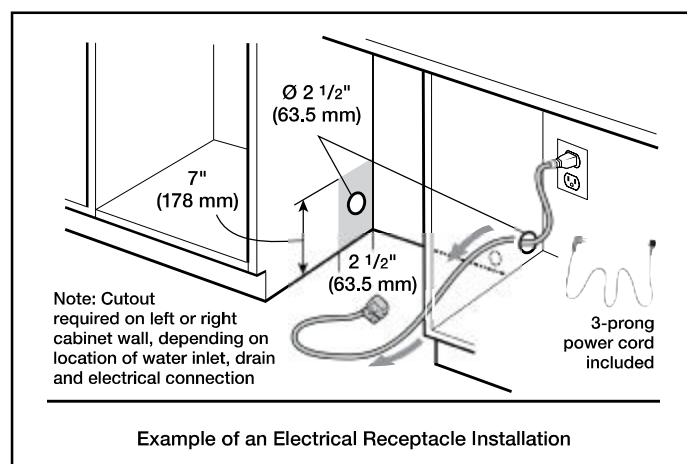
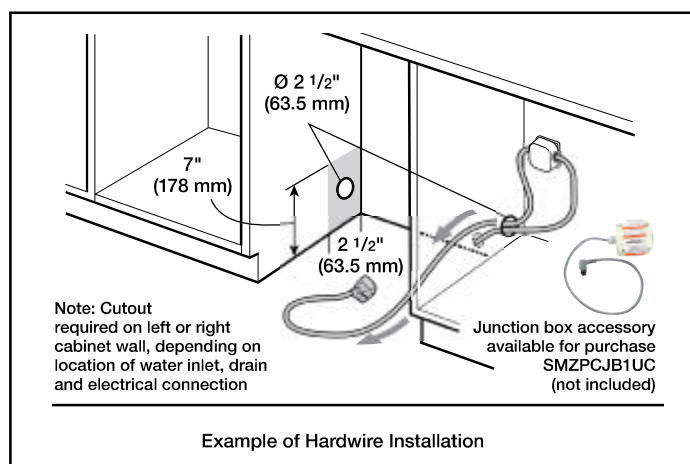
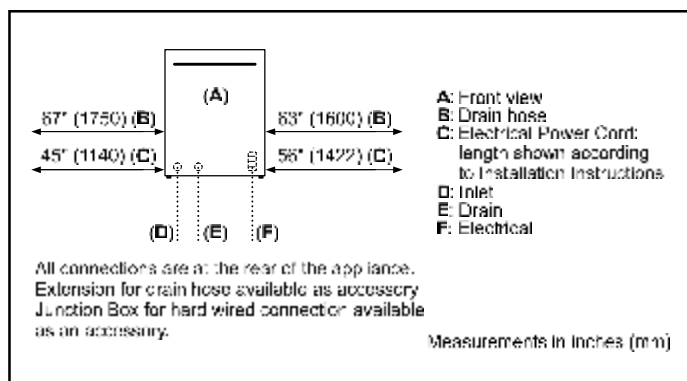
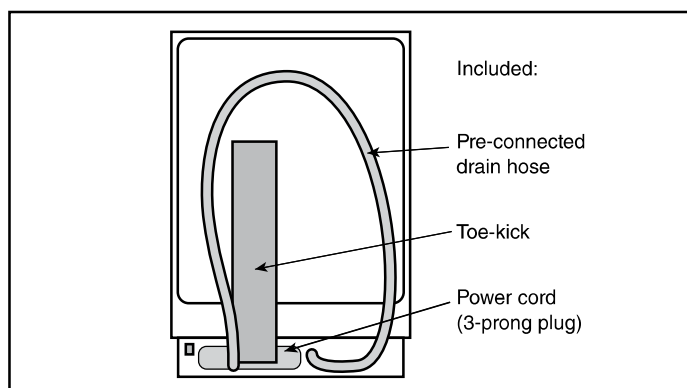
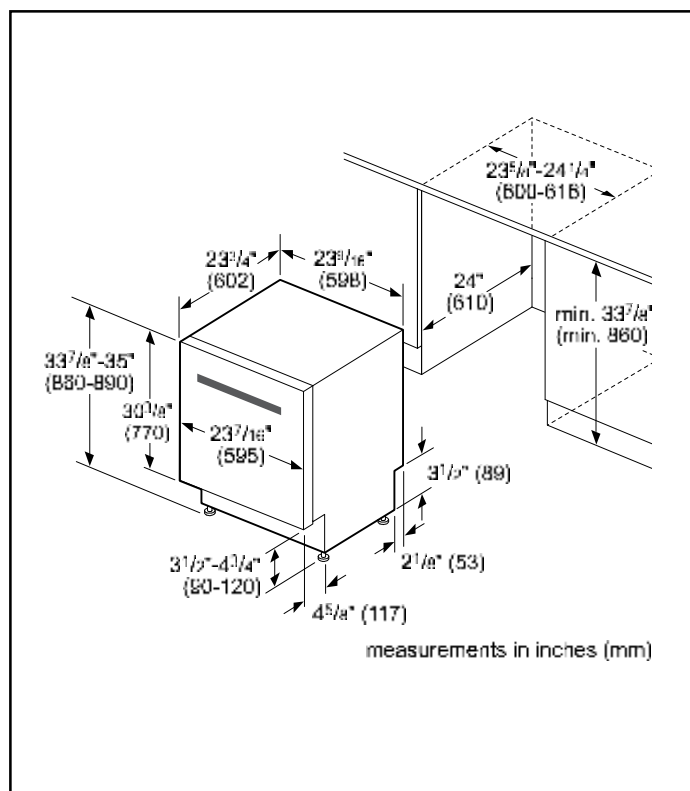
800 Series – Stainless Steel SHEM78ZH5N



BOSCH
Invented for life



Installation Details



Accessories: To purchase Bosch accessories, cleaners & parts please visit www.bosch-home.com/us/store or call 1-800-944-2904 (Mon to Fri 5 am to 6 pm PST, Sat 6 am to 3 pm PST).

Notes: All height, width and depth dimensions are shown in inches. BSH reserves the absolute and unrestricted right to change product materials and specifications, at any time, without notice. Consult the product's installation instructions for final dimensional data and other details prior to making cutout.

Warranties: Please see Use & Care manual or Bosch website for statement of limited warranty.

For more information on our entire line of products, go to www.bosch-home.com/us or call 1-800-944-2904

© BSH Home Appliances Corporation. All rights reserved. Bosch is a registered trademark of Robert Bosch GmbH.

24" Recessed Handle Dishwasher

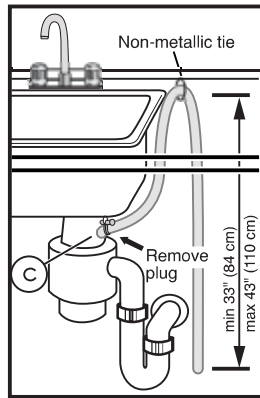
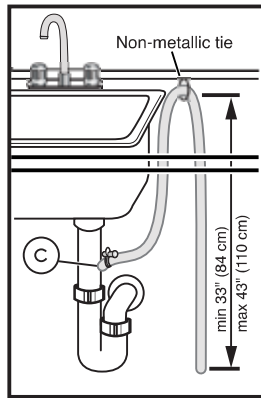
800 Series – Stainless Steel SHEM78ZH5N



BOSCH
Invented for life



Installation Details



Note: Plumbing installations will vary - refer to local codes. Drain hose included is 79" (201 cm) and can be extended to a maximum of 155 3/4" (396 cm).

Always use the approved drain hose extension kit (SGZ1010UC).

Ensure a portion of the drain hose is raised between min. 33" (84 cm) and max. 43" (110 cm) above the cabinet floor.

Accessories: To purchase Bosch accessories, cleaners & parts please visit www.bosch-home.com/us/store or call 1-800-944-2904 (Mon to Fri 5 am to 6 pm PST, Sat 6 am to 3 pm PST).

Notes: All height, width and depth dimensions are shown in inches. BSH reserves the absolute and unrestricted right to change product materials and specifications, at any time, without notice. Consult the product's installation instructions for final dimensional data and other details prior to making cutout.

Warranties: Please see Use & Care manual or Bosch website for statement of limited warranty.

For more information on our entire line of products, go to www.bosch-home.com/us or call 1-800-944-2904

© BSH Home Appliances Corporation. All rights reserved. Bosch is a registered trademark of Robert Bosch GmbH.

36" Standard-Depth 3-Door Refrigerator

500 Series – Stainless Steel B36FD50SNS



BOSCH
Invented for life



B36FD50SNS
Stainless Steel

Also available in:

Black Stainless Steel
B36FD50SNB

Introducing the QuickIcePro System™, industry's fastest refrigerator ice maker.¹ Enjoy freshly filtered ice that's replenished fast.

Features & Benefits

The Bosch QuickIcePro System offers rapid ice replenishment, producing up to 12 lbs of ice per day,² ensuring ample ice availability.

UltraClarityPro™ water filter reduces >99.9% of sediment that may be found in your water and ice, including harsh elements like chlorine and chloramine.

With Home Connect™, remotely control and monitor your appliance to efficiently manage your day.

General Properties

Full 69" height and standard depth for additional capacity	Yes
Easy Clean Stainless Steel	Yes
Lighting	Recessed LED light bars
Number of evaporators	1
Defrost process refrigerator section	Frost-free
Number of shelves – refrigerator	5
Adjustable shelves – refrigerator	4 half-width
Shelf material – refrigerator	Tempered glass
Type of shelves – refrigerator	Frameless split shelves with chromed trim
Ice maker	Yes
Water filter	UltraClarityPro™
External water and ice dispenser	Yes
Gallon storage bins	2
Humidity control compartments	2
Full width drawer	1
Touch control panel	Yes
AirFresh® filter	Yes
MultiAirFlow™	Yes
Stainless steel back wall	Yes
Defrost process freezer section	Automatic
Number of drawers – freezer	2
Home Connect™ (Wi-Fi enabled)	Yes

Capacity

Total capacity	26.0 cu. ft.
Refrigerator capacity	18.0 cu. ft.
Freezer capacity	8.0 cu. ft.

Technical Details

Current	15 A
Volts	115 V
Frequency	60 Hz
Power cord length	67"
Plug type	120V-3 prong

Dimensions & Weight

Appliance dimensions with hinges, handles and doors (HxWxD)	70"* x 35 5/8" x 35 7/16"
Appliance dimensions without hinges and doors (HxWxD)	69 1/2"* x 35 5/8" x 28 3/8"
Appliance dimensions with hinges and doors, no handles (HxWxD)	70"* x 35 5/8" x 33 1/8"
Required cutout size (HxWxD)	70" x 36" x 29 5/16"
Net weight	320 lbs

Efficiency

Energy consumption	702 kWh/yr
ENERGY STAR® qualified	Yes

Accessories

UltraClarityPro™ Water Filter: BORPLFTR55
90 Degree Door Stopper: 10012733



Home Connect



¹Based on single ice maker production rates during a 24-hour period, measured per IEC standard and manufacturer user's manuals, for brands identified in US and Canada TraQline as freestanding French door bottom mount refrigerators. Results may vary depending on operating conditions.

²Based on filling 8 oz glasses.

*When leveling legs are fully extended, add 5/8" to overall height, total 70 5/8".

Accessories: To purchase Bosch accessories, cleaners & parts please visit www.bosch-home.com/us/store or call 1-800-944-2904 (Mon to Fri 5 am to 6 pm PST, Sat 6 am to 3 pm PST).

Notes: All height, width and depth dimensions are shown in inches. BSH reserves the absolute and unrestricted right to change product materials and specifications, at any time, without notice. Consult the product's installation instructions for final dimensional data and other details prior to making cutout.

Warranties: Please see Use & Care manual or Bosch website for statement of limited warranty.

For more information on our entire line of products, go to www.bosch-home.com/us or call 1-800-944-2904

© BSH Home Appliances Corporation. All rights reserved. Bosch is a registered trademark of Robert Bosch GmbH.

36" Standard-Depth 3-Door Refrigerator

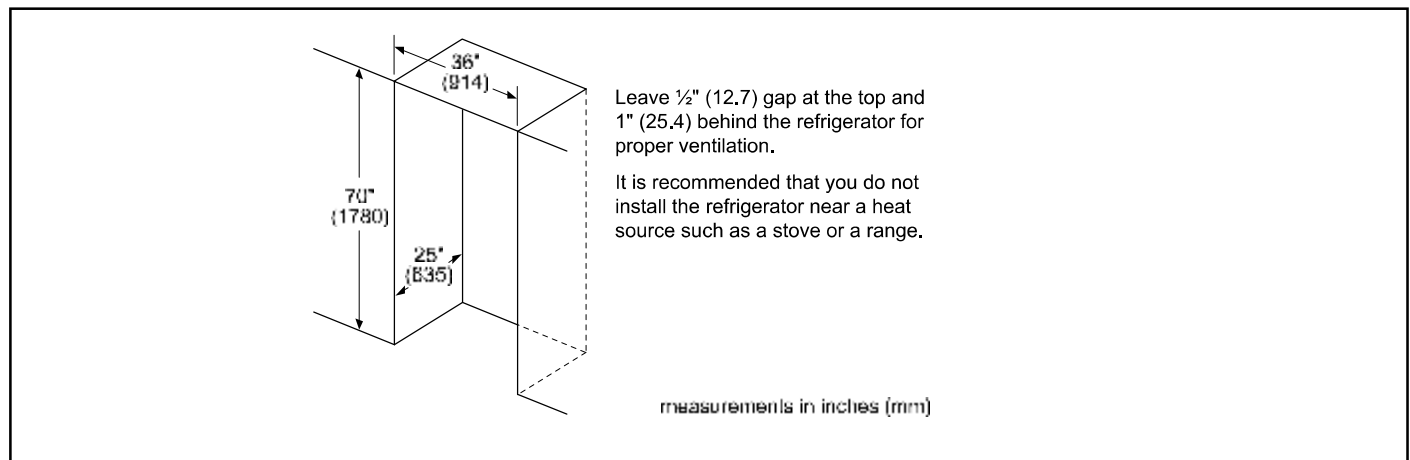
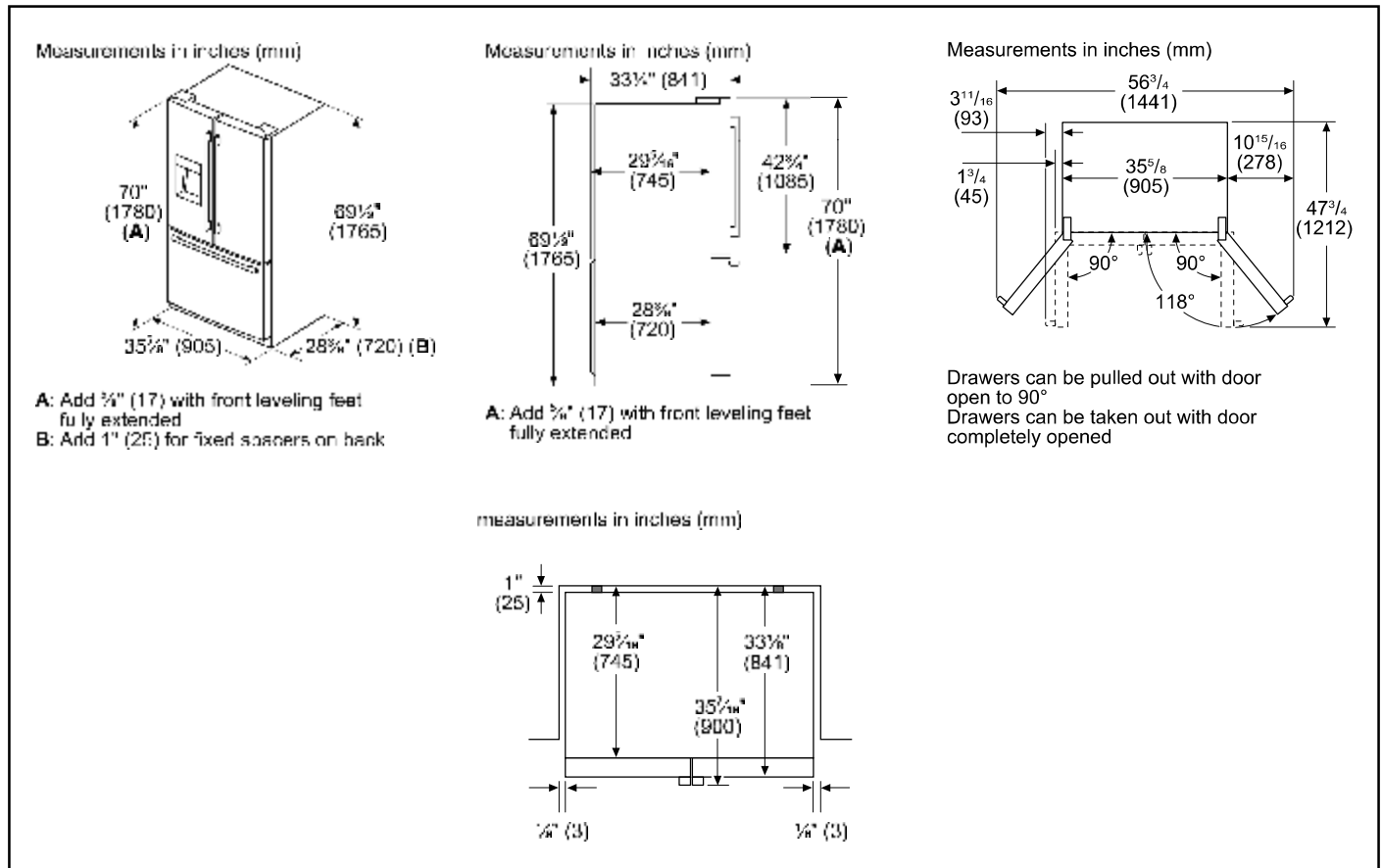
500 Series – Stainless Steel B36FD50SNS



BOSCH
Invented for life



Installation Details



Accessories: To purchase Bosch accessories, cleaners & parts please visit www.bosch-home.com/us/store or call 1-800-944-2904 (Mon to Fri 5 am to 6 pm PST, Sat 6 am to 3 pm PST).

Notes: All height, width and depth dimensions are shown in inches. BSH reserves the absolute and unrestricted right to change product materials and specifications, at any time, without notice. Consult the product's installation instructions for final dimensional data and other details prior to making cutout.

Warranties: Please see Use & Care manual or Bosch website for statement of limited warranty.

For more information on our entire line of products, go to www.bosch-home.com/us or call 1-800-944-2904

© BSH Home Appliances Corporation. All rights reserved. Bosch is a registered trademark of Robert Bosch GmbH.