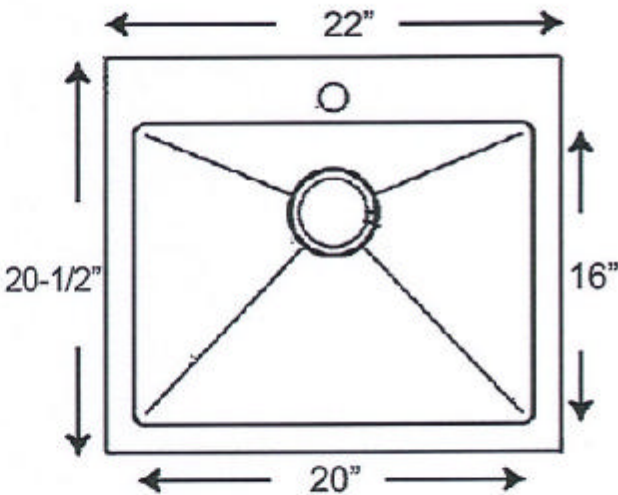


* LAUNDRY ROOM

Product Specification Sheet

B1205 Top-mount Stainless Steel Single Bowl Laundry Sink



Colour Finish
Stainless Steel

Model No.
B1205

- Description
- Dimensions: 22" x 20-1/2" & 12" Deep
 - Minimum Cabinet Size: 24"
 - 18 Gauge Type 304 Stainless Steel Top Mount Sink
 - Brushed Satin Finish
 - Stone Guard undercoating over a rubber pad
 - 3 1/2" drain opening
 - Supplied with installation clip, template, and strainer
 - Stainless Steel Grid Available
 - cUPC certified
 - Limited Lifetime Warranty

Available accessories

- BG1205 Grid
- Colander Strainer - Stainless Steel
- Drying Rack



MAIN LOCATION

BRISTOL SINKS
56 Firestone Blvd
London, Ontario
N5W 6E6

WESTERN LOCATION

BRISTOL SINKS
964 72nd Avenue NE
Calgary, Alberta
T2E 8V9

CONTACT

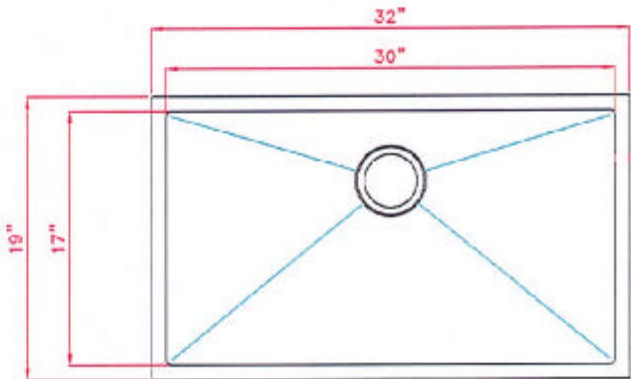

Tel: 1(800) 930-0214
Fax: 1(866) 310-7580
Email: sales@bristolsinks.com

DS DS
MJS MC

* KITCHEN

Product Specification Sheet

B1926 Undermount Sink with 15mil Radius Corners



Colour Finish
Stainless Steel

Model No.
B1926

- Description
- Single Bowl Undermount Sink with 15mil radius corners
 - Outside dimensions: 32" x 19" x 10"
 - Minimum Cabinet Size: 33"
 - Stainless Steel Single Bowl Sink
 - 16 Gauge Type 304 Stainless Steel
 - Stone Guard undercoating over rubber pad
 - 3 1/2" drain opening
 - Supplied with installation clip, template and strainer
 - cUPC certified

Available accessories

- BG1926 - Stainless Steel Grid
- Colander Strainer - Stainless Steel
- Zero Radius Basket
- Drying Rack



MAIN LOCATION

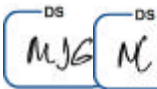
BRISTOL SINKS
56 Firestone Blvd
London, Ontario
N5W 6E6

WESTERN LOCATION

BRISTOL SINKS
964 72nd Avenue NE
Calgary, Alberta
T2E 8V9

CONTACT

Tel: 1(800) 930-0214
Fax: 1(866) 310-7580
Email: sales@bristolsinks.com



* MASTER ENSUITE

Halo 56 1/2-59 x 78 3/4 in. 8mm Sliding Shower Door for Alcove Installa

Model number: 138997-900-084-000

Dimensions: 59" x 59" x 83" Installation: Alcove Material:



Standard Features:

- Glass panels 5/16 in. (8 mm) with a height of 78 3/4 in.
- Lotus easy clean protection for effortless maintenance;;
- Ball bearing roller technology for smooth and quiet opening
- Reversible shower door for left or right opening
- Also available in a corner configuration
- Available in 4 finishes: Chrome, Brushed Nickel, Dark Bronze, Matte Black

Product characteristics:

- Ball Bearing Roller System
- Bestseller
- Utile Compatible

Frame Finish(es):

Brushed Nickel

Chrome

Dark Bronze

Matte Black

Glass Pattern(s):

Clear

Certifications

MAAX products adhere to one or more of the following certifications:



MAAX

DS DS
MJS MC

* LAUNDRY ROOM



TRINSIC®

Single Handle Pull-Down Bar/Prep Faucet Featuring Touch₂O® Technology

MODEL#: 9959T-DST

- Featuring Delta Touch2O Technology: touch it on, touch it off
- Delta MagnaTite Docking holds spray wand firmly in place
- Backed by Delta Faucet's Lifetime Limited Warranty

Finish: **Chrome**



DS DS
MJS MC

Chat with an Expert

SCB316 | ALITO Collection



Wall Mount

We’ve learned that sometimes the best way to anticipate the needs and desires of your market is to listen to the men and women who install your product. Inspired by our most popular model, the SC300, we have designed an install-friendly hood that makes all the “what if’s” of installation a non-issue. Keeping the pyramid shape, we expanded the chimney flue (duct cover) just wide enough to conceal off-centre ducting. Bringing our lights to the front of the hood provides greater ambience in the most used cooking area and also avoids drawing attention towards any imperfections from the backsplash. We also slanted our baffle filters to maximize air and grease collection. The SCB316 has every kind of installer in mind.

Green Features



3 Speed Push Button Control Panel



Long-Lasting LED Lights



Grease Cup



Model	Colour	Ducting	Filters	Size	CFM
SCB31630SS	Stainless Steel	6"	Baffle	30"	300
SCB31636SS	Stainless Steel	6"	Baffle	36"	300
SCB31630MB	Matte Black	6"	Baffle	30"	300
SCB31636MB	Matte Black	6"	Baffle	36"	300