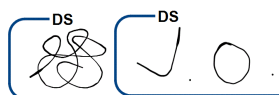


LG REFRIGERATION

LFXC22596S

22 cu.ft. French Door Refrigerator with InstaView®

21.9 cu.ft.

*InstaView Door-in-Door® with ColdSaver Panel**Smudge Resistant Finish**Slim SpacePlus® Ice System**Inverter Linear Compressor with 10 Year Warranty**Fresh Air Filter**Door Cooling+**Glide N' Serve Pantry Drawer**Smart ThinQ® WiFi Connectivity***ENERGY STAR®**

CAPACITY

Refrigerator (cu.ft.)	14.6 cu. ft.
Freezer (cu.ft.)	7.3 cu. ft.
Total (cu.ft.)	21.9 cu. ft.

FEATURES

Energy Consumption (kWh/Year)	664
ENERGY STAR® Qualified	Yes

WATER & ICE SYSTEM

Tall Ice & Water Dispens	Yes
Dispenser T	Tall Integrated
Daily Ice Production (lbs)	3.5
IcePlus™ Production (lbs)	3.8
Ice Storage Capacity (lbs)	2.5 + 4.0
Ice System	Slim SpacePlus®
Dispenser Light	Yes
Water Filter	LT1000P

COOLING

Inverter Linear Compresso	Yes
Smart Cooling® System	Yes
Multi-Air Flow Cooling	Yes
Temperature Sensors	6
Fresh Air Filter	Yes
Evaporator	Yes

CONVENIENCE

Display Type	Membrane / White LED
Temperature Controls	Electronic/Digital
Door Alarm	Yes
Child Lock	Yes
Auto Closing Door Hinge	Yes
LoDecibel™ Quiet Operation	Yes

REFRIGERATOR

No. of Shelves	4 Split
Folding She	No
Cantilevered Shelves	Hybrid Cantilevered
Shelf Construction	Spill Protector™ Tempered Glass
Crisper Bins	2 Humidity Crispers
Glide N' Serve® Drawer	Yes
Refrigerator Light	Ceiling LED



MAIN HOUSE



REFRIGERATOR DOOR

No. of Bins	7 Total
Door Bin Construction	1 Piece (Clear)

FREEZER

Door Type	Pull Drawer
Drawers	2-Tier Organization
DuraBase™ Solid Drawer Base	Yes
Drawer Divider	Yes
Freezer Light	LED Lighting
Freezer Handle	SmartPull™ Handle

SMARTTHINQ®

SmartDiagnosis™	Yes
-----------------	-----

MATERIALS AND FINISHES

Contour Door	Yes
Hidden Hinges	Yes
Surface	Smooth
Back	Flush & Metal Cover Over Mechanical Parts
Handles	Matching Commercial Handles
All Available Colours	Smudge Resistant Stainless Steel

DIMENSIONS/CLEARANCES/WEIGHTS

Depth with Handles	31 1/4"
Depth without Handles	28 3/4"
Depth without Door	24 1/8"
Depth (Total with Door Open)	43 1/4"
Height to Top of Case	68 3/8"
Height to Top of Door Hinge	69 3/4"
Width	35 3/4"
Width (Door Open 90° with Handle)	44 1/4"
Width (Door Open 90° without Handle)	39 1/4"
Installati	Sides 1/8", Top 1", Back 2"
Weight (Unit/Carton)	289 lbs. / 319lbs.
Carton Dimensions (WxHxD)	38" x 73" x 36"

LIMITED WARRANTY

Parts & Labour	1 Year
Sealed System	7 Years
Inverter Linear Compressor	10 Years

UPC CODES

LFXC22596S (Smudge Resistant Stainless Steel)	048231797214
---	--------------

LG REFRIGERATION

LFXC22596_

3-Door Refrigerator with InstaView
Door-in-Door®

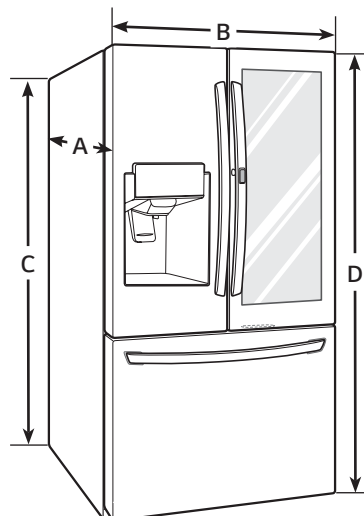
QUICK INSTALL & CLEARANCES

For full installation directions/clearances please refer to the corresponding User Manual and Installation Guide.

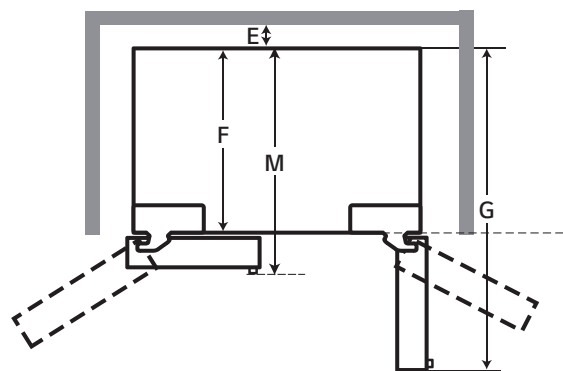
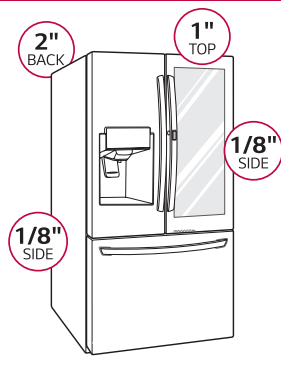
DIMENSIONS/CLEARANCES/WEIGHTS

A Depth without Handles	28 3/4"
B Width	35 3/4"
C Height to Top of Case	68 3/8"
D Height to Top of Door Hinge	69 3/4"
E Back Clearance	2"
F Depth without Door	24 1/8"
G Depth (Total with Door Open)	43 1/4"
M Depth with Handles	31 1/4"
Width (Door Open 90° with Handle)	44 1/4"
Width (Door Open 90° without Handle)	39 1/4"
Door Edge Clearance with Handle	4 1/2"
Door Edge Clearance without Handle	1 1/3"
Installation Clearance	Sides 1/8", Top 1", Back 2"
Carton Dimensions (WxHxD)	38" x 73" x 39"

PRODUCT DIMENSIONS



CLEARANCES



CHOOSING THE PROPER LOCATION

WATER

Select a place where a water supply can be easily connected for the automatic

NOTE

- The water pressure must be 20 – 120 psi or 138 – 827 kPa or 1.4 – 8.4 kgf/cm². If the refrigerator is installed in an area with low water pressure (below 20 psi), you can install a booster pump to compensate for the low pressure.

ELECTRICITY

The refrigerator should always be plugged into its own individual properly grounded electrical outlet rated for 115 Volts, 60 Hz, AC only, and fused at 15 or 20 amperes. This provides the best performance and also prevents overloading house wiring circuits which could cause a fire hazard from overheated wires. It is recommended that a separate circuit serving only this appliance be provided.

WARNING

- To reduce the risk of electric shock, do not install the refrigerator in a wet or damp area.

FLOORING

To avoid noise and vibration, the unit must be leveled and installed on a solidly constructed floor. If required, adjust the leveling legs to compensate for the unevenness of the floor. The front should be slightly higher than the rear to aid in door closing. Leveling legs can be turned easily by tipping the cabinet slightly. Turn the leveling legs to the left to raise the unit or to the right to lower it.

NOTE

- Installing on carpeting, soft tile surfaces, a platform or weakly supported structure is not recommended.

AMBIENT TEMPERATURE

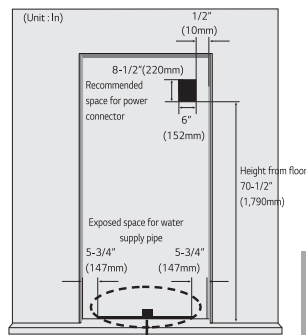
Install this appliance in an area where the temperature is between 55°F (13°C) and 110°F (43°C). If the temperature around the appliance is too low or high, cooling ability may be adversely affected.

CONNECTING POWER AND SECURING SPACE FOR WATER SUPPLY PIPE

Make sure the location of the water supply pipe is within the marked range.

Before connecting the power, always make sure to ground the product. (If the product is not grounded, the user may be able to feel the electricity due to the minute leakage current when touching the refrigerator door handle or side corner even when there is no issue with the product.)

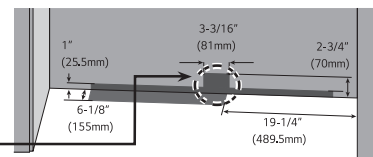
Do not ground the product to gas pipe, plastic water pipe or telephone wire etc. It can cause electric shock and explosion.



Power connection


The location of the 115V 60Hz power connector must be located on the rear side of the product as shown in the picture.

When installing the product, make sure to check whether the cord is hung on the hook on the rear side so that it is not pressed on the refrigerator. Damaged power cord can cause a fire.



Installation space for water supply pipe

Place the water hose for ice maker and water dispenser as shown in the picture, and prepare hose to come up from the floor. (Copper pipe with diameter of 5/16 inch (8mm) is recommended for the water hose.) If the water pipe and water hose is located far from the product, bury the water hose on the floor and provide appropriate treatment.



HOME APPLIANCES


LG DISHWASHERS

LDP6797ST
Top Control Dishwasher with QuadWash™

- QuadWash™
- EasyRack™ Plus with 3rd Rack and Glide Rail
- Inverter DirectDrive Motor - 10 Year Warranty
- 44 dBA LoDecibel™ Quiet Operation
- 15 Place Settings
- 9 Wash Cycles
- NeveRust™ Stainless Steel Tub
- ENERGY STAR® Qualified
- Available in Stainless Steel (ST) and Black Stainless Steel (BD)

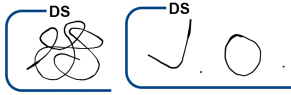
CAPACITY	
Total Place Settings	15
Upper Rack Dish Height Limit	7.1"
Lower Rack Dish Height Limit	12.5"
RACKS AND BASKETS	
Cutlery Baskets	•
Cup Rack	•
Stemware Holders	•
Fold Down Tines	(Half Fold on Upper & Full Fold on Lower) •
BPA-Free Nylon Coated Racks and Tines	•
Rack Handle	(Upper Only) •
Glide Rail	•
Height Adjustability	Easy One Touch (3 Level) •
EasyRack™ Plus System	•
Upper Rack Color-Coded Foldable Tines	Half Fold
Lower Rack Color-Coded Foldable Tines	Full Fold
Height Adjustable Upper Rack	•
Height Adjustable 3rd Rack	•
STYLE AND DESIGN	
Electronic Controls	Touch
LED Indicator Lights	3
Tub Material	NeveRust™ Stainless Steel
Tub Insulation	Damping Sheet, Sound Absorbing Material (felt), Base
Handle	Flush Handle
Available Colours	Stainless Steel (ST), Black Stainless Steel (BD)
FEATURES	
LoDecibel™ Quiet Operation	44 dBA
Inverter Direct Drive Motor	•
Overflow Detector	•
120°F Inlet Water Capability	•
3-Stage Filtration System	•
SenseClean™ Wash System	•
Vario Wash	•
Variable Spray Intensities	•
No. of Spray Arms	3 (Top, Upper, Lower)
Multi-Level Water Direction	•
Hybrid Condensing Drying System	•
Detergent and Rinse-Aid Dispenser	•

MAIN HOUSE



Rinse-Aid Indicator	•
Hidden Water Heater	•
Safety Float Switch (Leaks)	•
Soil (Turbidity) Sensor	•
Status Indicator	•
End of Cycle Indicator	Beeper + END Indication on Display
PERFORMANCE	
Number of Wash Cycles	9 (Auto, Heavy, Delicate, Normal, Turbo, Download Cycle, Machine Clean, Rinse, Express)
Number of Wash Options	8 (Dual Zone, Half Load, Energy Saver, High Temp, Extra Dry, Delay Start (up to 12 hrs), Control Lock, Night Dry)
QuadWash™	•
ENERGY/WATER	
Water Factor (WF)	2.8
Energy Use (kWh/Year)	258 kWh/Year
ENERGY STAR® Qualified	•
CEE Tier	1
DIMENSIONS	
Unit Dimensions (WxHxD)	23.75" x 33.6" x 24.6"
Depth with Door Closed (Handle)	27 1/8"
Depth with Door Open	50.5"
Carton Dimensions (WxHxD)	28" x 34.7" x 29.6"
Clearances (WxHxD)	24" x 33.5" x 24"
Weight (Unit/Carton)	83.8 lbs / 95.9 lbs
LIMITED WARRANTY	
	2 Years Parts and 1 Year Labour, 5 Years on Control Board/Rack and Liner/Tub, 10 Years on Inverter Direct Drive Motor
UPC CODES	
LDP6797ST (Stainless Steel)	772454 068874
LDP6797BD (Black Stainless Steel)	772454 068867

[HOME](#) / [Kitchen](#) / [Cooking Appliances](#) / [Ranges & Ovens](#) / [LSEL6337F](#)



MAIN HOUSE

BLACK FRIDAY PRICE LSEL6337F

6.3 cu ft. Smart Wi-Fi Enabled ProBake Convection® InstaView™ Electric Slide-in Range with Air Fry

1/11

\$1,799.00 \$600.00 OFF Pay Later
WAS \$2,399.00 with

In Stock Free In-Home Delivery

Enter ZIP for Estimated Delivery

ADD TO CART

[Find a Retailer](#)

Add to Wishlist ☐ Add to Compare

KEY FEATURES

6.3 cu ft. Capacity
InstaView® Window

LG is proud to offer

Free Shipping

OVERVIEW

SPECS

REVIEWS

SUPPORT

WHERE TO BUY

SUMMARY

Series	LG	Fuel Type	Electric
Range Type	Slide-In	Color	PrintProof™ Stainless Steel
Cooktop Type	Radiant, Ceramic Glass	Number of Cooktop Burners	5
Oven Type	Single Oven	Oven Cooking System	ProBake Convection®
Oven Capacity (cu. ft.)	6.3 cu.ft.	Oven Cleaning Type	EasyClean® + Self Clean
Drawer Type	Storage	Size in Width (in.)	30

APPEARANCE

Color	PrintProof™ Stainless Steel	Control Type	SmoothTouch™ Glass
Knobs	Stainless Steel Appearance, Weighted	Oven Door Feature	InstaView & WideView™ Window

Cooktop Finish	Ceramic Glass, Stainless Steel
----------------	--------------------------------

COOKTOP

Type	Radiant, Ceramic Glass	No. of Burners	5
Element/Burner - Left Front	9" / 6" Dual, 3200W UltraHeat™	Element/Burner - Left Rear	6" Single, 1200W
Element/Burner - Right Front	12" / 9" / 6" Triple, 3600W UltraHeat™	Element/Burner - Right Rear	6" Single, 1200W
Element/Burner - Center	7" Single, 100W Warming Zone	Hot Surface Indicator Light	Yes

OVEN FEATURES

Oven Type	Single Oven	Oven Cooking System	ProBake Convection®
Convection Conversion Auto-Adjust	Yes	Oven Cleaning Type	EasyClean® + Self Clean
Self-Clean Oven Door Lock	Automatic	Oven Capacity (cu. ft.)	6.3
Broiler Element Power	4200W	Number of Rack Positions	7
Number of Oven Racks	2	Oven Rack Type	2 Heavy Duty
Drawer Type	Storage	Oven Modes	Bake, Conv. Bake, Conv. Roast, Broil, Warm, Keep Warm, Proof, Frozen Meal, Air Fry, Air Sous-Vide, EasyClean, SelfClean
Oven Light	Halogen		

CONTROL

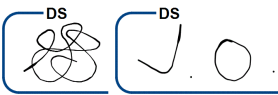
Kitchen Timer	Yes	Timed Cook	Yes
Oven Control Lock	Yes	Certified Sabbath mode	Yes

THINQ® SMART FEATURES

Wi-Fi Connectivity	Yes	Proactive Customer Care Service	Yes
SmartDiagnosis™	Yes	Works with	LG ThinQ®, Amazon Alexa, Google Assistant, SIDECHEF, Innit

INCLUDED ACCESSORIES

Air Fry Tray	Yes
--------------	-----



POWER/RATINGS


Amp Rating at 208V	49.1A	Amp Rating at 240V	56.7A
KW Rating at 208V	10.2kW	KW Rating at 240V	13.6kW
Required Power Supply (amp)	40A		

DIMENSIONS/CLEARANCES/WEIGHT

Cabinet Width (in)	30"	Overall Depth (in) - including handle	29 9/32"
Overall Height (in)	36 1/2"	Overall Width (in)	29 7/8" (758.8 mm)
Product Weight (lbs)	161.7	Shipping Weight (lbs)	221
Shipping Dimensions (WxHxD)	32 1/2" x 44" x 30 1/2"		

UPC CODES

UPC	048231341820
-----	--------------



1/7

NEW

1

MVEM1825F

1.8 cu. ft. Smart Wi-Fi Enabled Over-the-Range Microwave Oven

★★★★★ 4.6 (114) [Write a review](#)

Key Features

- 1.8 cu. ft.
- Sensor Cook
- Auto Cook Presets

[Show More](#)

Choose your Color



SMUDGE RESISTANT STAINLESS STEEL

Product Price (MVEM1825F)	\$499.99
------------------------------	----------

Total **\$499.99**

[WHERE TO BUY](#)

[ADD TO COMPARE](#)

OVERVIEW

SPECS

REVIEWS

SUPPORT

WHERE TO BUY



Elevated, Classic Design

Elevate your kitchen with this sleek over-the-range microwave. It delivers on both style and practicality. The WideView™ window offers a clear point of view and the intuitive SmoothTouch™ glass controls combine style and function, providing effortless operation, with just a touch of a finger.

Cook Smart with Sensor Technology

No more "Is it done yet?" guesswork. Humidity-sensing technology determines when food is cooked and automatically turns off the microwave to help prevent over or undercooking your food.





3 Auto Cook Settings


Our Auto Cook settings make it easy by selecting one of the 3 Auto Cook settings. Reheat, Cook, Soften and Melt.



*Model design may vary. Model MVEL2125F shown in video.

Stay in Sync


Connect your compatible Wi-Fi enabled LG microwave and range through the ThinQ® app to enjoy the convenience of automatic pairing. Your microwave's vent and light will automatically turn on and off when your range cooktop is turned on or off, so you won't have to lift a finger when cooking.



EasyClean® Interior


Spills? Splatters? Don't sweat it. LG's EasyClean® interior resists stains and buildup, so cleaning your microwave doesn't have to be a chore. Simply wipe with a damp cloth—no chemicals, no scrubbing, no problem.

*Heavy build-up may require additional manual effort.



Easy Upkeep with Smudge Resistant Finish

LG's fingerprint and smudge resistant finish easily wipes clean with a soft, dry cloth for a distinctive kitchen that handles real life in style.



Convenient Control with ThinQ®

With the ThinQ® app, you can enjoy remote monitoring, automatically sync your microwave vent fans and lights with your Wi-Fi enabled LG range, adjust settings, set timers.

*Select microwave features will work with Alexa and Google Assistant. Coming soon.

SUMMARY

Series	LG	Type	Over-the-Range Microwave
Oven Capacity (cu.ft.)	1.8	Colour	Smudge Resistant Stainless Steel

CAPACITY

Oven Capacity (cu.ft.)	1.8
------------------------	-----

FEATURES

Microwave Power Output (Watts)	900	Exterior Design	WideView™ Window (Divided regular look)
Control Type	Glass Touch (SmoothTouch™)	Control Location	Right Side
Display	White LED	Wi-Fi Capabilities	Yes

COOKING FEATURES

EasyClean® Interior	Yes	Sensor Cook Options	Yes
Power Levels	10	Auto Cook Options	Yes

CONVENIENCE FEATURES

Wi-Fi Connect (works with ThinQ®)	Yes	Turntable Diameter (inches)	12.6"
Clock	Yes	Kitchen Timer	Yes
Completion Beeper	Yes	Turntable On/Off	Yes
Add 30 Second	Yes		

LIGHTING

Lighting (Exterior)	Halogen	Lighting (Interior)	LED Lighting
---------------------	---------	---------------------	--------------

SAFETY FEATURES

Child Lock	Yes
------------	-----

VENTING SYSTEM

Filtration	Charcoal Filter	Exhaust Grease Filter	2
Power Levels	2	Vent Grille Type	Hidden
Vent Air Flow (CFM)	300		

MATERIALS/FINISHES

All Available Colours	Smudge Resistant Black Stainless Steel Smudge Resistant Stainless Steel	Smudge Resistant Finish	Yes
Interior Colour	Gray		

DIMENSIONS/CLEARANCES/WEIGHT

Cavity (WxHxD)	20 11/16" x 10 6/16" x 14 3/16"	Exterior (WxHxD)	29 14/16" x 16 7/16" x 15 14/16"
Net Weight (lbs)	47.6	Shipping Weight (lbs)	60.8
Shipping Dimensions (WxHxD)	33 9/16" x 20 1/16" x 19 7/16"		

POWER/RATINGS

Volts	120 / 60	Amps / Watts	14A / 1600W
-------	----------	--------------	-------------

LIMITED WARRANTY

Parts and Labour

1 Year

Magnetron

5 Years

UPC

UPC

048231342063

What people are saying



Reviews

WRITE A REVIEW

Rating Snapshot

Select a row below to filter reviews.

5 ★	<div></div>	86
4 ★	<div></div>	16
3 ★	<div></div>	5
2 ★	<div></div>	4
1 ★	<div></div>	3

Average Customer Ratings

Overall	★★★★★	4.6
Quality of Product	<div></div>	4.7
Features	<div></div>	4.7
Value	<div></div>	4.6

1–8 of 114 Reviews

Sort by: Most Recent ▾



LG microwave over the ran · 2 days ago

Microwave

I purchased a microwave on July 4. It was install the following week. The installer did not do a good job. He left a mess for me to clean up after him.



Originally posted on LG US

Quality of Product

Features

Value