

Custom Settings

Personalize your cooktop settings to fit your cooking style

Keep Warm setting

Keep food warm with GE's lowest heat setting or boil water in minutes with this fully functional 6" element

CLAIMS & CERTIFICATIONS ✓



ADA Compliant



For California Residents:
[California Prop 65](#)

SPECS & DETAILS ✓

Dimensions: 5 9/16 H x 36 1/8 W x 20 1/2 D



APPEARANCE

Color Appearance	Stainless Steel on Black
Frame Color / Material	Stainless Steel
Frameless	Yes

FEATURES

Control Location	Front Center
Control Type	Glide Touch
Cooktop Burner Type	5 Ribbon Smoothtop
Cooktop Control Features	All-Off Control Control Lock Capability Custom Settings Keep-Warm Setting Kitchen timer Melt Setting Multi-element timer Sync-Burners Capability
Cooktop Surface	Black Ceramic Glass with Stainless Steel Trim
Cooktop Type	Radiant Smoothtop
Element - Center	12"/9"/6" 3000W Tri-ring
Element - Left Front	7" 1500W
Element - Left Rear	7" 1500W
Element - Right Front	8"/5" 2400W Power Boil
Element - Right Rear	6" 1200W



Fuel Type	Electric
Indicator Lights	5 Hot Surface Surface Element "ON" Setting Level Indicators Red
Melt Setting	Yes
Timer	Yes

POWER / RATINGS

Max. Connected Load (kW) at 208V	7.2
Max. Connected Load (kW) at 240V	9.6
Max. Current Draw (Amps) at 208V	34.7
Max. Current Draw (Amps) at 240V	40.0
Recommended Circuit Breaker (Amps) at 208V	40
Recommended Circuit Breaker (Amps) at 240V	40

WARRANTY

Labor Warranty	Limited 1-year entire appliance
Parts Warranty	Limited 1-year entire appliance
Warranty Notes	See written warranty for full details



WEIGHTS & DIMENSIONS

Approximate Shipping Weight	58 lb
Cabinet Width	36 in
Cooktop Size	36 in
Cutout Dimensions (Width x Depth) (In.)	33-7/8 x 19-1/8
Net Weight	51 lb
Overall Depth	20 1/2 in
Overall Height	5 9/16 in
Overall Width	36 1/8 in





24" Built-In Dishwasher with EvenDry™ System

Dishwasher

Available Products: FPID2498SF

Available Colors: Stainless Steel

Version: 07/23

Product Specifications

Dishwasher

Automatic Temperature Control	No
Filter Material	Stainless Steel
Filter Trap	Removable
Hard Food Disposer or Filtration	Yes
Interior Light	No
Motor Speeds	Multi-Speed
Place Setting Capacity	14
Rinse Aid Dispenser	Yes
Smart Soil Sensor	Yes
Lower Spray Arm	Orbit
Middle Spray Arm	Bi-Beam
Upper Spray Arm	Spray Arm
Tub Design	Tall Tub
Tub Material	Stainless Steel
Wash Levels	5
Wash System	Direct Feed
Water Pressure	90 psi
Water Usage	8 Gallons

Dishwasher Options

Drying System	Even Dry
Heated Dry	Yes
High Temperature	Yes

Upper Rack

Cup Shelf	Yes
Fold-Down	Yes
Stemware Holder	Yes

Controls

Delay Start Hours	1-24 Hours
Digital Display	Yes
Control Lock	Yes

Dimensions and Volume

Minimum Height	33 3/4"
Maximum Height	35 3/4"
Width	23 3/4"
Depth	24 1/4"
Depth With Door Open	50 1/4"

Dishwasher Cycles

China Crystal	Yes
Energy Saver	Yes
Favorite	Yes
Heavy	Yes
Normal	Yes
Number of Cycles	7
Quick	Yes
Rinse Only	Yes

Lower Rack

Fold-Down	Yes
Maximum Height Clearance	13"
Minimum Height Clearance	11"
Number of Silverware Basket	1
Number of Silverware Basket Lids	3

Third Level Rack

Rack Handles	Yes
--------------	-----

Exterior

Door and Handle Design	Handle
Door Latch	Pull
Door Type	StayPut

Electrical Specifications

Voltage Rating	120 V
----------------	-------

General Specifications

Sound Level	47 dBA
Annual Energy	240 kWh
Prop 65 Label	No
Warranty - Labor	1 Year
Warranty - Parts	1 Year

Performance Certifications and Approvals

CEE Tier	Tier 1
ENERGY STAR Certified	Yes

24" Built-In Dishwasher with EvenDry™ System	Dishwasher
Available Products: FPID2498SF	Available Colors: Stainless Steel
Version: 07/23	

Installation

Connection Location	Right Bottom
Number of Leveling Legs	3
Water Inlet Location	Left Bottom Front

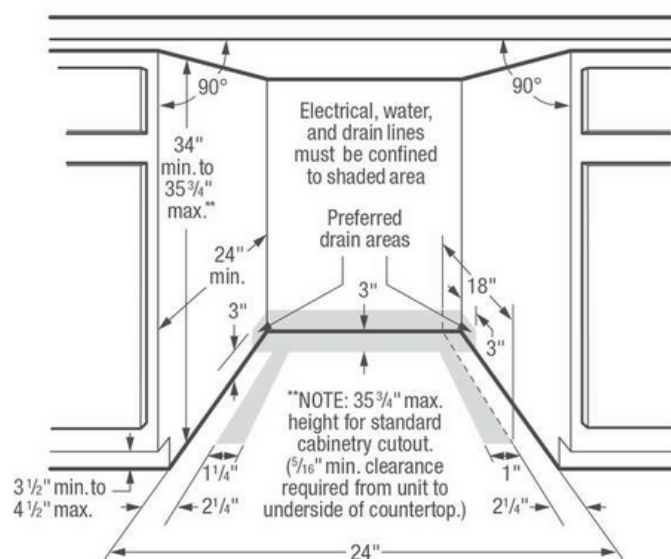
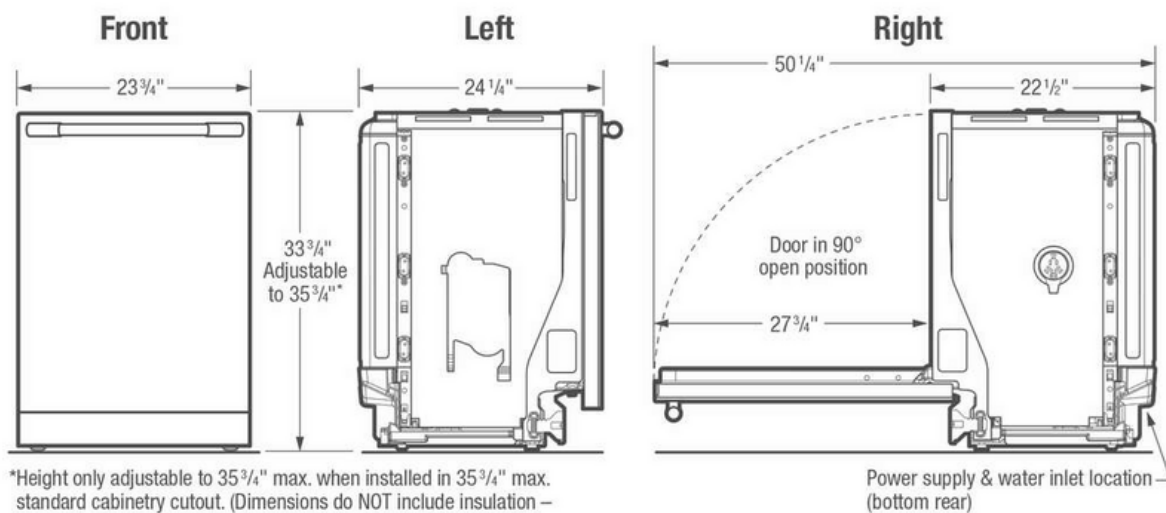
Certifications and Approvals

ADA Compliant	No
---------------	----

Safety Certifications and Approvals

UL Listed	Yes
ETL Listed	No
Meets ASSE 1006 Requirements	Yes
NSF Certified	Yes

Installation Diagram





21.4 Cu. Ft. Counter-Depth 4-Door French Door Refrigerator

French Door Refrigerator

Available Products: PRMC2285AF

Available Colors: Stainless Steel

Version: 05/23

Product Specifications

Dispenser

Crushed Ice	Yes
Cube Ice	Yes
Dispenser	Yes
Dispenser Location	External
Dispenser Height	10 4/10"
Water	Yes

Freezer

Auto Close Drawer	Yes
Automatic Defrost	Yes
Basket Divider	Yes
Baskets / Bins Color	Smokey
Interior Lighting	LED
Shelf Material	Glass
Number of Fixed Shelves	1
Number of Pull Out Shelves	1
Total Number of Shelves	1
Number of Drawers	1

Convertible Compartment

Adjustable Drawer Divider	Yes
Convertible Drawer	Yes
Interior Lighting	Incandescent
Temperature Range	-6° to 45°F

Exterior

Counter-Depth	Yes
Door Stops	No
Front Rollers	Yes
Rear Rollers	Yes
Water Inlet Location	Left Rear Bottom

Electrical Specifications

Minimum Circuit Required	15 Amps
--------------------------	---------

Performance Certifications and Approvals

ENERGY STAR Certified	Yes
-----------------------	-----

Refrigerator

Air Filter	Yes
Crisper Color	Smokey
Dairy Bin	Yes
Door Bin Color	Smokey
Humidity Controls	Automatic
Interior Lighting	LED
Shelf Material	Glass
Water Filter	Yes
Number of Adjustable Gallon Door Bins	3
Number of Fixed Condiment Door Bins	3
Number of Fixed Gallon Door Bins	1
Total Number of Door Bins	8
Number of Adjustable Shelves	4
Number of Fixed Shelves	1
Number of Crispers	2

Ice Maker

Ice Maker	Yes
Ice Maker Location	Fresh Food Section
Ice Shape	Square
Second Ice Maker	Yes

Controls

Air Filter Indicator	Yes
Control Location	Dispenser
Digital Display	No
Door Ajar Alarm	Yes
Control Lock	No
Ice Maker On/Off	Yes
Internal Control Lock	Yes
Mute Sound Control	No
On/Off Display	No
Power Failure Alarm	Yes
Sabbath Mode	Yes
Water Filter Indicator	Yes

21.4 Cu. Ft. Counter-Depth 4-Door French Door Refrigerator	French Door Refrigerator
Available Products: PRMC2285AF	Available Colors: Stainless Steel
Version: 05/23	

Dimensions and Volume

Height With Hinge	70"
Height Without Hinge	69 1/8"
Width	36"
Width of Cabinet	35 7/8"
Depth of Cabinet	24 1/2"
Depth With Door	29 1/8"
Depth With Door 90° Open	46 3/4"
Depth With Door and Handle	31 7/8"
Depth With Drawer Open	44 7/8"
Convertible Zone Capacity	2.56 Cu. Ft.
Freezer Capacity	5.8 Cu. Ft.
Fresh Food Capacity	13 Cu. Ft.
Total Capacity	21.4 Cu. Ft.

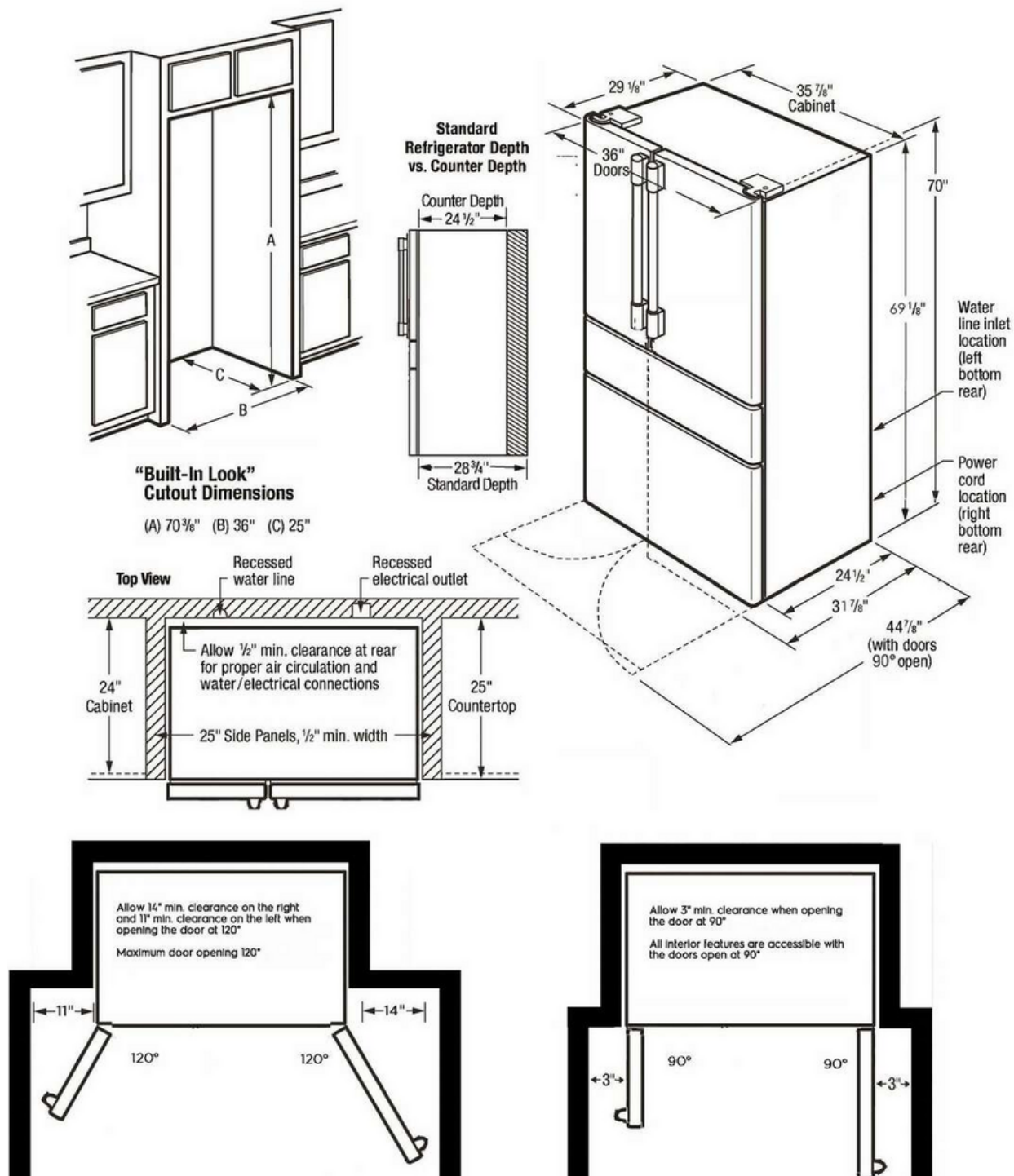
General Specifications

Annual Energy	672 kWh
Condenser Type	Dynamic
Leveling Legs	Yes
Prop 65 Label	Yes
Refrigerant Type	R-600A
Warranty - Labor	1 Year
Warranty - Parts	1 Year

Safety Certifications and Approvals

CSA Listed	Yes
------------	-----

Installation Diagram





30" Built-In Convection Microwave Oven with Drop-Down Door

Built-In Microwave

Available Products: PMBD3080AF

Available Colors: Stainless Steel

Version: 09/22

Product Specifications

Cooking Controls

Convection	Yes
Cooking Power	1000 Watts
Defrost Weight	Yes
Number of Power Levels	10

Microwave Cooking

Bacon	Yes
Beverage	Yes
Defrost	Yes
Melt / Soften	Yes
Multi-Stage Cooking	Yes
Popcorn	Yes
Potato	Yes
Reheat	Yes
Sensor Cooking	Yes
Sensor Reheat	Yes
Veggies	Yes

Controls

Control Lock	Yes
--------------	-----

Additional Settings

Child Lock	Yes
Clock Display On / Off	Yes
Demo On / Off	Yes
Language Options	English and French
Setting Turntable On / Off	Yes
Setting Weight Lb / Kg	Yes
Volume # of Settings	4 (Includes Off)

Exterior

Door Swing	Drop-Down Door
------------	----------------

Dimensions and Volume

Height	19 5/8"
Width	29 13/16"
Depth	23 1/8"
Depth With Door 90° Open	35 1/2"
Microwave Interior Height	9 13/16"
Microwave Interior Width	16 1/2"
Microwave Interior Depth	16 1/2"
Microwave Capacity	1.6 Cu. Ft.

Oven

Convection Element	1,700 Watts
--------------------	-------------

Convection Cooking

Broil / Grill	Yes
Combi Cooking - Bake	Yes
Combi Cooking - Roast	Yes
Convection Cooking - Bake	Yes
Convection Cooking - Roast	Yes

Microwave Control Features

+ 30 Seconds	Yes
Quick Start	Yes

Display

Display Light Color	White
---------------------	-------

Internal Specifications

Interior Color	Stainless Steel
Interior Light Quantity	1
Interior Light Type	LED
Interior Light Wattage	1.5 Watts
Rack	Yes
Turntable Diameter	14 3/16"

Electrical Specifications

Connected Load @ 120V	1.7 kW
Minimum Circuit Required	20 Amps
Voltage Rating	120 V

Safety Certifications and Approvals

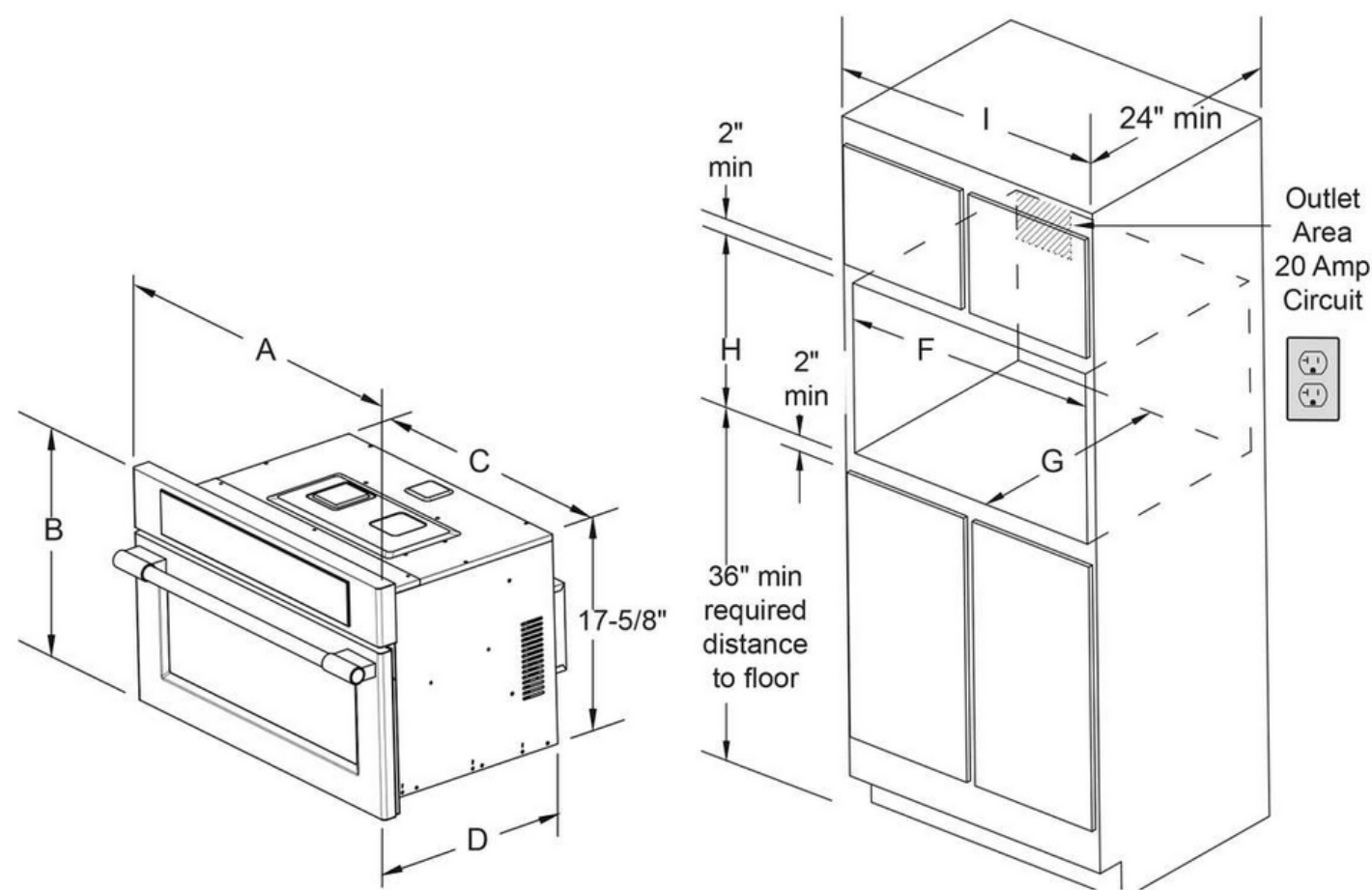
UL Listed	Yes
cUL Listed	Yes

30" Built-In Convection Microwave Oven with Drop-Down	Built-In Microwave
Door	
Available Products: PMBD3080AF	Available Colors: Stainless Steel
Version: 09/22	

General Specifications

Prop 65 Label	Yes
Warranty - Labor	1 Year
Warranty - Parts	1 Year

Installation Diagram



PRODUCT DIMENSIONS						
MODEL	A		B	C		D
Convection Microwave Oven	29-13/16		19	24-5/8		23
CUTOUT DIMENSIONS AND CABINET WIDTH						
MODEL	F		G	H		I
	Min.	Max.	Min	Min.	Max.	Min.
Convection Microwave Oven	28	28-3/8	22	17-3/4	18	30-1/8

All dimensions are in inches (cm).



30" Single Wall Oven with Total Convection

Single Wall Oven

Available Products: PCWS3080AF

Available Colors: Stainless Steel

Version: 08/22

Product Specifications

Cooking Controls

Air Fry	Yes
Bake	Yes
Broil	Yes
Cancel	Yes
Child Lock	Yes
Clear Off	Yes
Clock	Yes
Convection Bake	Yes
Convection Roast	Yes
Delay Clean	Yes
Delay Start	Yes
Fast Preheat	Yes
Kitchen Timer	Yes
Light	Yes
Off	Yes
Oven Light	Yes
Probe	Yes
Self Clean	Yes
Set Clock	Yes
Slow Cook	Yes
Start	Yes
Steam Bake	Yes
Steam Clean	Yes
Steam Roast	Yes
Stop	Yes
Temperature Display	Yes
Timer On / Off	Yes
User Preferences	Yes

Cooking Controls Function

Change between Continuous Bake Setting or 12-Hour	Yes
Energy Saving Feature	
Delayed Bake	Yes
Program Fahrenheit or Celsius	Yes
Silent Control Panel	Yes

Controls

Control Lock	Yes
Sabbath Mode	Yes

Dimensions and Volume

Height	28"
Width	29 7/8"
Depth	25 3/16"
Depth With Door 90° Open	48 3/16"
Depth With Handle	27 6/10"
Oven Interior Height	18 1/8"
Oven Interior Width	25 2/10"
Oven Interior Depth	19 7/8"
Maximum Cutout Height	28"
Maximum Cutout Width	29"
Minimum Cutout Height	26 3/4"
Minimum Cutout Width	28 1/2"
Oven Capacity	5.3 Cu. Ft.

Installation

Power Supply Connection Location	Top Left
----------------------------------	----------

Certifications and Approvals

ADA Compliant	Yes
Star-K Certification	Yes

30" Single Wall Oven with Total Convection	Single Wall Oven
Available Products: PCWS3080AF	Available Colors: Stainless Steel
Version: 08/22	

Oven

Bake Element Type	Hidden
Bake Element Pass	8
Bake Element	2,500 Watts
Broil System	Yes
Broil Element Pass	6
Broil Element	4,000 Watts
Cleaning System	Yes
Convection	Yes
Convection Type	Total
Convection Element	3,800 Watts
Rack Position Type	Embossed
Number of Rack Positions	6
Rack Type 1	Handle
Rack Type 1 Quantity	1
Rack Type 2	Glide
Rack Type 2 Quantity	1
Rack Type 3	Air Fry Tray
Rack Type 3 Quantity	1
Oven Interior Color	Midnight Black
Oven Light Type	Halogen
Oven Light Quantity	2
Oven Light Watts	40 Watts
Number of Convection Fans	1

Display

Display Interface Color	White
Display Light Color	White
Display Type	Capacitive Touch
Control Location	Top

Electrical Specifications

Amps @ 240 Volts	20 Amps
Connected Load @ 240V	4.5 kW
Minimum Circuit Required	20 Amps
Voltage Rating	240 V

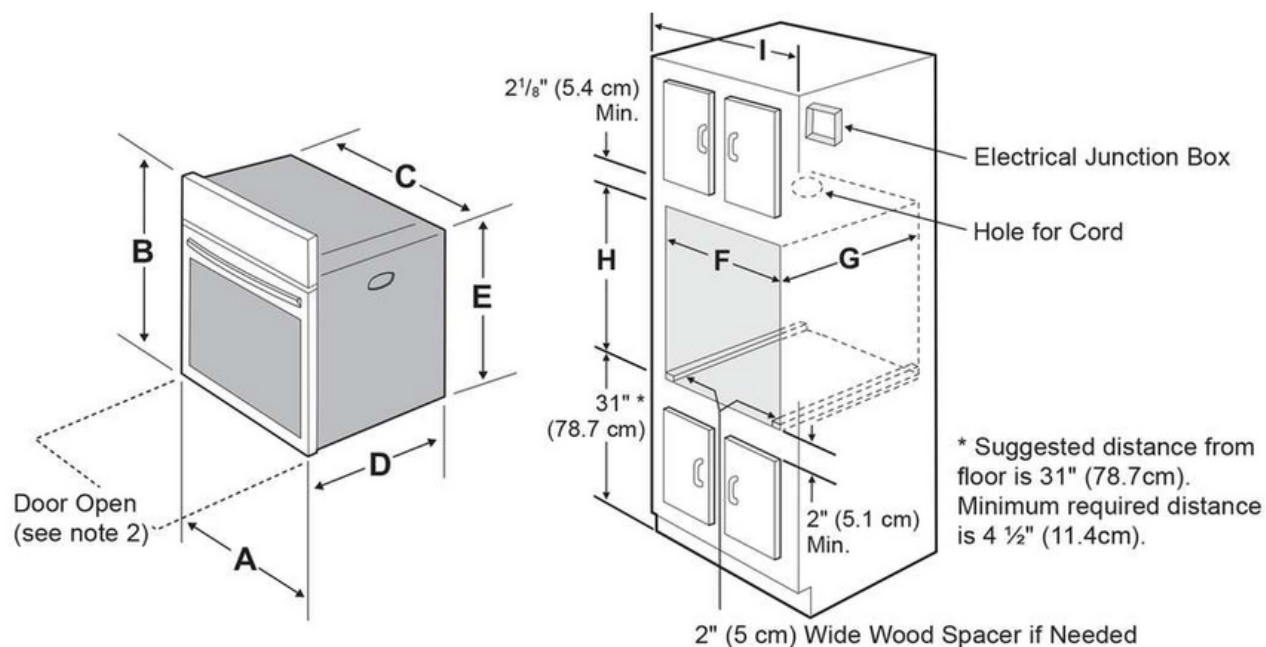
General Specifications

Prop 65 Label	Yes
Warranty - Labor	1 Year
Warranty - Parts	1 Year
Frigidaire Fit Promise	Yes

Safety Certifications and Approvals

CSA Listed	Yes
UL Listed	Yes
RoHS	Yes

Installation Diagram



NOTES:

1. Allow at least 23" (58.4 cm) clearance in front of oven for door depth when it is open.
2. Dimension G (cutout depth) is critical to the proper installation of the built-in oven. If the oven trim does not butt against the cabinet, or if noise is heard on convection models, verify dimension G to assure it is the required depth.
3. For a cutout height greater than the maximum (H), add one 2" (5 cm) wide wood shim of appropriate height to each side of the opening under the appliance side rails. A trim kit may be purchased through a dealer, service, or on the brand website.

PRODUCT DIMENSIONS						
A		B	C	D		E
29 ⁷ / ₈ (75.9 cm)		28 (71.1 cm)	28 ⁷ / ₁₆ (72.2 cm)	25 ³ / ₁₆ (63.9 cm)		26 (66.1 cm)
CUTOUT DIMENSIONS AND CABINET WIDTH						
F		G		H. Standard Height (**Others, see note 3)		I
Min.	Max.	Min.	Min.	Max.		
28 ¹ / ₂ (72.4 cm)	29 (73.7 cm)	23 ¹ / ₂ (59.7 cm)	26 ³ / ₄ (68.0 cm)	28 (71.1 cm)	30 ¹ / ₈ (76.5 cm) Min	

5.2 Cu.Ft. Front Load Washer With Self Clean+

Features Spec Review Support Compare

Samsung.com Advantage

In-home Service Free Delivery & Haul Away Extended Warranty



5.2 Cu.Ft. Front Load Washer With Self Clean+

WF45T6000AV/A5

4.5 (362)

- [Click to see product dimensions and specifications](#)

Choose your Colour

Colour : Black



Choose your Capacity

5.2 cu.ft.

Images (24)

Videos (1)



5.2 Cu.Ft. Front Load Washer With Self Clean+

Black | 5.2 cu.ft.

WHERE TO BUY

Feedback

5.2 Cu.Ft. Front Load Washer With Self Clean+

[Features](#)[Spec](#)[Review](#)[Support](#)[Compare](#)

Keep the washer fresh

Self Clean+

Keep your washer fresh and clean with Self Clean+ technology, which eliminates 99% of bacteria* that can form in any washer drum. Self Clean+ will notify you every forty wash cycles when it is time for a cleaning.



5.2 Cu.Ft. Front Load Washer With Self Clean+

[Features](#)[Spec](#)[Review](#)[Support](#)[Compare](#)

* Tested on WF6000R. Compared to Samsung conventional model without VRT Plus.

Easy troubleshooting

Smart Care

Easy troubleshooting from the convenience of your smartphone*. Smart Care interacts with your washer and dryer to perform an immediate diagnosis and offer quick solutions.



5.2 Cu.Ft. Front Load Washer With Self Clean+

[Features](#)[Spec](#)[Review](#)[Support](#)[Compare](#)

ENERGY STAR® Certified

ENERGY STAR® Certified

ENERGY STAR® certified, so you can save money by using less energy without sacrificing performance or functionality.

Closet-depth fit

Give your home a sleek and modern look with a seamless design. This washer has a shallower depth*, so it fits within your existing laundry space without sacrificing any capacity thanks to our new, wider drum. Also, a new control panel design provides better visibility, so it is easy to use even when stacked.

* Designed to fit a 40" installation depth.



5.2 Cu.Ft. Front Load Washer With Self Clean+

Features Spec Review Support Compare

Durable & efficient

Digital Inverter Technology

Purchase Samsung Washers with confidence and receive a 20-year warranty on the Digital Inverter Motor.

* 20-year warranty limited to the Digital Inverter Motor of washers assembled in the USA purchased on 7/1/2022 or later. Purchase receipt indicating purchase date required for a claim. Additional restrictions and limitations apply, see warranty for details.



ENERGY STAR® Certified



20-year warranty on the motor

Specifications

VRT	Physical specifications & size	Net Weight	Washing Capacity (cu.ft)
VRT+	686 x 984 x 796 mm	91 kg	5.2 cu. ft. (IEC) / 4.5 cu. ft. (DOE)

5.2 Cu.Ft. Front Load Washer With Self Clean+

Features Spec Review Support Compare

Smart Control

No

Spin Speed

1200 rpm

Steam

No

Super Speed

No

VRT

VRT+

Cycle

Cycle List

Normal, Heavy Duty, Whites, Bedding, Active Wear, Quick Wash, Delicates, Perm Press, Rinse+Spin, Self Clean+

Number of Cycle

10

Number of Option

6

Option List

Pre Soak, Delay End, Alarm Off, Smart Care, Child Lock(Dual Long Key), Spin Only (Long Key)

Physical specifications & size

Net Dimension (WxHxD)

686 x 984 x 796 mm

Net Weight

91 kg

Gross Dimension (WxHxD)

746 x 1076 x 866 mm

Gross Weight

93 kg

Voltage/Frequency

120 V / 60 Hz

Hide All Specs ^

★★★★★ 4.5 (376) [Write a review](#)

★★★★★ 4.5 | [376 Reviews](#)

5.2 Cu.Ft. Front Load Washer With Self Clean+

Features Spec Review Support Compare

★★★★★ darryuno · a year ago

Do not buy

I bought this from Trail Appliances (but posting here so potential buyers can be advised). Then after 14 months, the spin cycle was very loud. I called Samsung and they will not cover this since they only cover 12 months warranty. I had a repair person come and quote to repair this will be over \$1,000 after tax! Problem was bent drum shaft and worn out bearing. Apparently just the bearings cannot be replaced and the full drum with bearing assembly must be purchased. This is a huge labour undertaking. I am so disappointed. Repair quote was so high, the technician said not worth it to fix, just buy a new one and consider LG instead. I already contacted Samsung twice with no help. Will try again. Maybe 3rd time's a charm? I also bought the matching dryer (DVE45T6005W) and after 15 months, there was a squeaking noise. The repair was only \$262.50 so better than buying a new one. But still, who wants to spend this money on a repair on a dryer that is only 15 months old? Do not buy this washer and dryer model set.

Cons: Poor quality

Recommends this product No

Helpful? Yes · 2 No · 1 Report

★★★★★ Jj2020 · 3 years ago

Vibrate!!

I just got delivered it today.
Runs 3 load... realized vibration. I don't know that's normal. It's louder than I expected.
I checked the leveling legs and lock still vibrates loud

Cons: Did not meet expectations

Helpful? Yes · 2 No · 2 Report

Response from Samsung:

DA · 3 years ago

Hello Jj2020, thank you for your question. You may find the following helpful. Page 21 of the owners manual will assist with ensuring that the shipping bolts were removed. Also, page 26 will walk you through calibrating your washing machine. Hopefully one of these assist you with your issue. If you have further questions, please feel free to contact us at 1-800-SAMSUNG or via live chat on our website (www.samsung.com/ca/support/).

★★★★★ Camm47 · 8 months ago

Do Not Buy

We are very disappointed in the cleaning capabilities of this machine. There is only enough water in the "normal" cycle to dampen the load and not enough water to get the load clean. Everything smells like it has not been washed. The only way to get more water is to use the "bedding" cycle for all loads. However, even on the "bedding" cycle there is not enough water to thoroughly clean and rinse a set of sheets.

Pros: Bright display
Cons: Did not meet expectations




Recommends this product No

Helpful? Yes · 0 No · 1 Report

Response from Samsung:

Operations · 8 months ago

Hi Camm47, thank you for reaching out. We're here to help. Could you please tell us more about the situation? Get in touch at 1-800-SAMSUNG or via live chat on our website (<http://www.samsung.com/ca/support/>)



5.2 Cu.Ft. Front Load Washer With Self Clean+

- Features
- Spec
- Review
- Support
- Compare

See More Content ↗

Recently Viewed

5.2 Cu.Ft. Front Load Washer With Self Clean+

5.2 cu.ft.

4.5 (369)

From \$39.58/mo for 24 mos or \$949.99

\$350.00

* Key feature may different from Key Spec

Home > Home Appliances > Laundry > Washing Machines > 5.2 Cu.Ft. Front Load Washer With Self Clean+

Product & Services	Shop	Support	Account & Community	Sustainability
Smartphones	Offers	Support Home	My page	Environment
Tablets	Samsung Care+	Contact us	My products	Security & Privacy
Watches	Samsung Finance	E-mail Support	Orders	Accessibility
Audio Sound	Business Shop	Product Registration	Wishlist	Diversity · Equity · Inclusion
Mobile Accessories	Shop FAQ	Service Location	Service	Corporate Citizenship ↗
TVs	Samsung Experience Stores	Retailer & Carrier Sign-In	Community	Corporate Sustainability ↗
Sound Devices	Store Pickup and Support	Members Community		
Refrigerators	Student Offers	Door to Door Repair Service		About Us