



PRODUCTS

WHERE TO BUY

LITERATURE

CONTACT US

Enter keyword or item #



Products

- Decorative Hardware
- Drawer Slides
- Hinges
- Kitchen/Cabinet Accessories
- Fasteners & Screws
- Opening Systems
- Showroom Display Systems
- Abrasives
- Adhesives
- Assembly Hardware
- Bath Hardware
- Edgebanding

Quick Order Pad

ITEM #	QTY.
<input type="text"/>	<input type="text"/>
<input type="text"/>	<input type="text"/>
<input type="text"/>	<input type="text"/>

ADD TO CART

More Items

Home >> Kitchen/Cabinet Accessories >> Waste/Recycling Bins >> QPAM Soft-Close Pullout Waste Bin >> Item Detail



Additional Item Images



15" Width Soft-Close Double 32qt
QPAM15228CR

Product Description

15" Width Bottom Mount Double Pullout Waste Bin with Full Extension Soft-Close Slides, Two 32qt Grey Bins & 3 Way Adjustable Bracket

QTY.

ADD TO CART

Available Finishes
Grey

Product Information

Collection: QPAM Soft-Close Pullout Waste Bins
Item Type: Waste Pullout
Finish: Grey
Width: 15"
Minimum Opening: 15"
Height: 19-1/2"
Material: Steel/Plastic
Diameter: 19-5/8"
Capacity: 45kg

All dimensions are shown in inches unless specified otherwise.
MSRP does not include installation or delivery charges.

DELIVERY | LEAD TIME INFORMATION

- A: Ship within 24 hours (stock)
- B: Ship within 1-2 weeks (non-stock, special order)
- C: Ship within 1-2 weeks, Full Box Quantities Only (non-stock, special order)
- D: Not available/Discontinued
- E: Ships longer than 4 weeks, Full Box Quantities Only (non-stock, special order)

HAVE A QUESTION?
CALL 1-905-264-1494



ABOUT US

- About Us
- Products
- Literature

CUSTOMER SERVICE

- My Account
- Cart
- Newsletter
- Where to Buy
- Contact Us

SUPPORT

- Terms of Sale
- Privacy Policy
- Shipping & Returns
- Site Map

GET THE LATEST UPDATES

SUBSCRIBE

Subscribe to our newsletter in order to receive our latest news and updates

SCB316 | ALITO Collection



Wall Mount

We’ve learned that sometimes the best way to anticipate the needs and desires of your market is to listen to the men and women who install your product. Inspired by our most popular model, the SC300, we have designed an install-friendly hood that makes all the “what if’s” of installation a non-issue. Keeping the pyramid shape, we expanded the chimney flue (duct cover) just wide enough to conceal off-centre ducting. Bringing our lights to the front of the hood provides greater ambience in the most used cooking area and also avoids drawing attention towards any imperfections from the backsplash. We also slanted our baffle filters to maximize air and grease collection. The SCB316 has every kind of installer in mind.

Green Features



3 Speed Push Button
Control Panel



Long-Lasting
LED Lights



Grease Cup



Model	Colour	Ducting	Filters	Size	CFM
SCB31630SS	Stainless Steel	6"	Baffle	30"	300
SCB31636SS	Stainless Steel	6"	Baffle	36"	300
SCB31630MB	Matte Black	6"	Baffle	30"	300
SCB31636MB	Matte Black	6"	Baffle	36"	300

Please note: Code and Color description are correct for 9159T-CZ-DST - Color - Champagne Bronze. *Website specsheet prints image of incorrect colour.



TRINSIC®



Single Handle Pull-Down Kitchen Faucet with Touch₂O Technology

MODEL#: 9159T-CZ-DST

- Featuring Delta Touch2O Technology: touch it on, touch it off

Finish: **Champagne Bronze**






Chat with an Expert




Touch it on. Touch it off. Whether you have two full hands or 10 messy fingers, Delta Touch2O Technology helps keep your faucet clean, even when your hands aren't. A simple touch anywhere on the spout or handle with your wrist or forearm activates the flow of water at the temperature where your handle is set. The Delta TempSense LED light changes color to alert you to the water's temperature and eliminate any possible surprises or discomfort. Delta MagnaTite Docking uses a powerful integrated magnet to pull your faucet spray wand precisely into place and hold it there so it stays docked when not in use. Delta faucets with DIAMOND Seal Technology perform like new for life with a patented design which reduces leak points, is less hassle to install and lasts twice as long as the industry standard*. Kitchen faucets with Touch-Clean Spray Holes allow you to easily wipe away calcium and lime build-up with the touch of a finger. You can install with confidence, knowing that Delta faucets are backed by our Lifetime Limited Warranty. Electronic parts are backed by our 5-year electronic parts warranty. *Industry standard is based on ASME A112.18.1 of 500,000 cycles.

- With Touch₂O Technology a simple touch anywhere on the spout or handle will start and stop the flow of water
- Helps keep your faucet cleaner, because washing the mess off your hands shouldn't involve making a mess of your faucet
- LED light signals blue when touch mode is active and flash red when batteries are running low
- Automatic water flow shut-off after four minutes helps conserve water
- Integrated TempSense LED light shows water temperature, changing from blue to magenta to red as temperature increases
- Battery operated 6 AA (included) with a battery life of approximately 1 year or 6 C (not included) with a battery life of approximately 3 years


Technology

-  MagnaTite® Docking ⓘ
-  DIAMOND™ Seal Technology ⓘ
-  Touch₂O® Technology ⓘ

Special Features

-  Touch-Clean® ⓘ
-  Brilliance® Finish ⓘ
-  ADA Compliant ⓘ



 Chat with an Expert

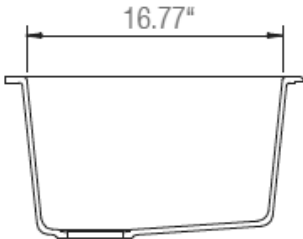
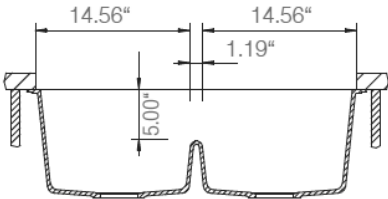
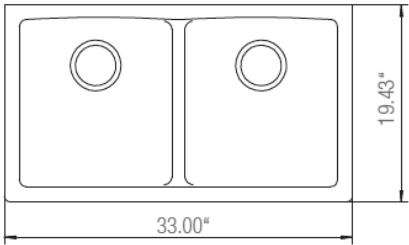
- Intuitive Touch₂O Technology can sense the difference between a touch and a grab, reducing the chances of false activation
- Optional A/C adapter EP102157 may be ordered separately
- MagnaTite Docking uses a powerful integrated magnet to snap your faucet spray wand precisely into place and hold it there so it stays docked when not in use and doesn't droop over time
- Soft, rubber Touch-Clean spray holes allow you to easily wipe away calcium and lime build-up with the touch of a finger
- DIAMOND Seal Technology is less hassle to install and helps your faucet perform like new for life, reducing leak points and lasting twice as long as the industry standard
- Everything you need is together in one convenient box, including integrated InnoFlex PEX supply lines
- 1 or 3-hole 8" installation
- ADA Compliant
- The high-arc, gooseneck design swivels 360 degrees with a 20-in. retractable hose for added convenience during everyday kitchen tasks



Product Specification Sheet



Virtuo Granite Low Divide Granite Sink
B315 - B316 - B326 - B331 - B338



Colour Finish

- Pearl Black
- Coffee Brown
- Slate Grey
- Asphalt
- Stone Taupe

Model No.

- B315
- B316
- B326
- B331
- B338

Description

- Undermount granite low divide double bowl sink
- 33"x18-1/2" x 9-1/2" Deep
- Center divider is set halfway down
- 80% Quartz content 20 % resin
- 3 1/2" drain opening
- Supplied with installation clips, template & strainers
- CUPC certified



Available accessories

- Matching Strainer
- Drying Rack
- BG315/316/326/331/338 - Stainless Steel Grid

MAIN LOCATION

BRISTOL SINKS
56 Firestone Blvd
London, Ontario
N5W 6E6

WESTERN LOCATION

BRISTOL SINKS
964 72nd Avenue NE
Calgary, Alberta
T2E 8V9

CONTACT

Tel: 1 (800) 930-0214
Fax: 1 (866) 310-7580
Email: sales@bristolsinks.com



Sax 60 x 32 AcrylX Freestanding Bathtub

Model number:		105797			
Dimensions:	60" x 32" x 24.875"	Installation:	Freestanding	Material:	AcrylX™ Applied Acrylic



Standard Features:

- 2-piece bathtub – Transports and installs easily
- Above-the-Floor Rough (AFR) and F² Drain compatible
- MAAX innovative leveling legs for easy installation
- Faucet installation can be deck-mounted or floor-mounted
- Unique feature: maximized bathing well with comfortable backrest
- End drain


Product characteristics:

- Made in North America
- Transitional Design
- Comfortable Backrest

Warranty:

Lifetime limited

Standard Colors:



White (002)



Certifications

MAAX products adhere to one or more of the following certifications:



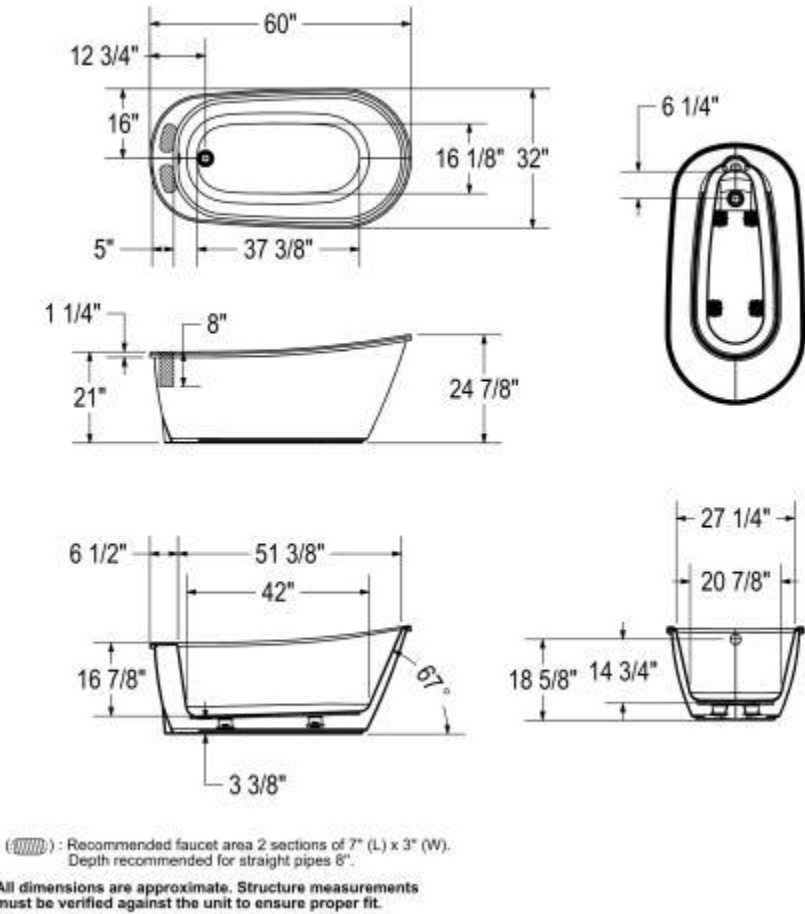
Sax 60 x 32 AcrylX Freestanding Bathtub

Model number:	105797
---------------	--------

Dimensions: 60" x 32" x 24.875"

Installation: Freestanding

Material: AcrylX™ Applied Acrylic



Dimensions
60 x 32 x 25 In. (1524 x 813 x 632 mm)
Water Capacity
44 gallons - 168 liters
Weight
130 lbs - 58.96 kg
Bathing Well
51 1/2 In. x 27 1/4 In. (1305 mm x 692 mm)
Deep Sump Height
16.875 In. - 429 mm
Deck Width
5 In. - 127 mm
Drain location:
End

Project:

Contractor:

Representative:

Date:

Tel:

Notes:

DS

Ca

DS

[Signature]



TRINSIC®

Single Handle Bathroom Faucet

MODEL#: 559LF-CZMPU


- 1 or 3-hole 4" installation
- Includes deck plate to support 3-hole installation
- Metal drain pop-up assembly in matching finish included



WaterSense® Labeled

Finish: **Champagne Bronze**







 Chat with an Expert


Inspired by the sleek elegance of modern European design, the Trinsic Bath Collection completes the look of any contemporary bath, from classic to rustic. Delta faucets with DIAMOND Seal Technology perform like new for life with a patented design that reduces leak points, is less hassle to install and lasts twice as long as the industry standard. Delta WaterSense labeled faucets use at least 20% less water than the industry standard ? helping you save water without compromising performance. You can install with confidence, knowing that Delta faucets are backed by our Lifetime Limited Warranty.

- DIAMOND Seal Technology is less hassle to install and helps your faucet perform like new for life, reducing leak points and lasting twice as long as the industry standard
- Everything you need is together in one convenient box, including integrated InnoFlex PEX supply lines
- Fits 1- or 3-hole 4-inch installations
- Optional deck plate included for 3-hole installations
- Optional red/blue temperature indicator ring included
- Metal push pop-up drain assembly in matching finish (included) is ADA compliant and simple to install, operate and clean
- ADA compliant
- WaterSense labeled faucet uses at least 20% less water than the industry standard without compromising performance
- Rigid spout does not swivel

Special Features


-  Brilliance® Finish 
-  ADA Compliant 



 Chat with an Expert

- 3/8-inch compression fittings
- Backed by Delta Faucet's Lifetime Limited Warranty



 Chat with an Expert



TRINSIC®

Single Handle Bathroom Faucet

MODEL#: 559LF-MPU


- 1 or 3-hole 4" installation
- Includes deck plate to support 3-hole installation
- Metal drain pop-up assembly in matching finish included



WaterSense® Labeled

Finish: **Chrome**



 Chat with an Expert


Inspired by the sleek elegance of modern European design, the Trinsic Bath Collection completes the look of any contemporary bath, from classic to rustic. Delta faucets with DIAMOND Seal Technology perform like new for life with a patented design that reduces leak points, is less hassle to install and lasts twice as long as the industry standard. Delta WaterSense labeled faucets use at least 20% less water than the industry standard ? helping you save water without compromising performance. You can install with confidence, knowing that Delta faucets are backed by our Lifetime Limited Warranty.

- DIAMOND Seal Technology is less hassle to install and helps your faucet perform like new for life, reducing leak points and lasting twice as long as the industry standard
- Everything you need is together in one convenient box, including integrated InnoFlex PEX supply lines
- Fits 1- or 3-hole 4-inch installations
- Optional deck plate included for 3-hole installations
- Optional red/blue temperature indicator ring included
- Metal push pop-up drain assembly in matching finish (included) is ADA compliant and simple to install, operate and clean
- ADA compliant
- WaterSense labeled faucet uses at least 20% less water than the industry standard without compromising performance
- Rigid spout does not swivel

Special Features

 ADA Compliant 




 Chat with an Expert

- 3/8-inch compression fittings
- Backed by Delta Faucet's Lifetime Limited Warranty



14 Series Tub/Shower Trim

MODEL#: T14471-BL



DS
ca

DS
K. L.





Chat with an Expert

- COMING SOON
- H2Okinetic shower technology sculpts water into a unique wave pattern, forming a powerful drench spray
- Gives you the feeling of more water without using more water
- Trim kit only, must order MultiChoice Universal rough-in separately to complete the unit (see specification sheet for details)
- Metal lever handle adjusts temperature
- Pull-up metal tub spout
- Hot/cold indicator
- RP77991 adds 1 3/4in to max. installation thickness

Technology

 H2Okinetic® Technology 

Special Features

 Touch-Clean® 

 FitH2Okinetics 

