

BX212 | CLASSIC Collection



28"/34"
(34" includes 3 filters)



22"

Insert

The three speed control is located on the underside of the BX212 for easy access and control. The range hood cannot be seen from eye-level, allowing you to arrange your cabinets as though there were no fan, creating a fluid and classy look. Mesh filters efficiently filter the air while bright halogen light bulbs provide all the illumination you'll need. Another innovative design unique to Cyclone.

Green Features



3 Speed Push Button
Control Panel (22" Only)



3 Speed Slide
Control Panel (28"/34" Only)



Halogen Light Bulbs



Grease Cup
(28"/34" Only)



Model	Colour	Ducting	Filters	Size	CFM	Fits Cabinet
BX21222	Stainless Steel	6"	Mesh	22"	300	24"
BX21228	Stainless Steel	6"	Mesh	28"	300	30"
BX21234	Stainless Steel	6"	Mesh	34"	300	36"

Cyclone Range Hoods Inc.

1361 Huntingwood Drive, Unit 16. Toronto, ON. M1S 3J1. Canada.

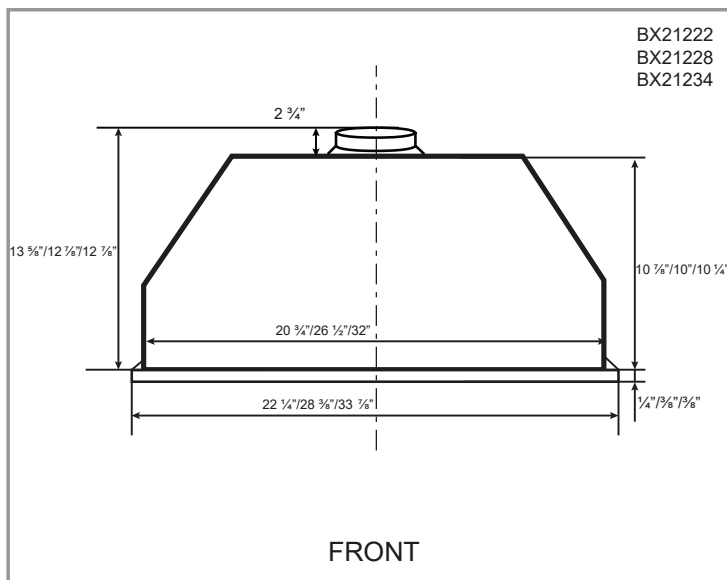
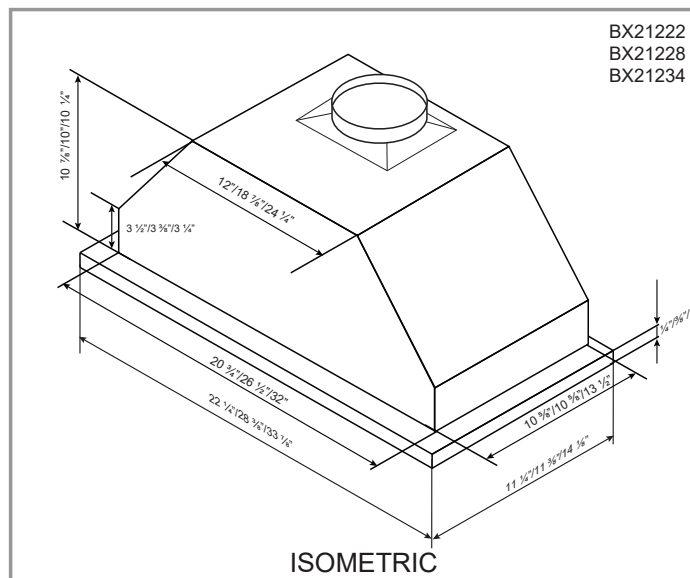
Toll Free: 1-888-293-5662 Tel: (416) 293-0933 Fax: (416) 293-4793 Website: www.CycloneRangeHoods.com

BX212 | CLASSIC Collection

Cyclone[®]
Breathe Better

Features

- Insert range hood
- 6" round duct adapter
- Non-stick aluminum fan blades
- 3 speed push button control for 22"
- 3 speed slide control for 28" and 34"
- Quick release aluminum mesh filters
- 2 halogen light bulbs (2 x 25W E26)
- Plug-in connection



Options

- Widths: 22", 28", 34"

Specifications

- | | | |
|--|--|--|
| <ul style="list-style-type: none"> ▪ Air Flow Volume: 300 CFM ▪ Electrical Connection: 120 V/60 Hz ▪ Power Consumption: 300 Watts | <ul style="list-style-type: none"> ▪ Current: 2.5 Amps ▪ Fan Speed: 1350 RPM ▪ Fan Type: Centrifugal Blower | <ul style="list-style-type: none"> ▪ Finishes: Stainless Steel ▪ Ducting: 6" Round ▪ Noise Level: Min. 2 Sones
Max. 4 Sones |
|--|--|--|



Toronto • Vancouver • Boston

www.CycloneRangeHoods.com



6.4 cu. ft. Smart Combination Wall Oven

WOC54EC0H



Stainless Steel
WOC54EC0HS

Also available in:



White

WOC54EC0HW



Black

WOC54EC0HB

Capacity

Oven 6.4 cu. ft.

General Features & Properties

Frozen Bake™ technology

Multi-Step Cooking

Steam Clean option

Scan-to-Connect Technology

Remote Start

Keep Warm Setting

Party Mode

Enhanced Troubleshooting

Guided Service

Electrical Details

Amps 40

Volts 240

Certifications

Connected/Smart Appliance Yes

Star-K Certified/Kosher Yes

Technical Details

Fuel Type Electric

Oven Type Combination

Oven Cooking System Thermal

Number of Oven Racks 2

Cleaning Type Self-Cleaning w/Steam

Dimensions

Product Dimensions (H x W x D) 42-9/16" x 30" x 26-1/2"

Depth with Door Open 90° 46-3/4"

Cutout Dimensions (H x W x D) 41-5/16" x 28-1/2" x 24"

Reference Material

[Install Guide](#)

[Use & Care Guide](#)

[Warranty](#)

Key Features & Benefits

Smart Appliance

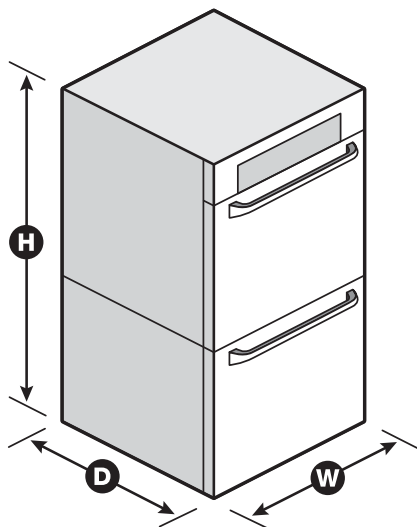
Care smarter with connected features that let you send cooking instructions to the oven from your smartphone, control your kitchen with voice commands using a compatible voice-enabled device* or skip preheating.

Touchscreen

Get instant access to the settings you use most with a touchscreen that learns, adapts and suggests customized presets based on your family's routines.

Voice Control with a Compatible Voice-Enabled Device**

Control your kitchen no matter what you've got on your hands with simple voice commands using the Google Assistant or an Alexa-enabled device.



*Appliance must be set to remote enable. WiFi & App Required. Features subject to change. Details and privacy info at whirlpool.com/connect. **U.S. Only. NOTE: Dimensions are for planning purposes only. For complete details, see Installation Instructions packed with product. Specifications subject to change without notice.

®/™ © 2020. All rights reserved. Printed in the U.S.A. D200104XXE. WOC54EC0HSpecSheetV01.



Whirlpool Model: WCE77US6HB

36-inch Electric Ceramic Glass Cooktop with Two Dual Radiant Elements

Color  Black

Product Description

Cook all your family's favorites at once and clean up quick with a 5-burner cooktop designed to make the most of your mealtime routine. Two FlexHeat™ dual radiant elements give you more flexibility and the Warm Zone element keeps food warm while you're finishing the rest of the meal. Then, easily wipe messes off the ceramic glass surface.

Specifications

Certifications

Prop 65	 CALIFORNIA RESIDENTS ONLY - WARNING: Cancer and Reproductive Harm - www.P65Warnings.ca.gov
---------	---

Appearance

Digital Display	No
-----------------	----

Dimensions

Maximum Height	5-1/4
Height	5-1/4
Width	36-5/16
Depth	21-3/4
Cutout Depth Max	20-9/16

Controls

Location of Controls	Front
Infinite Heat Controls	Yes

Dimensions

Gross Weight	50.000
--------------	--------

Refinements

Features	ADA Compliant
----------	---------------

Cooktop Details

Left Rear Element-Burner	Standard
Center Rear Element-Burner	100W
Left Front Element-Burner	Standard
Cooktop Element Style	Radiant
Right Rear Element-Burner	Dual
Left Rear Element-Burner	3000/1900W
Cooktop Surface Material	Glass
Left Front Element-Burner	1200W
Center Rear Element-Burner	6"
Heating Element On	Yes
Automatic Pan Detection	No
Number of Cooking Element-	5
Power Outage Compatible	No
Downdraft Vent	No
Hot Surface Indicator Light	Yes
Right Front Element-Burner	1200W

Configuration and Overview

Size	36
Cooktop Type	Standard
Fuel Type	Electric
LP Convertible	No
Installs Over Built-In Oven	Yes
Power Boost	No
ADA Compliant	ADA Height and Operation

Key Features

FlexHeat™ Dual Radiant Element
Easy-Wipe Ceramic Glass Cooktop
Warm Zone Element
5 Element Cooktop
Dishwasher-Safe Knobs
Hot Surface Indicator Light
Wall Oven Compatible
6" Extra Element
ADA compliant
#1 Selling Appliance Brand in the U.S.A.

Electrical Requirements	
Hz	60
Power Cord Included	No

UPC Listing	
Model : WCE77US6HB	UPC : 883049472904
Model : WCE77US6HS	UPC : 883049472966