

30" 7.0 cu. Ft. Smart Microwave Combination Wall Oven with Flex Duo™

FeaturesSpecReviewSupportCompare

SupportFor Business



0% FINANCING

30" 7.0 cu. Ft. Smart Microwave Combination Wall Oven with Flex Duo™

NQ70M7770DG/AA
★★★★☆ 3.9 (85)
[Write a review](#)

- Buy more, save more on Built-in appliances. Buy 2, save 10%, buy 3 or more and save 15%. [Learn More](#)
- Flexible choice of cooking
- Crispy outside, Juicy inside
- Easily check your food

Choose your Colour

Colour : Black Stainless Steel



Images (21)



30" 7.0 cu. Ft. Smart Microwave Combination Wall Oven with Flex Duo™
Black Stainless Steel

Feedback

WHERE TO BUY

Flexible choice of cooking

Combi Double Oven

A Combi Double Oven offers a flexible choice of cooking methods to perfectly match your needs. The upper cavity works as a microwave oven, with Power Convection technology, while the lower cavity is a normal oven.

Need help? Talk to Samsung Canada



30" 7.0 cu. Ft. Smart Microwave Combination Wall Oven
with Flex Duo™

FeaturesSpecReviewSupportCompare



Branded In-
home Repair
Service

More choice and flexibility
service repair options.

Samsung Certified Technicians will set up a service time around your available schedule. Our skilled, experienced, and trained technicians will examine and repair your appliance in the comfort and safety of your home. Samsung's Branded Technicians will arrive at your home with the appropriate PPE equipment, respectfully disinfecting your appliance before and after repairs and ultimately providing you with excellent customer service.

[Learn more](#)

To schedule a Branded In-home Repair, contact us via Chat, text WE CARE (932 273), or call 1-800-SAMSUNG, to schedule an appointment.

*Samsung Branded In-home service is currently available in Montreal, Toronto, Cambridge, London, Windsor, and Vancouver with plans to expand into Edmonton, Calgary, Ottawa, and Winnipeg later in 2022.

Feedback

Specifications

Oven Capacity

Upper 1.9 cu.ft / Lower 5.1
cu.ft

Heater Element

Broil 1650 W

Capacity

Oven Capacity
Upper 1.9 cu.ft / Lower 5.1 cu.ft

Features

Heater Element
Broil 1650 W

Auto Programs
29

Type of Controls
7" LCD + Knobs

Child Safety Lock
Yes

Need help? Talk to
Samsung Canada



30" 7.0 cu. Ft. Smart Microwave Combination Wall Oven
with Flex Duo™

FeaturesSpecReviewSupportCompare

Interior Lamp
LED

Type (Ceramic)
Yes

Materials/Finishes

Cavity Material
Ceramic

Oven Type
Convection

Display Type
LCD

Control Method
7" LCD + Knobs

Oven Door Glass
4

Door Type
Drop Down

Power/Ratings

MWO Watts
950 W

Type

Installation Type
Built-in

Feedback

Weights/Dimensions

Net Size (W x H x D) (inch/mm)
756 x 1099 x 685 mm

Gross (WxHxD)
854 x 1224 x 757 mm

Cutout (WxHxD)
724 x 1065 x 587 mm

Loading Quantity (20/40ft)
19 / 42

Net Weight (lbs/kg)
119

Weight (Shipping)
132.5

Hide All Specs ^

★★★★☆ 3.9 (85) Write a review

★★★★☆ 3.9 | 85 Reviews

47 out of 67 (70%) reviewers recommend this product

Search topics and reviews



Need help? Talk to
Samsung Canada



NK36K7000WS

36" Range Hood

Features

- Wi-Fi Monitoring
- ADA Compliant
- 3 Fan Speeds including Booster
- Wall-Mounted Chimney Style
- Digital Touch Control
- Exterior Venting
- 74 dBA Noise Level

Convenience

- LED Lighting



Baffle Filter

Wi-Fi Monitoring

Available Colors



Stainless Steel (shown)



Black Stainless Steel

Signature Features

BLUETOOTH CONNECTED HOOD

- Automatically sync the fans and the lights with the cooktop through Bluetooth.¹

¹Only on select Samsung cooktops.

BAFFLE FILTER

- Dishwasher-safe metal filters help keep the air clean by drawing grease and odor through the hood.

POWERFUL 600 CFM VENTILATION

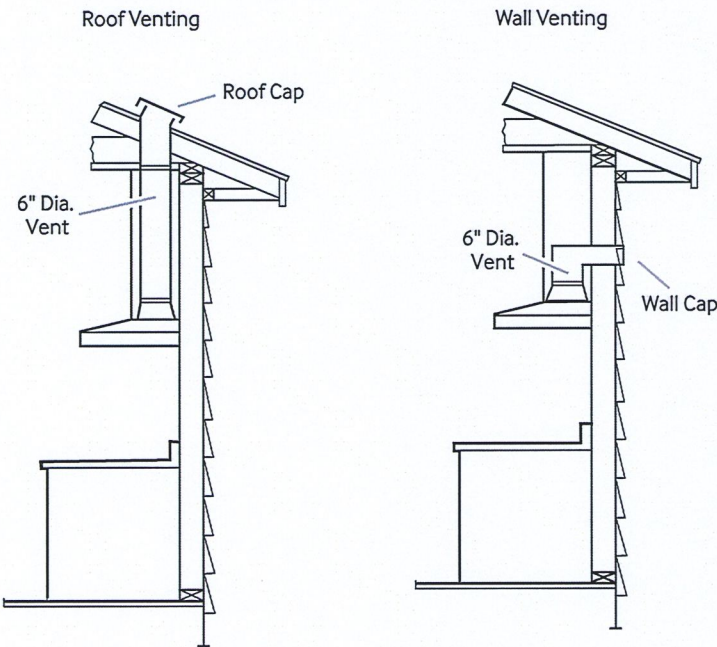
- Circulates air to remove odors quickly.

SAMSUNG

NK36K7000WS

36" Range Hood

Venting Methods



Total Power
220W

Power Source
120V / 60 Hz / 15A

- Range Hood
- 36" Stainless Steel Chimney Hood
 - Vent Fan: 600 CFM
 - Front-Centered, Touch Control
 - 4 Fan Speeds: 3 Step, 1 Booster
 - 74 dBA Noise Level
 - Hood Connectivity Control
 - Bluetooth On/Off Control
 - Mobile Monitoring: Fan Speed, Lighting On/Off, Power Control
 - Removable Baffle Filter
 - LED Lighting

Warranty
One (1) Year All Parts and Labor

Product Dimensions & Weight (WxHxD)
Outside (Max) Hood Dimensions:
36" x 25²⁵/₆₄" x 19¹¹/₁₆"

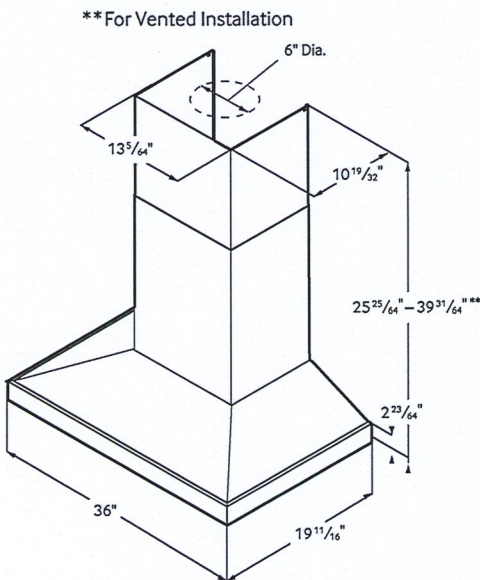
Weight: 48.5 lbs.

Shipping Dimensions & Weight (WxHxD)
Dimensions:
40³/₁₆" x 26¹/₂" x 18¹/₁₆"

Weight: 60.4 lbs.

Color	Model #	UPC Code
Stainless Steel	NK36K7000WS	887276182988
Black Stainless Steel	NK36K7000WG	887276182971

Dimensions and Clearance




SAMSUNG

Actual color may vary. Design, specifications, and color availability are subject to change without notice.
Non-metric weights and measurements are approximate.
©2017 Samsung Electronics America, Inc. 85 Challenger Road, Ridgefield Park, NJ 07660. Tel: 800-SAMSUNG. samsung.com.
Samsung is a registered trademark of Samsung Electronics Co., Ltd.

DW80R9950

SAMSUNG

Samsung Linear Wash 39 dBA Dishwasher



Signature Features

Linear Wash System

- AquaBlast™ jets provide corner to corner coverage for superior cleaning.

Whisper Quiet Cleaning


- Less noise and less disturbance with virtually silent wash cycles at 39 dBA.

AutoRelease™ Door


- At the end of a cycle, the door automatically opens to circulate air and improve drying performance.

Available Colors

-  Fingerprint Resistant Stainless Steel (shown)
-  Fingerprint Resistant Black Stainless Steel
-  Fingerprint Resistant Tuscan Stainless Steel



Linear Wash System



AutoRelease™ Door

Features

- Flexible 3rd Rack
- Fingerprint Resistant Stainless Finish
- Zone Booster™
- Touch Control
- Quiet Operation: 39 dBA
- Wi-Fi Connectivity
- 7 Wash Cycles
- 8 Options
- Half-Load Cycle
- Express Cycle: 60 Minutes
- One-Touch Adjustable Racking System
- Full Stainless Steel Interior
- 15 Place Settings
- 3 Spray Wash Arms (Upper, Middle, Lower)

Convenience


- LED Time Display
- Control Lock
- Delay Start
- Digital Leak Sensor

Rating

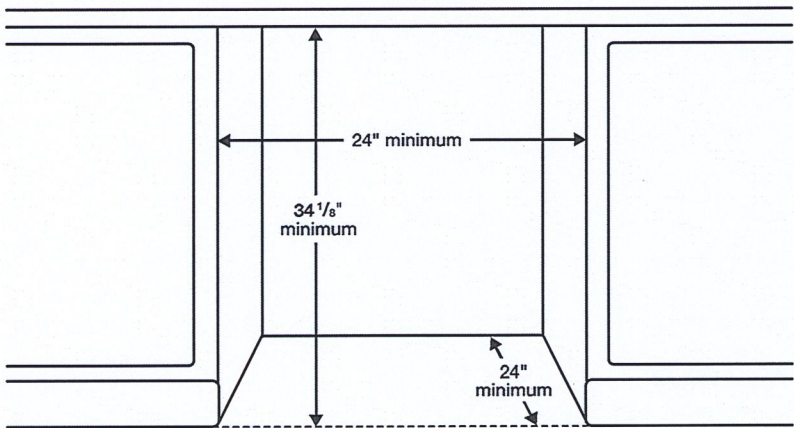
ENERGY STAR®-rated:
239 kWh/yr

DW80R9950

Samsung Linear Wash 39 dBA Dishwasher



Installation Specifications



- Features**
- 7 Wash Cycles: Auto, Normal, Heavy, Delicate, Express 60, Rinse Only, Self Clean
 - 8 Options: Half-Load Wash (Lower Rack), Zone Booster™ (Left), Speed Booster, Hi-Temp Wash, Sanitize (Anti-bacterial – NSF), Delay Start, Control Lock, Smart Control (Wi-Fi App)
 - AutoRelease™ Door
 - Hidden Heat Element
 - Stainless Steel Interior Tub
- Convenience**
- Control Lock
 - Digital Water Leakage Sensor
 - Flexible Third Rack
 - One-Touch Adjustable Racking System
 - Silverware Basket
 - Upper Rack: Foldable Cup Shelves, 2 Adjustable Tines
 - Lower Rack: Fold-Down Tines

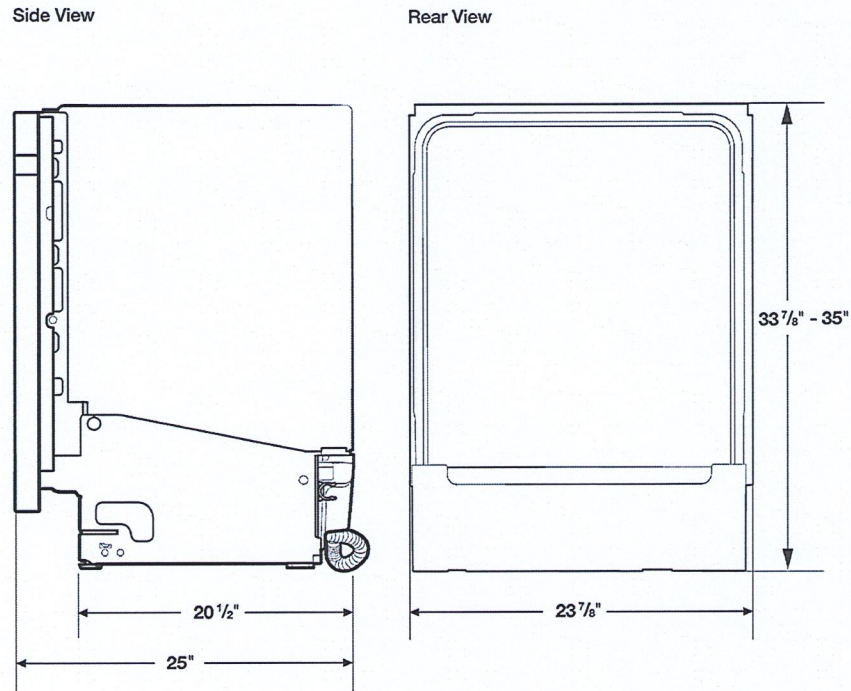
Warranty
One (1) Year All Parts and Labor
Five (5) Year Limited on Printed Circuit Board and Interior Nylon Racks

Product Dimensions & Weight (WxHxD)
Dimensions (height is adjustable):
23⁷/₈" x 33⁷/₈" – 35" x 25"
Weight: 95 lbs

Shipping Dimensions & Weight (WxHxD)
Dimensions:
26" x 34³/₄" x 29³/₄"
Weight: 101 lbs

Color	Model #	UPC Code
Fingerprint Resistant Stainless Steel	DW80R9950US	887276296647
Fingerprint Resistant Black Stainless Steel	DW80R9950UG	887276296623
Fingerprint Resistant Tuscan Stainless Steel	DW80R9950UT	887276320137

Dimensions



Actual color may vary. Design, specifications, and color availability are subject to change without notice. Non-metric weights and measurements are approximate.
©2019 Samsung Electronics America, Inc., 85 Challenger Road, Ridgefield Park, NJ 07660. Tel: 800-SAMSUNG. samsung.com. Samsung is a registered trademark of Samsung Electronics Co., Ltd.

NA36N7755TS

36" Gas Cooktop

SAMSUNG



Signature Features

22K True Dual-Power Burner

- Two independent heating burners offer intense heat and precise control to quickly boil water or temper chocolate.

Analog Controls with Digital Wi-Fi and Bluetooth® Technology

- The ultimate combination of analog comfort and digital technology delivers exceptional cooking performance.

Cast Iron Griddle

- Cook breakfast, grill sandwiches, or sauté vegetables on the removable griddle.

Available Colors




Stainless Steel (shown)



Fingerprint Resistant
Black Stainless Steel



22K True Dual-Power Burner



Cast Iron Griddle

Features

- Bluetooth® Connected to Hood
- Blue LED Lights
- Wi-Fi Connectivity
- Powerful Cooktop
 - Right Front: 13K BTU
 - Left Front: 9.5K BTU
 - Right Rear: 5K BTU
 - Left Rear: 9.5K BTU
 - Center: True Dual, 22K BTU (Brass)

- Cast Iron 3-Piece Grates
- Sealed Burners
- Burner On/Off Monitoring
- ADA Compliant

Convenience

- Wok Grate
- LP Conversion Kit



ADA Compliant

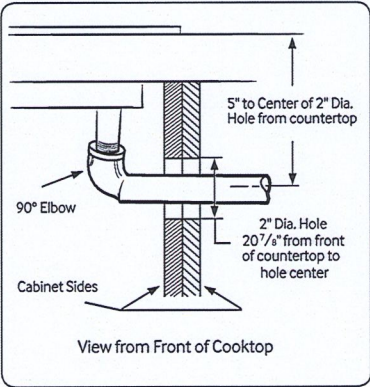
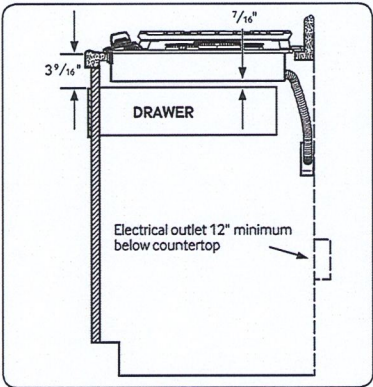
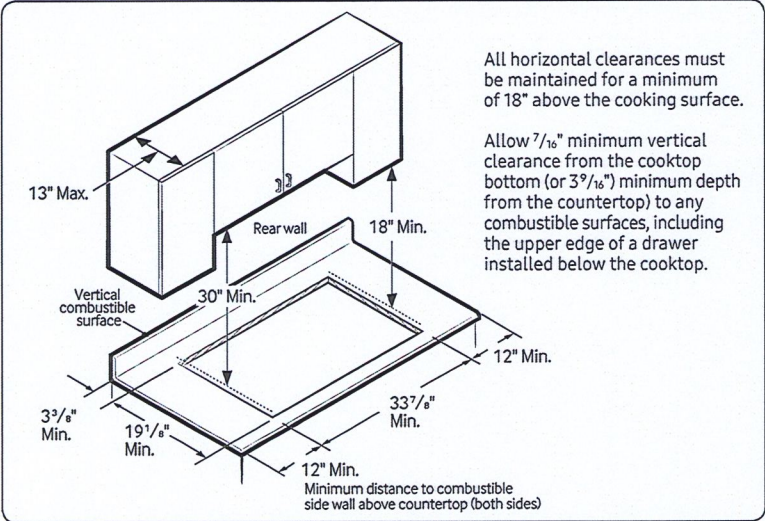
NA36N7755TS

36" Gas Cooktop

SAMSUNG

Installation Requirements

Countertop cut-out and minimum clearance dimensions:



Total Power (BTU)

59K

Power Source

120V / 60 Hz / 1A

Gas Cooktop (BTU)

- Right Front: 13K
- Left Front: 9.5K
- Right Rear: 5K Simmer
- Left Rear: 9.5K
- Center: 22K (True Dual)

Warranty

One (1) Year All Parts and Labor

Product Dimensions & Weight (WxHxD)

Outside (Max) Cooktop Dimensions:

36" x 5 41/72" x 22 1/3"

Cooktop Cut-Out Dimensions:

33 7/8" x 3 1/8" x 19 1/8"

Weight: 87.7 lbs. (88.4 lbs. Fingerprint Resistant Black Stainless Steel)

Shipping Dimensions & Weight (WxHxD)

Dimensions: 40 9/16" x 10 5/8" x 25 5/8"

Weight: 95.9 lbs. (97.2 lbs. Fingerprint Resistant Black Stainless Steel)

Color

Stainless Steel

Model

NA36N7755TS

UPC Code

887276281766

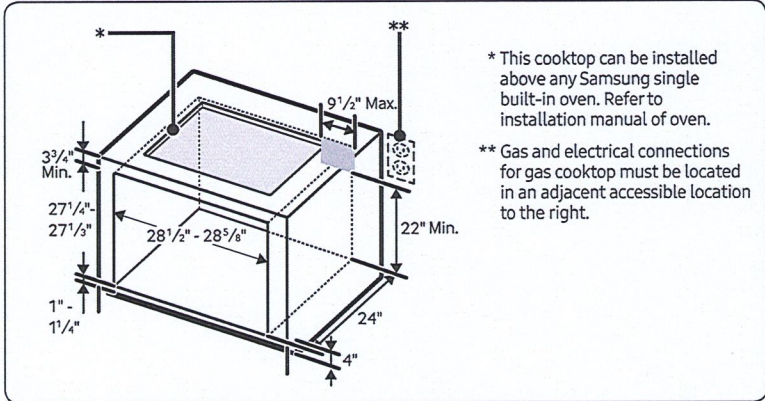
Fingerprint Resistant

Black Stainless Steel

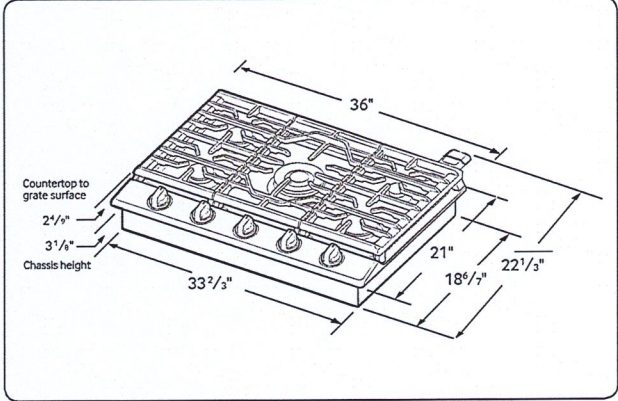
NA36N7755TG

887276281759

Installing Over a Single Oven



Cooktop Dimensions



RF27T5201SR

SAMSUNG

27 cu. ft. Large Capacity 3-Door French Door Refrigerator with External Water & Ice Dispenser



Signature Features

Large Capacity
A completely redesigned interior with 27 cu. ft. capacity that fits 10% more groceries.*

*When compared to Samsung 3-Door model RF263BEAE with 24.6 cu. ft capacity

Modern Design
Clean lines and modern form blend beautifully into your kitchen.

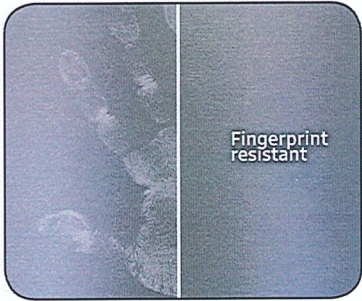
Fingerprint Resistant Finish
A finish that withstands everyday smudges, so you spend less time cleaning.

Available Colors

- Fingerprint Resistant Stainless Steel (shown)
- Fingerprint Resistant Black Stainless Steel
- White



Large Capacity



Fingerprint Resistant Finish

Design

- Large Capacity of 27 cu. ft.
- Fingerprint Resistant Finish
- Minimal Display Dispenser: external filtered water and ice
- High Efficiency LED Lighting
- EZ-Open Handle™


Convenience

- Full-width internal refrigerator drawer
- Adjustable Spill Proof Shelves
- Door Alarm
- Water Filter Indicator

Performance

- All-Around Cooling
- Ice Max Ice Maker - Stores up to 4.2 lbs of ice
- Sabbath Mode

Rating

 ENERGY STAR® rated: 705 kWh/yr

 ADA Compliant

RF27T5201SR

SAMSUNG

27 cu. ft. Large Capacity 3-Door French Door Refrigerator

with External Water & Ice Dispenser

Installation Specifications

1. Measure the height, width and depth of the opening, making sure to include baseboards, molding tile, countertop overhang, etc. Check to be sure there is enough room to open the door (consider walls, islands or other obstacles when measuring).

2. Refer to illustration below to determine dimensions.

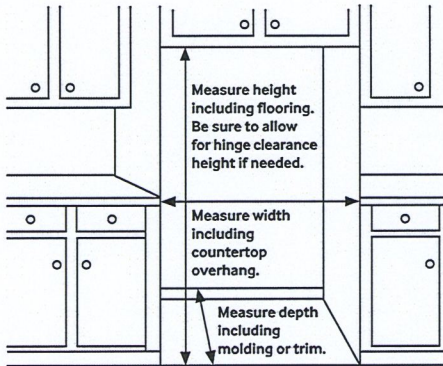
3. Allow 2.5" of clearance on hinge side of refrigerator when installing next to a wall where handle may make contact.

4. Allow 1" minimum clearance at rear for proper air circulation and water/electrical connections. Allow a 3/8" minimum clearance at sides and top for ease of installation.

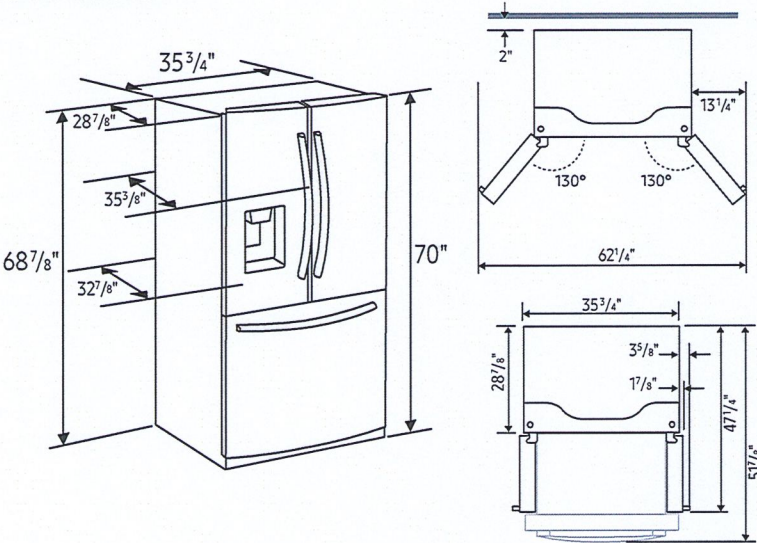
5. Ensure each door and entryway in the home is wide enough for the refrigerator to be moved through easily.

For optimal usage and to be able to open refrigerator doors completely, do not install next to a wall.

Please note: The following dimension and cutout information is for planning purposes only. For complete installation details, consult manual packed with product, or download manual online at [samsung.com](#).



Dimensions



Total Capacity: 27.0 cu. ft.

- Refrigerator: 18.4 cu. ft.
- External Filtered Water and Ice Dispenser

- Crushed or Cubed Ice

• Full Width Drawer

• 4 Tempered Glass Spill-Proof Shelves

• 2 Humidity-Controlled Crispers

• 6 Door Bins

- Right Door: 3 Gallon Bins

- Left Door: 3 Regular Bins

• Adjustable Shelves for Tall Oversized Items

• High Efficiency LED Lighting

- Freezer: 8.6 cu. ft.
- EZ-Open Handle™

• 1 Large Opaque Bin with 1 Divider

• Auto Pull-Out Upper Drawer

• High Efficiency LED Lighting

Accessories
Water Filter: HAF-QIN

Warranty
One (1) Year Parts and Labor on Refrigerator
Five (5) Years Parts and Labor on Sealed Refrigeration System Only*
Ten (10) Years Parts and Five (5) Years Labor on Digital Inverter Compressor
*Compressor, evaporator, condenser, drier and connecting tubing.

Product Dimensions & Weight
Dimensions (WxHxD with hinges, handles and doors): 35 3/4" x 70" x 35 3/8"
Dimensions (WxHxD without hinges and door): 35 3/4" x 68 7/8" x 28 7/8"
Dimensions (WxHxD with hinge and door, no handle): 35 3/4" x 70" x 32 7/8"
Weight: 295 lbs

Shipping Dimensions & Weight (WxHxD)
Dimensions: 37 3/4" x 75 5/16" x 35 15/16"
Weight: 305 lbs

Color	Model #	UPC Code
Fingerprint Resistant Stainless Steel	RF27T5201SR	887276408729
Fingerprint Resistant Black Stainless Steel	RF27T5201SG	887276408712
White	RF27T5201WW	887276408736