

30" Speed Combination Oven

Benchmark® Series – Stainless Steel HBLP752UC



HBLP752UC
Stainless Steel

The Bosch speed combination oven allows for faster cooking results and features a QuietClose® door.

Features & Benefits

Cooks Faster than a traditional oven and can be used as a microwave.

Dampened hinges softly and quietly guide the QuietClose® door shut.

The color TFT control panel with SteelTouch® buttons is easy to use.

A full-extension telescopic rack offers safe access to the oven cavity.

The wall oven is designed to be installed flush with cabinetry.

General Properties	
Cooking modes – upper cavity	Speed oven; TFT display, 12 Auto Programs (including Auto Defrost, Melt Butter, Soften Ice Cream, Pizza), 9 Sensor Cook Programs, 9 SpeedChef® Programs, Hi & Lo Broil, European Convection, Keep Warm, Frozen Foods
Cooking modes – lower cavity	Bake, Variable Broil (hi & low), Roast, Warm, Sabbath, Proof Dough, Convection Bake, Convection Broil, Convection Roast, Pizza, Multi Rack Genuine European Convection, Convection Conversion, AutoProbe, Fast Preheat, EcoChef, Speed Convection (Frozen Foods)
Cleaning type – lower	Self Clean
Telescopic rack	1
Illumination type	LED (Upper) / Halogen (Lower)
Interior lights	1 Upper / 2 Lower
Oven Performance	
Microwave power – upper cavity	1000 W
Bake / broil element wattages – upper cavity	600 / 1,750 W
Convection element wattages – upper cavity	1,700 W
Bake / broil element wattages – lower cavity	2,400 / 3,800 W
Convection element wattages – lower cavity	1700 W / 2000 W
Technical Details	
Watts (W)	9,600 W
Circuit breaker (A)	40 A
Volts (V); Frequency (Hz)	240 / 208 V; 60 Hz
Power cord length (in)	50"
Plug type	Fixed Connection, No Plug
Energy source	Electric

Dimensions & Weight	
Overall appliance dimensions (HxWxD)(in)	49" x 29 3/4" x 24 1/2"
Required cutout size – Standard (HxWxD) (in)	48 5/8" x 28 1/2" x 23 1/2"
Required cutout size – Flush (HxWxD) (in)	49 1/8" x 30" x 24 1/2"
Oven cavity size – upper	1.6 cu. ft.
Overall upper oven interior dimensions (HxWxD) (in.)	9 7/8" x 16 1/2" x 16 1/2"
Turntable – Metal Max. Cookware – upper	12 3/4" dia.
Turntable – Ceramic Max. Cookware – upper	12 1/2" dia.
Rack – Rectangular Cookware Max. – upper	15" x 12"
Oven cavity size – lower	4.6 cu. ft.
Overall lower oven interior dimensions (HxWxD) (in)	17 13/16" x 24 1/8" x 18"
Usable lower oven interior dimensions (HxWxD) (in)	12 5/16" x 23 1/4" x 15 1/4"
Net weight (lbs)	259 lbs

Accessories—Included

Upper Oven: Metal Turntable, Square rack, Ceramic Cooking Tray
Lower Oven: 1 Telescopic and 2 Standard Oven Racks, Temperature Probe, Broiler Pan

Accessories—Optional



HEZTR301
30" Telescopic Rack



Accessories: To purchase Bosch accessories, cleaners & parts please visit www.bosch-home.com/us/store or call 1-800-944-2904 (Mon to Fri 5 am to 6 pm PST, Sat 5 am to 3 pm PST).
Notes: All height, width and depth dimensions are shown in inches. BSH reserves the absolute and unrestricted right to change product materials and specifications, at any time, without notice. Consult the product's installation instructions for final dimensional data and other details prior to making cutout.
Warranties: Please see Use & Care manual or Bosch website for statement of limited warranty.
For more information on our entire line of products, go to www.bosch-home.com/us or call 1-800-944-2904
© BSH Home Appliances Corporation. All rights reserved. Bosch is a registered trademark of Robert Bosch GmbH.

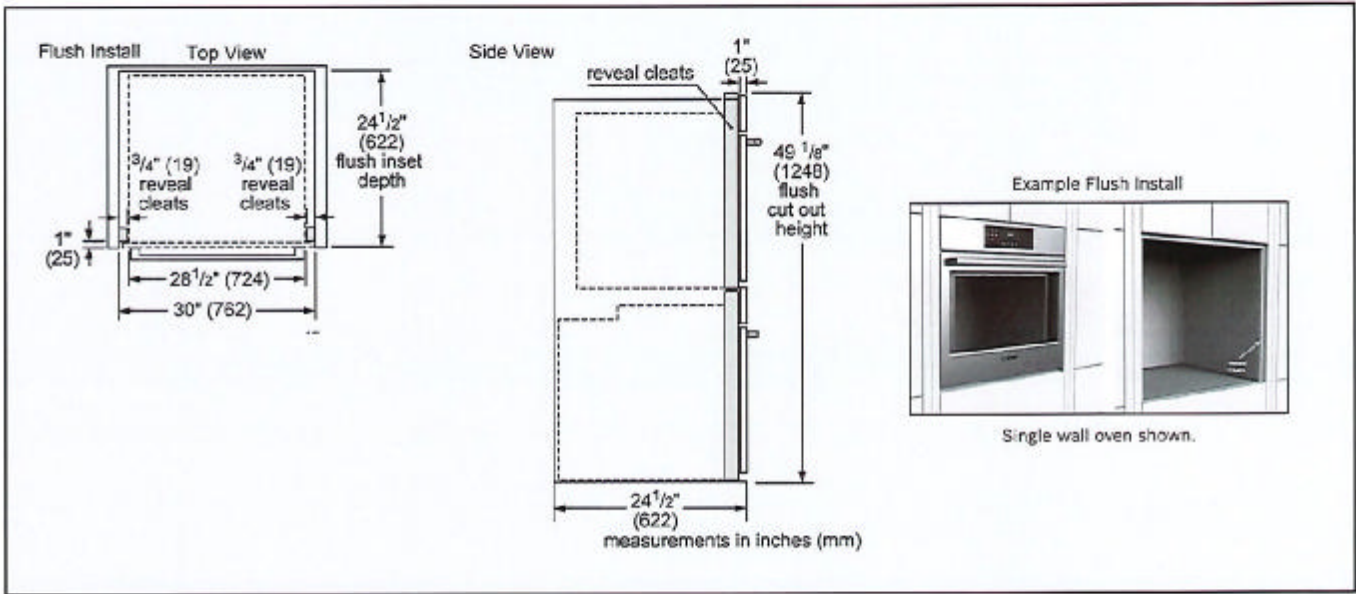
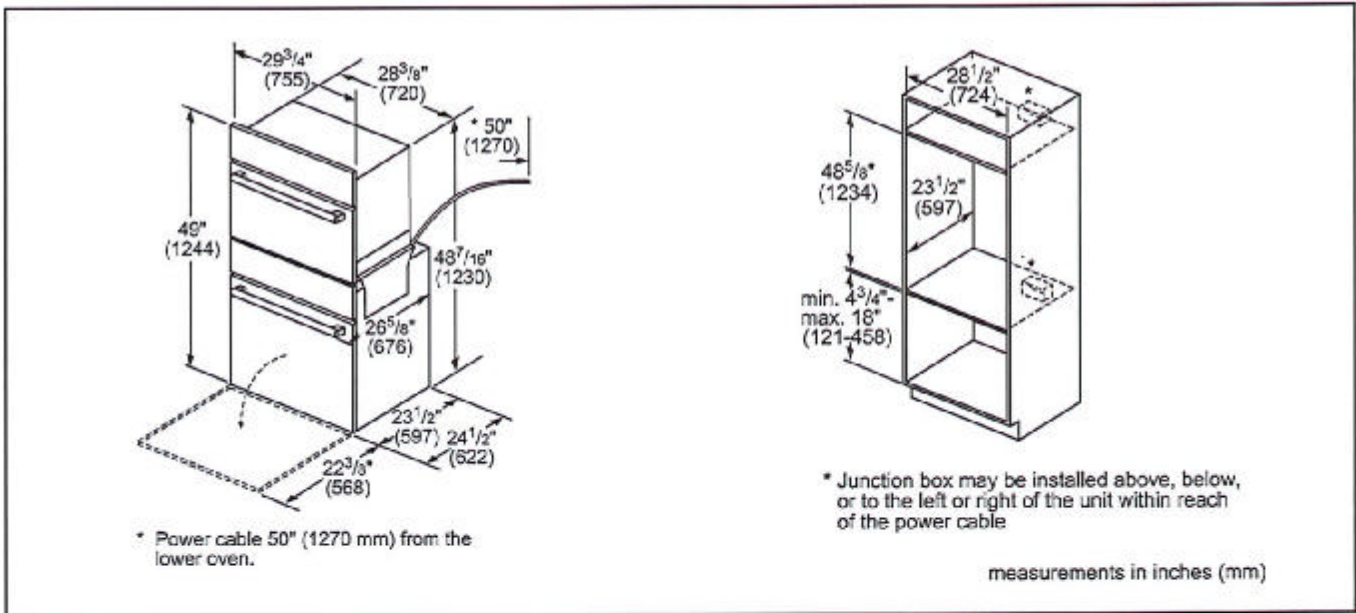


30" Speed Combination Oven

Benchmark® Series – Stainless Steel HBLP752UC



Installation Details



Accessories: To purchase Bosch accessories, cleaners & parts please visit www.bosch-home.com/us/store or call 1-800-944-2904 (Mon to Fri 5 am to 6 pm PST, Sat 9 am to 3 pm PST).

Notes: All height, width and depth dimensions are shown in inches. BSH reserves the absolute and unrestricted right to change product materials and specifications, at any time, without notice. Consult the product's installation instructions for final dimensional data and other details prior to making cutout.

Warranties: Please see Use & Care manual or Bosch website for statement of limited warranty.

For more information on our entire line of products, go to www.bosch-home.com/us or call 1-800-944-2904

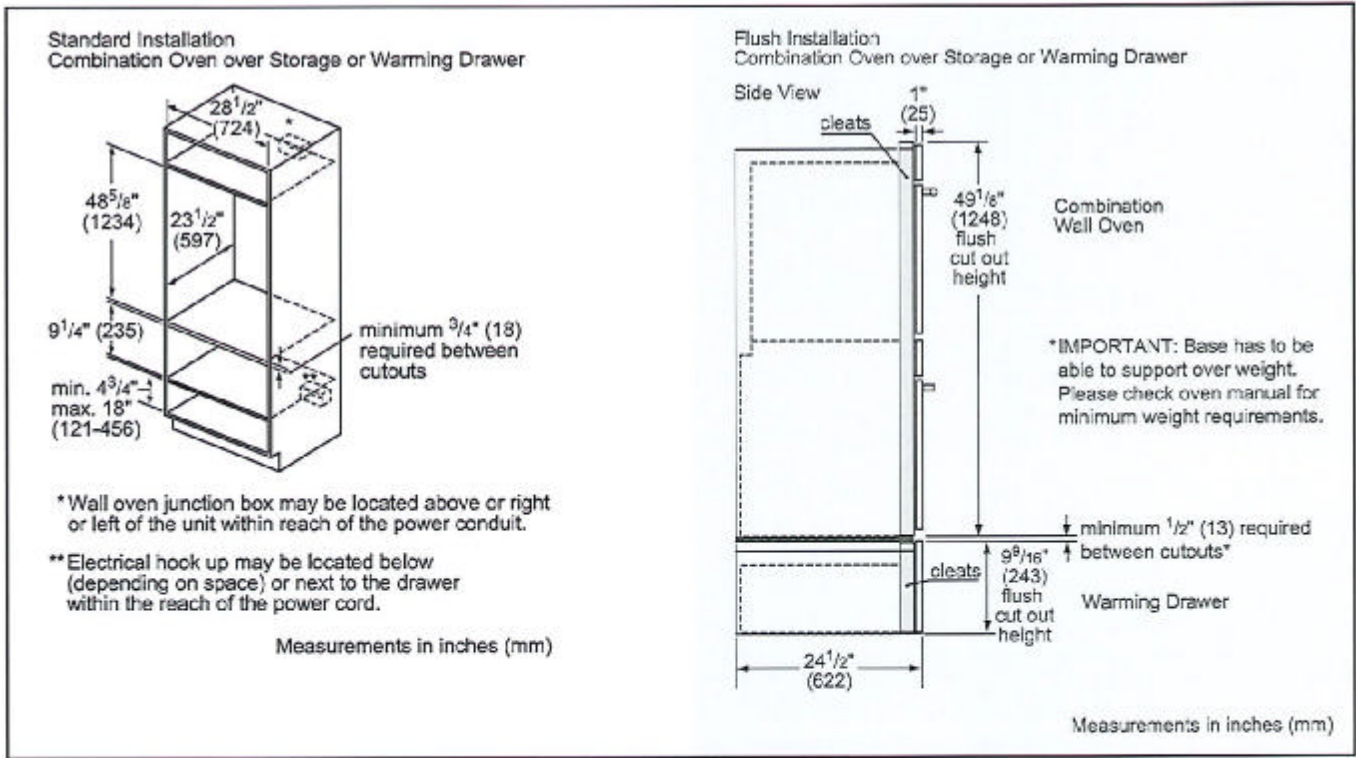
© BSH Home Appliances Corporation. All rights reserved. Bosch is a registered trademark of Robert Bosch GmbH.

30" Speed Combination Oven

Benchmark® Series – Stainless Steel HBLP752UC



Installation Details



Accessories: To purchase Bosch accessories, cleaners & parts please visit www.bosch-home.com/us/store or call 1-800-944-2904 (Mon to Fri 5 am to 6 pm PST, Sat 5 am to 3 pm PST).

Notes: All height, width and depth dimensions are shown in inches. BSH reserves the absolute and unrestricted right to change product materials and specifications, at any time, without notice. Consult the product's installation instructions for final dimensional data and other details prior to making cutout.

Warranties: Please see Use & Care manual or Bosch website for statement of limited warranty.

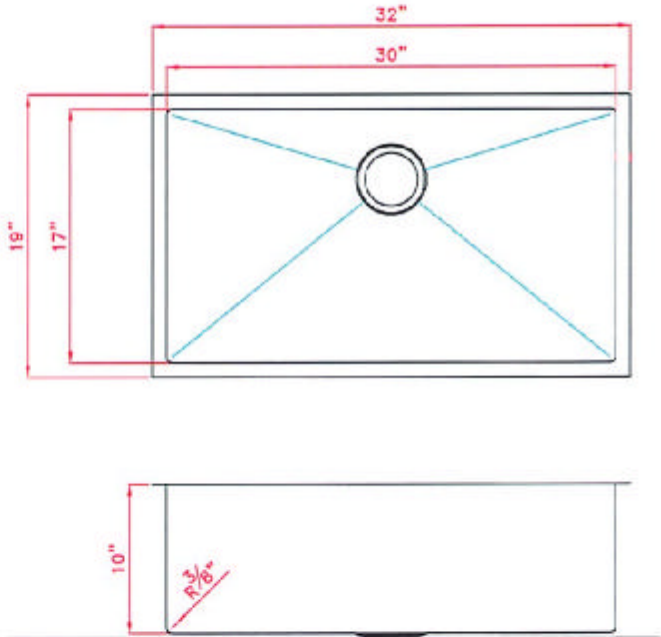
For more information on our entire line of products, go to www.bosch-home.com/us or call 1-800-944-2904

© BSH Home Appliances Corporation. All rights reserved. Bosch is a registered trademark of Robert Bosch GmbH.

06/20

Product Specification Sheet

B926 Undermount Sink with 15mil Radius Corners



Colour Finish
Stainless Steel

Model No.
B926

- Description
- Single Bowl Undermount Sink with 15mil radius corners
 - Outside dimensions: 32" x 19" x 10"
 - Minimum Cabinet Size: 33"
 - Stainless Steel Single Bowl Sink
 - 16 Gauge Type 304 Stainless Steel
 - Stone Guard undercoating over rubber pad
 - 3 1/2" drain opening
 - Supplied with installation clip, template and strainer
 - cUPC certified

- Available accessories
- BG926 - Stainless Steel Grid
 - Colander Strainer - Stainless Steel
 - Zero Radius Basket
 - Drying Rack



MAIN LOCATION
BRISTOL SINKS
56 Firestone Blvd
London, Ontario
N5W 6E6

WESTERN LOCATION
BRISTOL SINKS
964 72nd Avenue NE
Calgary, Alberta
T2E 8V9

CONTACT
Tel: 1 (800) 930-0214
Fax: 1 (866) 310-7580
Email: sales@bristolsinks.com



INSERTS



FISAB28B3SS — 280 cfm
FIMAR28B6SS — 600 cfm
Falmec® 28" Hood Insert



FIVAL28B5SS-1
Falmec® 500 cfm
28" & 34" Valentina Hood Insert




CRIS30SSH300
Faber® 300 cfm 30" Pullout Hood

WALL CHIMNEYS



WWV51UC0FS
Whirlpool® 400 cfm
30" & 36" Wall Canopy
Available in Stainless & Black Stainless



WWV53UC0FS
Whirlpool® 400 cfm
30" & 36" Wall Canopy
Available in Stainless & Black Stainless



WWV57UC0FS
Whirlpool® 400 cfm
30" & 36" Wall Canopy
Available in Stainless




Faber® 300 cfm & 600 cfm
30" & 36" Tender Chimney



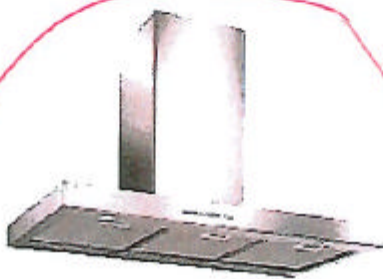
Faber® 300 cfm & 600 cfm
30" & 36" Synthesis Chimney



Faber® 300 cfm & 600 cfm
30" & 36" Glassy Chimney



Falmec® 280 cfm & 600 cfm
30" & 36" Vulcano Chimney



Falmec® 280 cfm & 600 cfm
30" & 36" Mercurio Chimney




Falmec® 600 cfm & 1000 cfm
Pro Pyramid Chimney
30" — 600 cfm
36" — 1000 cfm

36" Gas Cooktop

800 Series – Stainless Steel NGM8658UC



BOSCH
Invented for life



NGM8658UC
Stainless Steel

Also available in:

Black w/Black Stainless
Knobs

NGM8648UC

The 800 Series gas cooktop with FlameSelect® is a better way to cook with gas and delivers precision flame levels for consistent results.

Features & Benefits

FlameSelect® offers 9 distinct power levels and delivers precision flame height every time for consistent, repeatable results.

Dual-ring power burner has 2 rings for low and high flame settings so you can go from simmer to sear with ease.

Dishwasher safe heavy-duty enameled cast iron grates makes cleanup simple and convenient.

OptiSim® burner offers more flame control at the lowest settings for precise simmering and melting.

Control knob with red LED light line indicates if burner is on and the burner's residual heat.

General Properties

No. of burners	5
Knob color	Stainless Steel Appearance
Control location	Front-Center
Sealed burners	Yes
Valves	Five 9-Level Gas Valves
Ignition system	Electronic; Thermocouple Flame Monitor Control
Cooktop surface material	Stainless Steel
Grate material	Cast Iron
Grate features	Continuous Grates, Dishwasher Safe

Element Performance

Total BTU load (NG / LP)	42,700 / 41,400
Power of front left burner (NG / LP)	3,400 / 3,400
Power of back left burner (NG / LP)	6,000 / 6,000
Power of center burner (NG / LP)	17,000 / 15,700
Power of back right burner (NG / LP)	10,300 / 10,300
Power of front right burner (NG / LP)	6,000 / 6,000



FlameSelect

Technical Details

Circuit breaker	15 A
Volts	120 V
Frequency	60 Hz
Plug type	3-Prong
Power cord length	40"
Fuel type	Natural Gas (Factory Set)

Convertible to LP (kit required)	Yes
----------------------------------	-----

Dimensions & Weight

Overall appliance dimensions (HxWxD)	3 3/4" x 37" x 21 1/4"
Required cutout size (HxWxD)	2" x 34 15/16" x 19 1/8"
Minimum distance from counter front	1 7/8"
Minimum distance from rear wall	3"
Net weight	44 lbs

Accessories – Included

Included	LP Conversion Kit, OptiSim® Cap
----------	---------------------------------

Accessories – Optional



HEZ9GR58UC
Griddle



HEZ298102
Wok Ring

*To be fully ADA compliant, these units must be installed according to ADA guidelines. Please check current ADA requirements for guidance on installation.

Accessories: To purchase Bosch accessories, cleaners & parts please visit www.bosch-home.com/us/store or call 1-800-944-2904 (Mon to Fri 5 am to 6 pm PST, Sat 6 am to 3 pm PST).

Notes: All height, width and depth dimensions are shown in inches. BSH reserves the absolute and unrestricted right to change product materials and specifications, at any time, without notice. Consult the product's installation instructions for final dimensional data and other details prior to making cutout.

Warranties: Please see Use & Care manual or Bosch website for statement of limited warranty.

For more information on our entire line of products, go to www.bosch-home.com/us or call 1-800-944-2904

© BSH Home Appliances Corporation. All rights reserved. Bosch is a registered trademark of Robert Bosch GmbH.

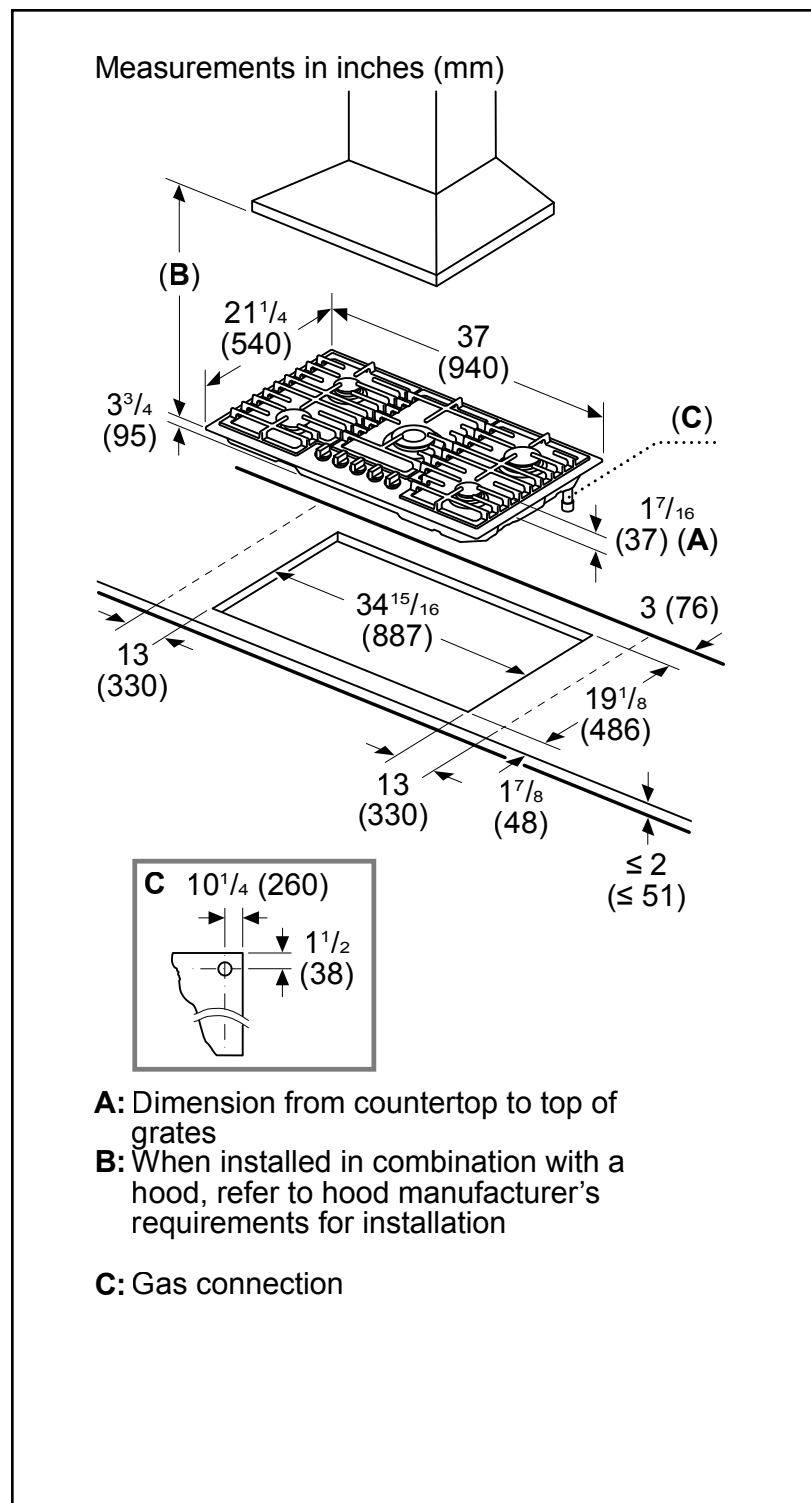
36" Gas Cooktop

800 Series – Stainless Steel NGM8658UC



BOSCH
Invented for life

Installation Details

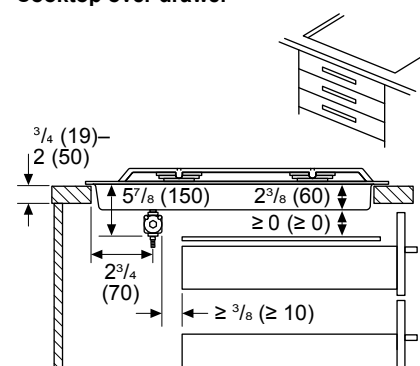


Installation with horizontal panel

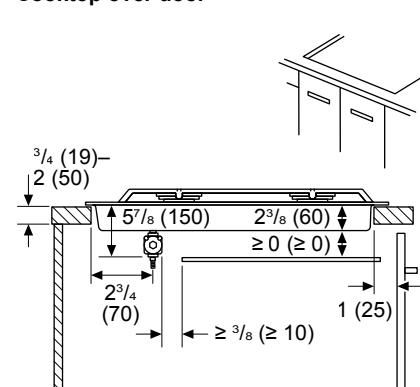
If there is no oven beneath the cooktop, install a horizontal panel. To allow access to the power supply connection and regulator, maintain a minimum clearance of $\frac{3}{8}$ " (10 mm) from the edges of the panel.

IMPORTANT: Complete the installation of the cooktop before installing the horizontal panel.

Measurements in inches (mm) Cooktop over drawer



Measurements in inches (mm) Cooktop over door



Accessories: To purchase Bosch accessories, cleaners & parts please visit www.bosch-home.com/us/store or call 1-800-944-2904 (Mon to Fri 5 am to 6 pm PST, Sat 6 am to 3 pm PST).

Notes: All height, width and depth dimensions are shown in inches. BSH reserves the absolute and unrestricted right to change product materials and specifications, at any time, without notice. Consult the product's installation instructions for final dimensional data and other details prior to making cutout.

Warranties: Please see Use & Care manual or Bosch website for statement of limited warranty.

For more information on our entire line of products, go to www.bosch-home.com/us or call 1-800-944-2904

© BSH Home Appliances Corporation. All rights reserved. Bosch is a registered trademark of Robert Bosch GmbH.

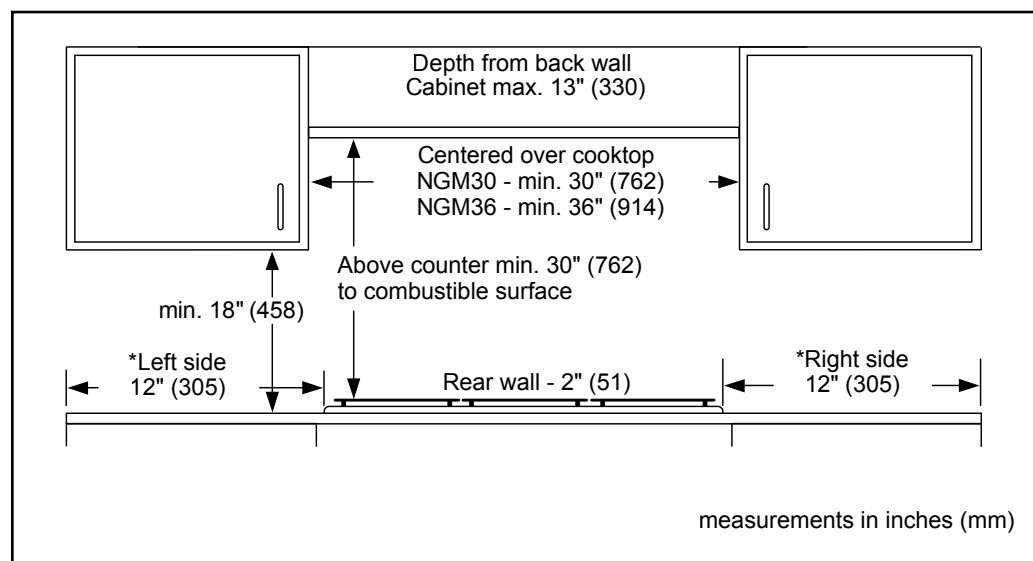
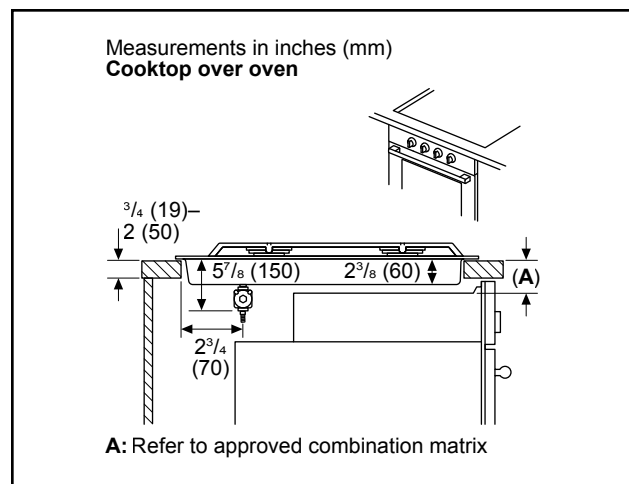
36" Gas Cooktop

800 Series – Stainless Steel NGM8658UC



BOSCH
Invented for life

Installation Details



Accessories: To purchase Bosch accessories, cleaners & parts please visit www.bosch-home.com/us/store or call 1-800-944-2904 (Mon to Fri 5 am to 6 pm PST, Sat 6 am to 3 pm PST).

Notes: All height, width and depth dimensions are shown in inches. BSH reserves the absolute and unrestricted right to change product materials and specifications, at any time, without notice. Consult the product's installation instructions for final dimensional data and other details prior to making cutout.

Warranties: Please see Use & Care manual or Bosch website for statement of limited warranty.

For more information on our entire line of products, go to www.bosch-home.com/us or call 1-800-944-2904

© BSH Home Appliances Corporation. All rights reserved. Bosch is a registered trademark of Robert Bosch GmbH.