


MONOGRAM 36" INDUCTION COOKTOP

ZHU36RSPSS



GOURMET GUIDED COOKING

Elevate your culinary skills. Use the Hestan Cue™ pan included with your new cooktop and this smart cooking system to create an array of chef-inspired recipes—perfectly

FIVE INDUCTION COOKING ELEMENTS

Enjoy a new level of rapid, precise heating with a cool-to-the-touch surface that's easy to clean

GLIDE TOUCH CONTROLS

Easy to use electronic controls allow you to precisely raise or lower heat in an instant with one easy swipe

11" 3700W INDUCTION ELEMENT

Rapidly boil water with our most powerful induction element

SYNCBURNERS

Control two 7" elements simultaneously to evenly heat large cookware or the included griddle

MELT SETTING

Gently melt delicate foods without burning or scorching

CONTROL LOCK CAPABILITY

Protects against unintended activation

CUSTOM SETTINGS

Personalize your cooktop settings to fit your cooking style

PAN PRESENCE & SIZE SENSORS


Cook efficiently with elements that heat to the size of your pan and shut off when no pan is present

FLUSH-MOUNT CAPABLE

Optional accessory kit enables the cooktop to be flush inset into the countertop for a sleek, modern look

PRECISION COOKING

Achieve restaurant quality results with an optional probe that wirelessly controls the temperature of your food. Ideal for Sous Vide, Slow Cooking, making candy, etc., or for any other cooking that requires precise control of temperature over time



SPECIFICATIONS

Overall Width	36" (91.4 cm)
Overall Depth	20 3/8" (51.8 cm)
Overall Height	4 5/8" (11.8 cm)
Cut-out Width	33 7/8" (86.0 cm)
Cut-out Depth	19 1/8" (48.6 cm)
Conduit Length	48" (122 cm)
Electrical Rating	11,600W at 240V/60Hz 10,100W at 208V/60Hz
Recommended Circuit Breaker Size	50 Amps
Net Weight	56 lbs. (25.4 kg)
Approx. Shipping Weight	63 lbs. (28.6 kg)

OPTIONAL ACCESSORIES

Precision Cooking Kit	JXPROBE1
Flush-Mount Kit	JXFLUSH1
Griddle	JXGRIDL1

ATTENTION ELECTRICIAN:

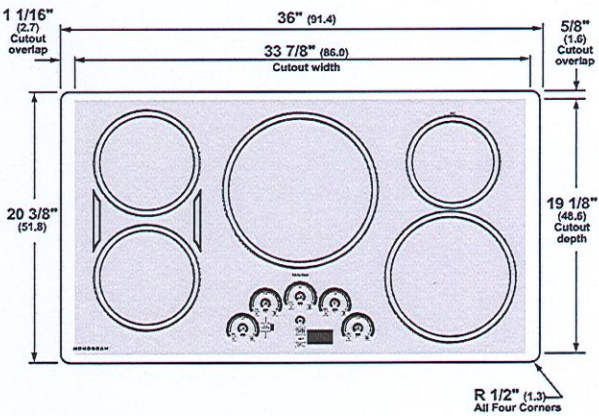
This cooktop is provided with a 48" flexible conduit and must be hard wired (direct wired) into an approved junction box and be properly grounded. It is not permitted to use a "plug and receptacle" type installation on this cooktop.

Use a two-wire, three conductor 208/240 VAC, 60 Hertz electrical system. A white (neutral) wire is not needed for this cooktop

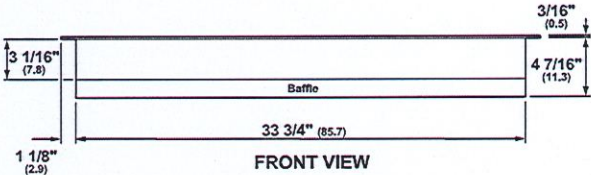
For more details refer to the installation instructions for this product.

For questions about your appliance, please call 1-800-626-2000.


OVERALL DIMENSIONS



TOP VIEW (SHOWING CUTOUT OVERLAP)



FRONT VIEW

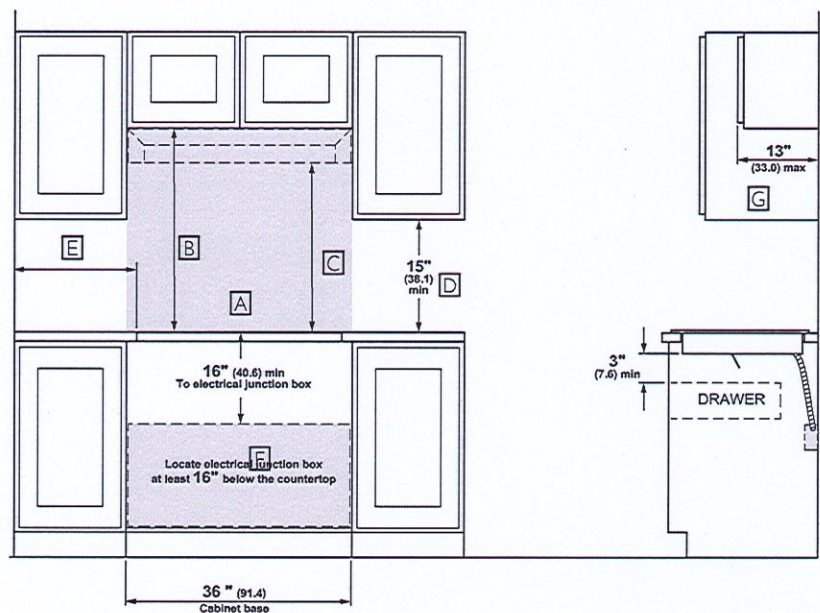


SIDE VIEW

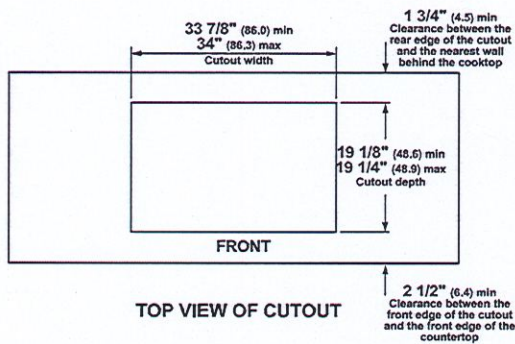
Dimensions in parentheses are in centimeters unless otherwise noted. Actual product dimensions may vary due to manufacturing tolerances.



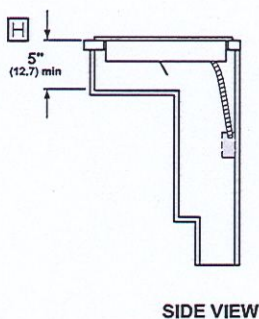
INSTALLATION



COUNTERTOP CUT-OUT DIMENSIONS



ADA INSTALLATION



Dimensions in parentheses are in centimeters unless otherwise noted.

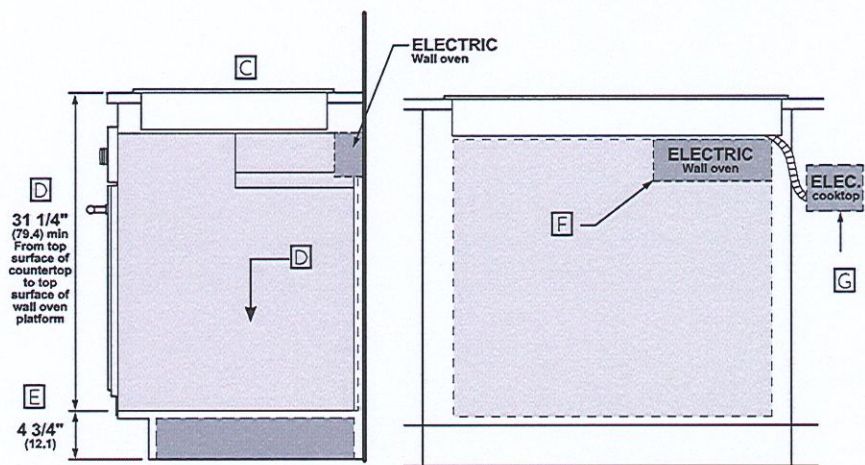
For questions about your appliance, please call 1-800-626-2000.

HELPFUL TIPS

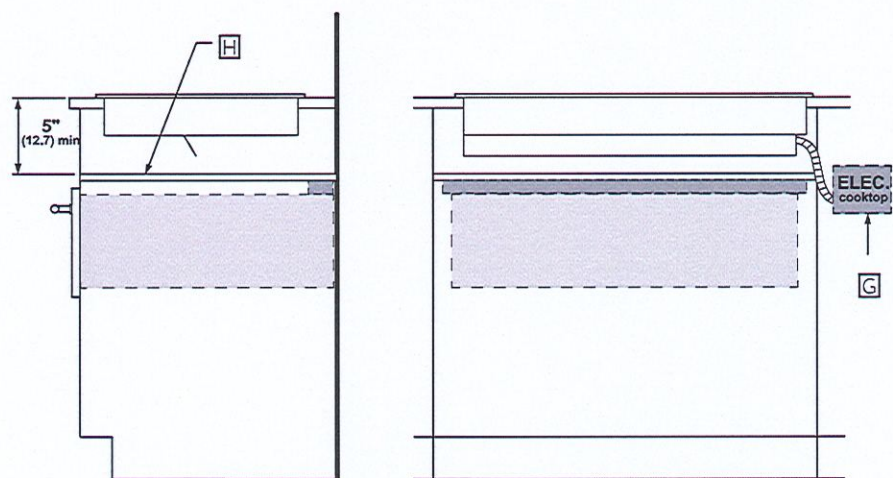
- A** Wall coverings, countertop and cabinets surrounding cooktop must be able to withstand temperatures of up to 200°F.
- B** Minimum 30" clearance from countertop to unprotected overhead surfaces, when no ventilation hood or microwave oven is installed.
- C** When using a ventilation hood or microwave oven above the cooktop, see hood or microwave installation instructions for minimum overhead clearance dimensions.
- D** Minimum 15" of clearance from countertop to nearest overhead surface on both sides of cooktop. Make sure to include any lighting rail covers in calculation.
- E** Minimum 2" distance from edge of cutout to nearest adjacent side wall below upper cabinets.
- F** Install an approved junction box where it can be easily reached through the front of the cabinet where the cooktop is located. IMPORTANT: For serviceability, the junction box must be located where it will allow considerable slack in the 48" long conduit.
- G** Maximum 13" depth of unprotected overhead surfaces, when no ventilation hood or microwave oven is installed.
- H** For Americans with Disabilities Act (ADA) forward approach installation: Minimum 5" clearance between the top of the countertop and the enclosure. The enclosure must be made of at least 1/4" thick wood material, and must have an access panel installed in order to provide access to the junction box and hold-down brackets, and to allow for service of the cooktop.

For more details refer to the installation instructions for this product.

INSTALLATION ABOVE WALL OVEN **A**



INSTALLATION ABOVE WARMING DRAWER **B**



HELPFUL TIPS

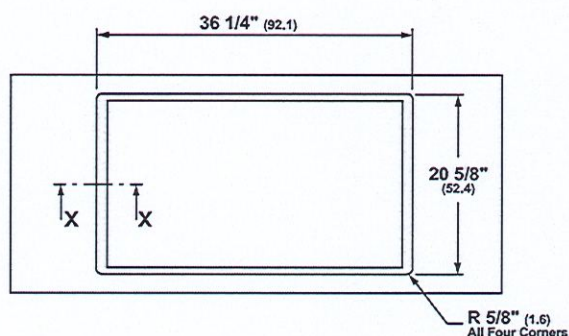
- A** Note this cooktop is only approved for installation above specific wall ovens as labeled on this unit.
- B** Warming drawers are approved for installation below only certain specified cooktop models. See the label attached to the top of the warming drawer or underside of the cooktop for approved combinations.
- C** When installing this cooktop above a single wall oven, do not install the baffle.
- D** Maintain a minimum distance of 31-1/4\" from the top surface of the countertop to the wall oven platform to ensure that the cooktop and wall oven do not interfere with each other (see picture).
- E** The cooktop platform must be a minimum height of 4-3/4\" from the floor to ensure that the handle does not hit the floor when the door is open.
- F** Junction box location for wall oven (may also be located in adjacent cabinet).
- G** Electrical connection for cooktop must be located in an accessible adjacent location to the right (may also be located in adjacent cabinet).
- H** When installing the cooktop above a warming drawer, a solid barrier must be installed at least 5\" from the top of the countertop. Use any solid material such as 1/4\" thick plywood. Allow at least a 2\" air gap between the front of the barrier and the inside of the cabinet and at least 1/4\" air gap between the barrier and the top of the warming drawer.

For more details, refer to the installation instructions for this product on Monogram.com. Dimensions in parentheses are in centimeters unless otherwise noted.

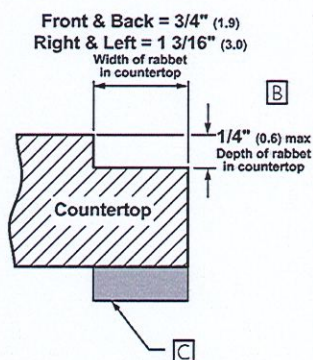
For questions about your appliance, please call 1-800-626-2000.

FLUSH MOUNT INSTALLATION

A



TOP VIEW OF CUTOUT

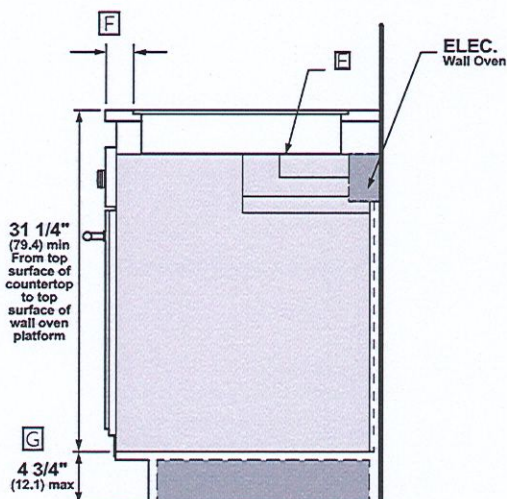


SECTION X-X

Through countertop showing depth of rabbet for flush-mount

FLUSH-MOUNT INSTALLATION ABOVE WALL OVEN

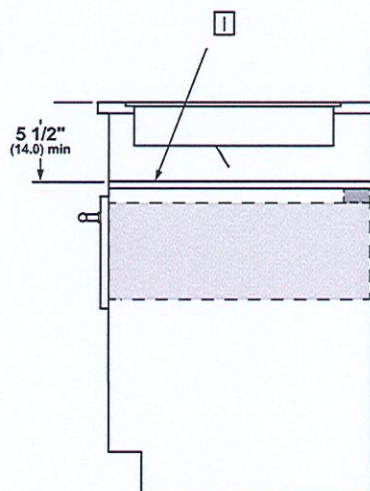
D



SIDE VIEW

FLUSH-MOUNT INSTALLATION ABOVE WARMING DRAWER

H



SIDE VIEW

HELPFUL TIPS

- A** Use optional JXFLUSH1 kit to flush-mount the cooktop into the countertop. Read all installation instructions supplied with cooktop and kit before beginning installation.
- B** To avoid hot cookware from contacting the countertop surface, the cooktop should be installed at least 1/32" higher than the countertop.
- C** Use strips of wood or solid-surface countertop material to reinforce the countertop below the flush-mount rabbet. For an island or peninsular installation secure strips to all four sides, otherwise just secure strips to the front and back under the cutout.
- D** Note this cooktop is only approved for installation above specific wall ovens as labeled on this unit.
- E** When installing this cooktop above a single wall oven, do not install the baffle.
- F** When this cooktop is installed above a flush-mounted wall oven, the clearance from the front edge of the countertop to the front edge of the cooktop cutout is minimum 2-1/2" plus the wall oven cleat setback.
- G** The cooktop platform must be a minimum height of 4-3/4" from the floor to ensure that the handle does not hit the floor when the door is opened.
- H** Warming drawers are approved for installation below only certain specified cooktop models. See the label attached to the top of the warming drawer or underside of the cooktop for approved combinations.
- I** When installing the cooktop above a warming drawer, a solid barrier must be installed at least 5-1/2" from the top of the countertop. Use any solid material such as 1/4" thick plywood. Allow at least 1/4" air gap between the barrier and the top of the warming drawer.

For more details, refer to the installation instructions for this product on Monogram.com. Dimensions in parentheses are in centimeters unless otherwise noted.

For more details refer to the installation instructions for this product

24" Custom Panel Dishwasher

800 Series – Custom Panel SHVM78Z53N



SHVM78Z53N
Custom Panel

Patented CrystalDry™ technology transforms moisture into heat to get dishes, including plastics, 60% drier.*

Features & Benefits

42 dBA: dishwasher runs quietly so your kitchen conversations aren't interrupted.

The Flexible 3rd Rack with fold down sides adds 30% more** loading area, perfect for utensils and ramekins.

Touch Control Technology allows for quick cycle programming.

The AquaStop® leak protection system contains leaks through a precisely engineered system. If a leak occurs, the system contains it by shutting down operation and pumping out water. So you have the ultimate peace of mind whether you are away or at home.

General Properties	
Number of wash cycles	6
Number of options	5
dBA	42
Third rack	Flexible 3rd Rack
Rack adjustability	Rackmatic®
Tub material	Stainless Steel
Control type	Touch Control
Concealed water heating element	Yes
Leak protection system	24/7 AquaStop®
Water softener	No
Five-level wash	Yes
ChildLock	No
Special features	InfoLight®, CrystalDry™ Option


Efficiency	
Water usage per cycle	3.5
Energy efficiency class	Tier 1
ENERGY STAR® qualified	Yes
Total annual energy consumption (kWh)	269
Total annual water consumption (g)	623.5

Capacity	
Number of place settings	16

Technical Details	
Watts (W)	1440 W
Current (A)	12 Amps
Volts (V)	120 V
Frequency (Hz)	60 Hz
Power cord length - Install length from corner of unit	67" 45"
Minimum water pressure (lb/sin)	14
Length outlet hose (in)	79"

Dimensions & Weight	
Overall appliance dimensions (HxWxD) (in)	33 7/8" x 23 9/16" x 23 1/16"
Required cutout size (HxWxD) (in)	33 7/8" x 23 5/8" x 24"
Adjustable feet	Yes
Net weight (lbs)	99 lbs

Accessories—Optional	
Junction Box	SMZPCJB1UC
Bosch Dishwasher Water Supply Hose	SMZSH002UC
Drain Hose Extension Kit	SGZ1010UC
Dishwasher Accessory Kit	SMZ5000
Anti-Tarnish Silverware Cassette	SMZ5002UC
Edge Protector	SMZEP001UC
Stainless Steel Straight Bosch Bar Handle	SMZ1007UC



*Based on aggregate average drying performance of Bosch Dishwashers with CrystalDry on combined household load including plastics, glass, steel, and porcelain as compared to Bosch Dishwashers with PureDry. Drying performance may vary by dish type.

**Compared to a Bosch dishwasher with 2 racks.

Accessories: To purchase Bosch accessories, cleaners & parts please visit www.bosch-home.com/us/store or call 1-800-944-2904 (Mon to Fri 5 am to 6 pm PST, Sat 6 am to 3 pm PST).

Notes: All height, width and depth dimensions are shown in inches. BSH reserves the absolute and unrestricted right to change product materials and specifications, at any time, without notice. Consult the product's installation instructions for final dimensional data and other details prior to making cutout.

Warranties: Please see Use & Care manual or Bosch website for statement of limited warranty.

For more information on our entire line of products, go to www.bosch-home.com/us or call 1-800-944-2904

© BSH Home Appliances Corporation. All rights reserved. Bosch is a registered trademark of Robert Bosch GmbH.

24" Custom Panel Dishwasher

800 Series – Custom Panel SHVM78Z53N



Installation Details

* measured from the bottom edge of the countertop panel thickness recommended 3/4" (20 mm).
This dishwasher can accept custom door panel weights ranging from 7 to 24 lbs; however, the dishwasher comes from the factory ready for custom panel door weights from 11 to 18 lbs.
If you plan on using a door panel that is not 11 to 18 lbs. please contact customer service at (800) 944-2904.
** 24" (610 mm) wide panel may be used depending on cabinet design
Note: Refer to installation template for mounting hardware locations
measurements in inches (mm)

A: Front view
B: Drain hose
C: Electrical Power Cord: length shown according to Installation Instructions
D: Inlet
E: Drain
F: Electrical

All connections are at the rear of the appliance.
Extension for drain hose available as accessory.
Junction Box for hard wired connection available as an accessory.

measurements in inches (mm)

Note: Cutout required on left or right cabinet wall, depending on location of water inlet, drain and electrical connection

Junction box accessory available for purchase SMZPCJB1UC (not included)

Example of Hardwire Installation

Note: Cutout required on left or right cabinet wall, depending on location of water inlet, drain and electrical connection

3-prong power cord included

Example of an Electrical Receptacle Installation

Accessories: To purchase Bosch accessories, cleaners & parts please visit www.bosch-home.com/us/store or call 1-800-944-2904 (Mon to Fri 5 am to 6 pm PST, Sat 6 am to 3 pm PST).

Notes: All height, width and depth dimensions are shown in inches. BSH reserves the absolute and unrestricted right to change product materials and specifications, at any time, without notice. Consult the product's installation instructions for final dimensional data and other details prior to making cutout.

Warranties: Please see Use & Care manual or Bosch website for statement of limited warranty.

For more information on our entire line of products, go to www.bosch-home.com/us or call 1-800-944-2904

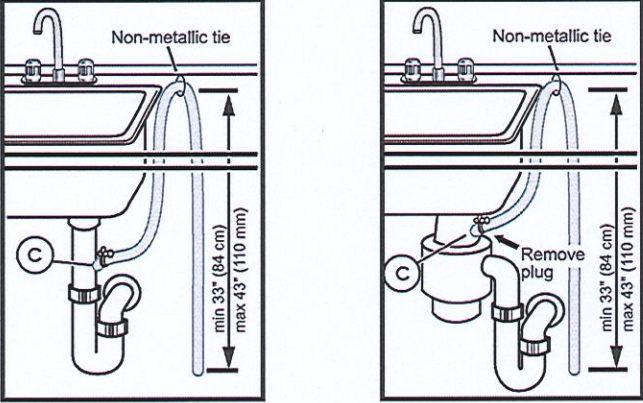
© BSH Home Appliances Corporation. All rights reserved. Bosch is a registered trademark of Robert Bosch GmbH.

24" Custom Panel Dishwasher

800 Series – Custom Panel SHVM78Z53N



Installation Details



Note: Plumbing installations will vary - refer to local codes. Drain hose included is 79" (201 cm) and can be extended to a maximum of 155 3/4" (396 cm).

Always use the approved drain hose extension kit (SGZ1010UC).

Ensure a portion of the drain hose is raised between min. 33" (84 cm) and max. 43" (110 cm) above the cabinet floor.

Accessories: To purchase Bosch accessories, cleaners & parts please visit www.bosch-home.com/us/store or call 1-800-944-2904 (Mon to Fri 5 am to 6 pm PST, Sat 6 am to 3 pm PST).

Notes: All height, width and depth dimensions are shown in inches. BSH reserves the absolute and unrestricted right to change product materials and specifications, at any time, without notice. Consult the product's installation instructions for final dimensional data and other details prior to making cutout.

Warranties: Please see Use & Care manual or Bosch website for statement of limited warranty.

For more information on our entire line of products, go to www.bosch-home.com/us or call 1-800-944-2904

© BSH Home Appliances Corporation. All rights reserved. Bosch is a registered trademark of Robert Bosch GmbH.

FRIGIDAIRE

PROFESSIONAL.


FPRU19F8WF

Available Colors : Stainless Steel

Version : 05/20

All Refrigerator

19 Cu. Ft. Single-Door Refrigerator



Product Specifications

Certifications & Approvals

CSA Listed	Yes
------------	-----

Refrigerator

Water Filter	Yes
Air Filter	Yes
Crisper Color	Gray tinted
Door Bin Color	Gray tinted
Humidity Controls	Yes
Interior Lighting	LED
Number of Adjustable Shelves	2
Number of Crispers	2
Number of Fixed Shelves	1
Number of Other Door Bins	4
Number of Pull Out Shelves	1
Shelf Material	Glass
Total Number of Door Bins	4
Total Number of Shelves	4

Controls

Door Ajar Alarm	Yes
High Temp Alarm	Yes
Sabbath Mode	Yes
Air Filter Indicator	Yes
Control Location	Center
Control Type	Electronic User Interface
Digital Display	Yes
Power Failure Alarm	Yes
Vacation Mode	Yes
Water Filter Indicator	Yes

Electrical Specifications

Minimum Circuit Required (Amps)	15
Power Cord Length (Feet)	6'
Power Cord Location	Center Bottom Rear

General Specifications

Condenser Type	Dynamic condenser
Cooling System	Even Temp
Leveling Legs	Yes
Prop 65 Label	Yes
Refrigerant Type	R600a

Exterior

Auto Close Door	Yes
Cabinet Color	London Fog Gray
Cabinet Finish	Texture
Water Inlet Location	Lower Right Rear

Dimensions and Volume

Depth With Door	26-5/8"
Depth With Door 90° Open	57-29/32"
Height With Hinge	71-3/4"
Total Capacity (Cu. Ft.)	18.9
Width of Cabinet	32-7/8"

Note: For planning purposes only. Always consult local and national electric, gas and plumbing codes. Refer to Product Installation Guide for detailed installation instructions on the web at [frigidaire.com / frigidaire.ca](http://frigidaire.com/frigidaire.ca). Specifications subject to change. Accessories information available on the web at frigidaire.com / frigidaire.ca

FRIGIDAIRE
USA • 10200 David Taylor Drive • Charlotte, NC 28262 • 1-800-FRIGIDAIRE • frigidaire.com
CANADA • 5855 Terry Fox Way • Mississauga, ON L5V 3E4 • 1-800-265-8352 • frigidaire.ca

FRIGIDAIRE

PROFESSIONAL.

FPRU19F8WF

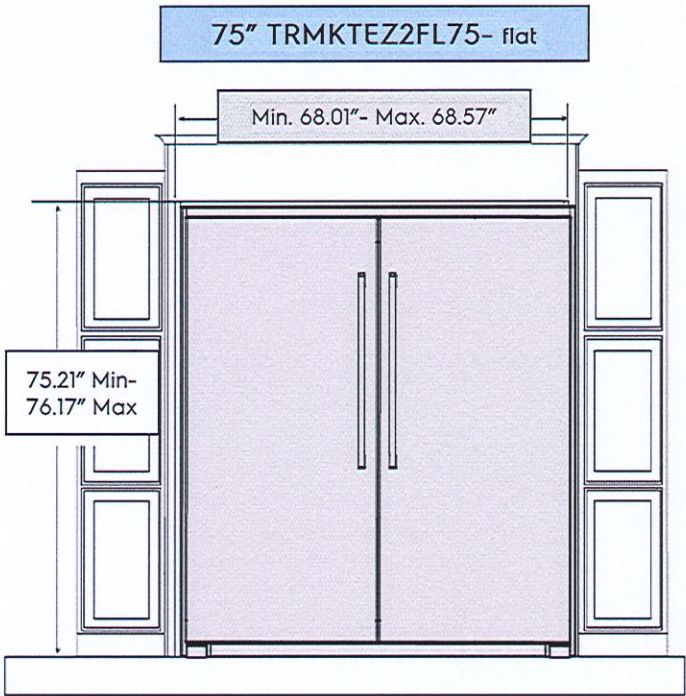
Available Colors : Stainless Steel

Version : 05/20

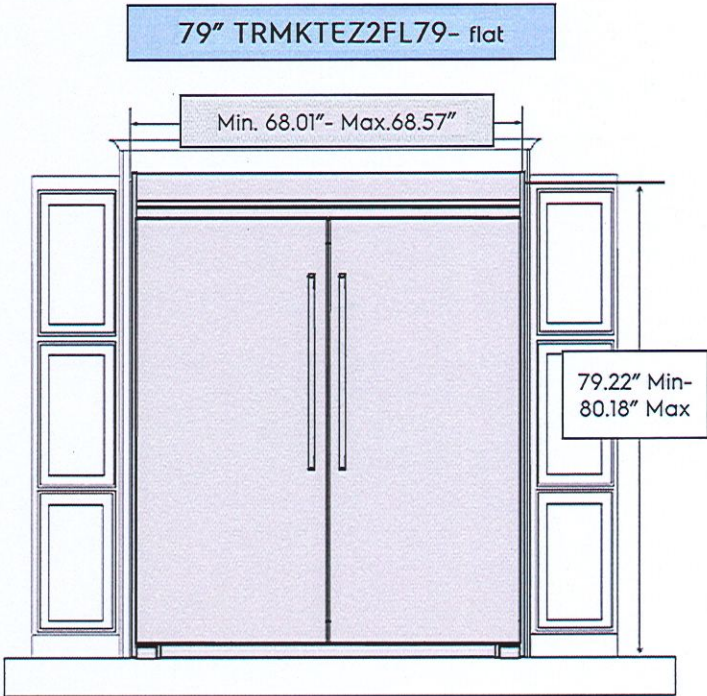
All Refrigerator

19 Cu. Ft. Single-Door Refrigerator

Trim Kits Drawings & Cutout Dimensions



Recommended cutout size:
Height: 75" +/- 0.06"
Width: 66.25" +/- 0.032"
Depth: 25.25" minimum



Recommended cutout size:
Height: 79" +/- 0.06"
Width: 66.25" +/- 0.032"
Depth: 25.25" minimum

** For replacement business, we can accommodate a 66" cutout width, but it will be a very tight fit.

FRIGIDAIRE

PROFESSIONAL.

FPRU19F8WF

Available Colors : Stainless Steel

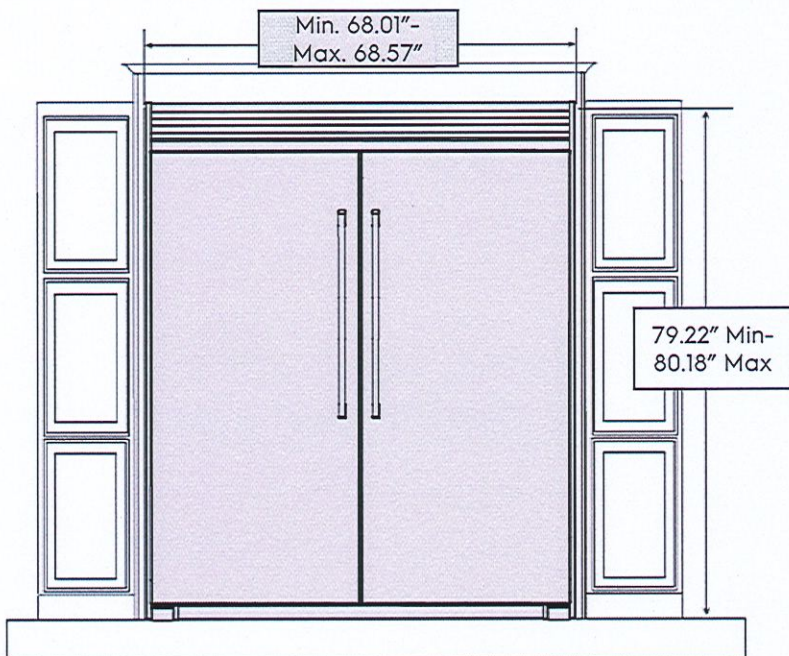
Version : 04/20

All Refrigerator

19 Cu. Ft. Single-Door Refrigerator

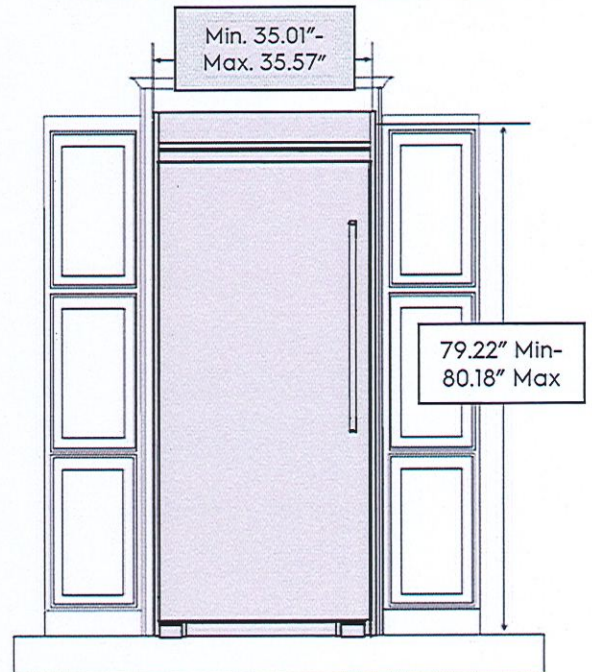
Trim Kits Drawings & Cutout Dimensions

79" TRMKTEZ2LV79-louvered



Recommended cutout size:
Height: 79" +/- 0.06"
Width: 66.25" +/- 0.032"
Depth: 25.25" minimum

79" TRMKTEZ1FL79- flat



Recommended cutout size:
Height: 79" +/- 0.06"
Width: 33" +/- 0.032"
Depth: 25.25" minimum

** For replacement business, we can accommodate a 66" cutout width, but it will be a very tight fit.

Note: For planning purposes only. Always consult local and national electric, gas and plumbing codes. Refer to Product Installation Guide for detailed installation instructions on the web at [frigidaire.com / frigidaire.ca](http://frigidaire.com/frigidaire.ca). Specifications subject to change. Accessories information available on the web at frigidaire.com / frigidaire.ca

FRIGIDAIRE

USA • 10200 David Taylor Drive • Charlotte, NC 28262 • 1-800-FRIGIDAIRE • frigidaire.com
CANADA • 5855 Terry Fox Way • Mississauga, ON L5V 3E4 • 1-800-265-8352 • frigidaire.ca

FRIGIDAIRE

PROFESSIONAL.


FPRU19F8WF

Available Colors : Stainless Steel

Version : 05/20

All Refrigerator

19 Cu. Ft. Single-Door Refrigerator



Product Specifications

Certifications & Approvals

CSA Listed	Yes
------------	-----

Refrigerator

Water Filter	Yes
Air Filter	Yes
Crisper Color	Gray tinted
Door Bin Color	Gray tinted
Humidity Controls	Yes
Interior Lighting	LED
Number of Adjustable Shelves	2
Number of Crispers	2
Number of Fixed Shelves	1
Number of Other Door Bins	4
Number of Pull Out Shelves	1
Shelf Material	Glass
Total Number of Door Bins	4
Total Number of Shelves	4

Controls

Door Ajar Alarm	Yes
High Temp Alarm	Yes
Sabbath Mode	Yes
Air Filter Indicator	Yes
Control Location	Center
Control Type	Electronic User Interface
Digital Display	Yes
Power Failure Alarm	Yes
Vacation Mode	Yes
Water Filter Indicator	Yes

Electrical Specifications

Minimum Circuit Required (Amps)	15
Power Cord Length (Feet)	6'
Power Cord Location	Center Bottom Rear

General Specifications

Condenser Type	Dynamic condenser
Cooling System	Even Temp
Leveling Legs	Yes
Prop 65 Label	Yes
Refrigerant Type	R600a

Exterior

Auto Close Door	Yes
Cabinet Color	London Fog Gray
Cabinet Finish	Texture
Water Inlet Location	Lower Right Rear

Dimensions and Volume

Depth With Door	26-5/8"
Depth With Door 90° Open	57-29/32"
Height With Hinge	71-3/4"
Total Capacity (Cu. Ft.)	18.9
Width of Cabinet	32-7/8"

Note: For planning purposes only. Always consult local and national electric, gas and plumbing codes. Refer to Product Installation Guide for detailed installation instructions on the web at [frigidaire.com / frigidaire.ca](http://frigidaire.com/frigidaire.ca). Specifications subject to change. Accessories information available on the web at [frigidaire.com / frigidaire.ca](http://frigidaire.com/frigidaire.ca)

FRIGIDAIRE
USA • 10200 David Taylor Drive • Charlotte, NC 28262 • 1-800-FRIGIDAIRE • frigidaire.com
CANADA • 5855 Terry Fox Way • Mississauga, ON L5V 3E4 • 1-800-265-8352 • frigidaire.ca

FRIGIDAIRE

PROFESSIONAL.

FPRU19F8WF

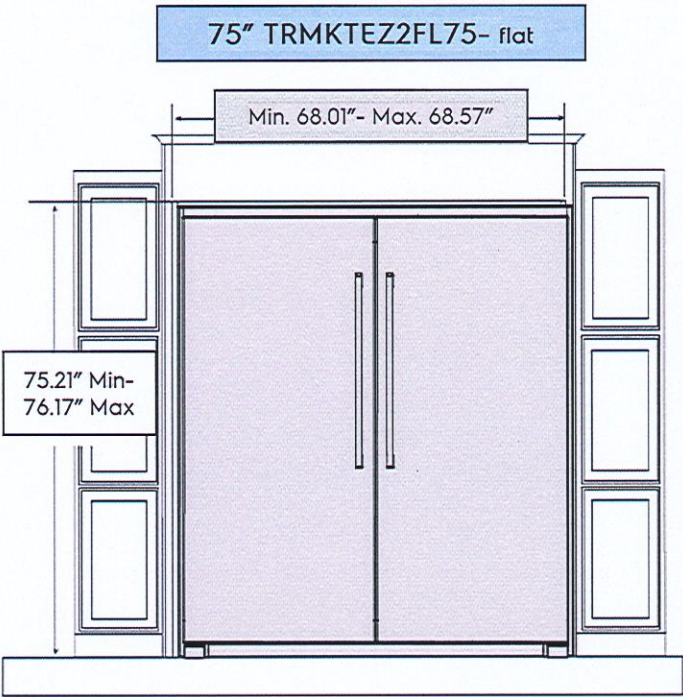
Available Colors : Stainless Steel

Version : 05/20

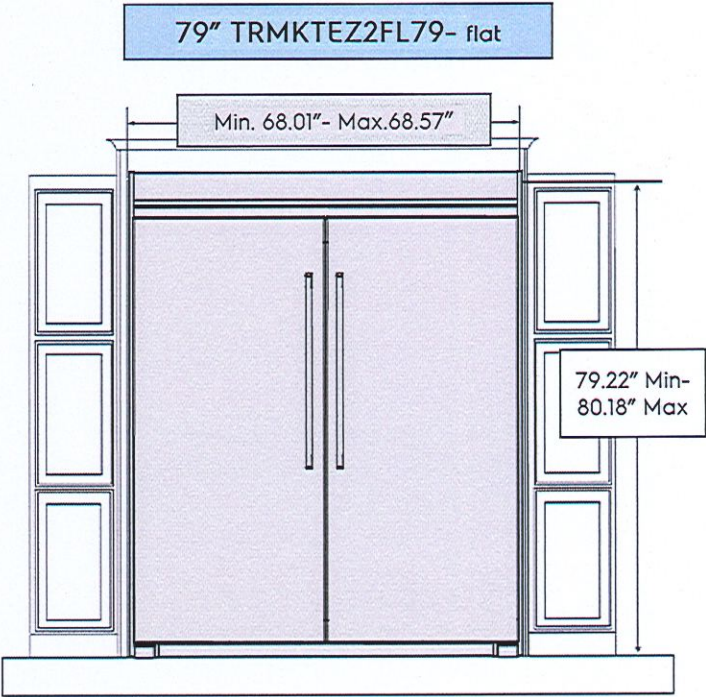
All Refrigerator

19 Cu. Ft. Single-Door Refrigerator

Trim Kits Drawings & Cutout Dimensions



Recommended cutout size:
Height: 75" +/- 0.06"
Width: 66.25" +/- 0.032"
Depth: 25.25" minimum



Recommended cutout size:
Height: 79" +/- 0.06"
Width: 66.25" +/- 0.032"
Depth: 25.25" minimum

** For replacement business, we can accommodate a 66" cutout width, but it will be a very tight fit.

Note: For planning purposes only. Always consult local and national electric, gas and plumbing codes. Refer to Product Installation Guide for detailed installation instructions on the web at frigidaire.com/frigidaire.ca. Specifications subject to change. Accessories information available on the web at frigidaire.com/frigidaire.ca

FRIGIDAIRE
USA • 10200 David Taylor Drive • Charlotte, NC 28262 • 1-800-FRIGIDAIRE • frigidaire.com
CANADA • 5855 Terry Fox Way • Mississauga, ON L5V 3E4 • 1-800-265-8352 • frigidaire.ca

FRIGIDAIRE

PROFESSIONAL.

FPRU19F8WF

Available Colors : Stainless Steel

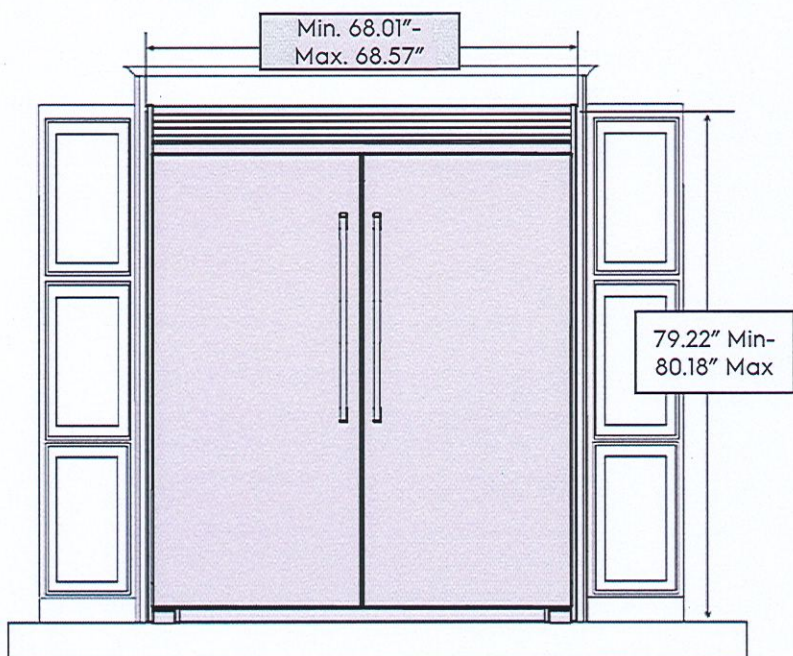
Version : 04/20

All Refrigerator

19 Cu. Ft. Single-Door Refrigerator

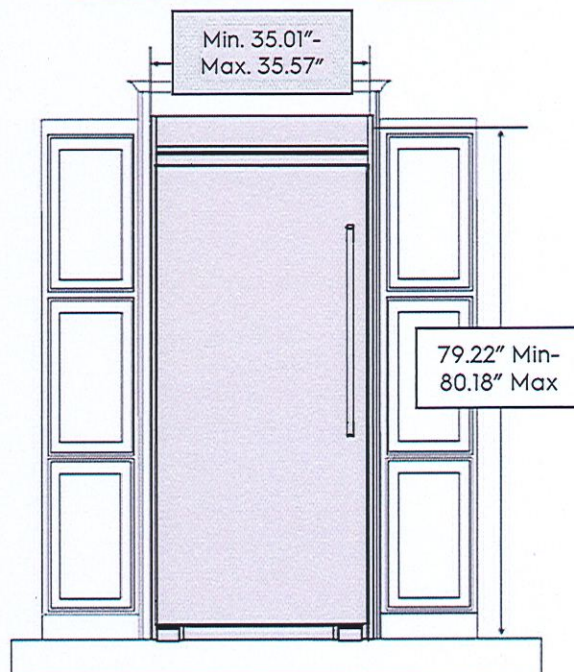
Trim Kits Drawings & Cutout Dimensions

79" TRMKTEZ2LV79-louvered



Recommended cutout size:
Height: 79" +/- 0.06"
Width: 66.25" +/- 0.032"
Depth: 25.25" minimum

79" TRMKTEZ1FL79- flat



Recommended cutout size:
Height: 79" +/- 0.06"
Width: 33" +/- 0.032"
Depth: 25.25" minimum

** For replacement business, we can accommodate a 66" cutout width, but it will be a very tight fit.

Note: For planning purposes only. Always consult local and national electric, gas and plumbing codes.
Refer to Product Installation Guide for detailed installation instructions on the web at frigidaire.com/frigidaire.ca.
Specifications subject to change. Accessories information available on the web at frigidaire.com/frigidaire.ca


FRIGIDAIRE

USA • 10200 David Taylor Drive • Charlotte, NC 28262 • 1-800-FRIGIDAIRE • frigidaire.com
CANADA • 5855 Terry Fox Way • Mississauga, ON L5V 3E4 • 1-800-265-8352 • frigidaire.ca

TRMKTEZ2LV79

Frigidaire Professional
79" Dual Trim kit -
Louvered Design

AVAILABLE
COLORS



TRMKTEZ2LV79

Frigidaire Professional 79" Dual

Trim kit - Louvered Design




General Specifications

Product Weight	35 lbs
Power Type	
Installation Type	
Collection	Frigidaire Professional

Dimensions and Volume

Height	79 1/5"
Width	68"
Depth	24 9/10"



Note: For planning purposes only. Always consult local and national electric, gas and plumbing codes. Refer to Product Installation Guide for detailed installation instructions on the web at frigidaire.com / frigidaire.ca.

Specifications subject to change. Accessories information available on the web at frigidaire.com / frigidaire.ca



USA • 10200 David Taylor Drive • Charlotte, NC 28262 • 1-800-FRIGIDAIRE • frigidaire.com
CANADA • 5855 Terry Fox Way • Mississauga, ON L5V 3E4 • 1-800-265-8352 • frigidaire.ca

TRMKTEZ2LV79
©Electrolux Major Appliances, Inc.

Electrolux



Front Load Washer

Front Load Perfect Steam™ Washer with LuxCare® Plus Wash and SmartBoost® - 4.5 Cu. Ft.

ELFW7637BT, ELFW7637BW

Available Colors : Titanium, White

Version : 10/21

Washer	
Drum Light	Yes
Drum Material	Stainless Steel
Maximum Spin Speed	1,300 RPM
Water Heater	Yes
Water Level Adjustment	Yes
Washer Cycles	
Cycle Count	11
Activewear	Yes
Clean Washer	Yes
Colors	Yes
Delicates	Yes
Fast Wash	Yes
Hand Wash	Yes
Heavy Duty	Yes
Normal	Yes
Optic Whites	Yes
Rinse and Spin	Yes
Towels	Yes
Allergen	Yes
Washer Options	
Delay Start Time	1-12 Hours
Extended Refresh	Yes
Extra Rinse	Yes
Perfect Steam	Yes
Pure Rinse	Yes
Stain Soak	Yes
Steam	Yes
Soil Levels	
Extra Light	Yes
Light	Yes
Normal	Yes
Heavy	Yes

Solid Soil	Yes
Temperature Settings	
Eco Cold	Yes
Cool	Yes
Warm	Yes
Hot	Yes
Sanitize	Yes
Washer Spin Speeds	
Spin Speed Selections	5
Max	Yes
High	Yes
Medium	Yes
Low	Yes
No Spin	Yes
Controls	
Cancel	Yes
Cycle Status Lights	Yes
Delay Start	Yes
Control Lock	Yes
Pause Function	Yes
Power On/Off	Yes
Start	Yes
Dispenser	
Bleach Dispenser	Yes
Detergent Dispenser	Yes
Fabric Softener Dispenser	Yes
Prewash Detergent Dispenser	Yes
PODs Dispenser	Yes
Exterior	
Door Latch	Yes
Reversible Door	Yes

High standards of quality at Electrolux Home Products, Inc. mean we are constantly working to improve our products. We reserve the right to change specifications or discontinue models without notice.

Electrolux Major Appliances, N.A.
USA • 10200 David Taylor Drive • Charlotte, NC 28262 • Charlotte, NC 28262 • 1-877-4electrolux (1-877-435-3287) • electroluxappliances.com
CANADA • 5855 Terry Fox Way • Mississauga, ON L5V 3E4 • 1-800-265-8352 • electroluxappliances.ca

Electrolux

Front Load Perfect Steam™ Washer with LuxCare® Plus Wash and SmartBoost® - 4.5 Cu. Ft. ELFW7637BT, ELFW7637BW

Version : 10/21

Dimensions and Volume

Height	38"
Width	27"
Depth	32"
Washer Drum Capacity	4.5 Cu. Ft.

Electrical Specifications

Minimum Circuit Required	15 Amps
Voltage Rating	120 V

Energy Data

Integrated Water Factor	3.2
kWh/cycle	0.29 kWh
kWh/year	85 kWh
Modified Energy Factor	2.92
Water Usage/Year	4,248 Gallons

Installation

Optional Pedestal	Yes
Stackable	Yes

General Specifications

Chime On / Chime Off	Yes
Leveling Legs	Yes
Prop 65 Label	No
Warranty - Labor	1 Year
Warranty - Parts	1 Year

Performance Certifications and Approvals

CEE Tier	Tier 2
ENERGY STAR Certified	Yes
ENERGY STAR Most Efficient	Yes
High Efficiency	Yes

Safety Certifications and Approvals

UL Listed	Yes
NSF Certified	Yes
Sanitization and Allergy Reduction	Yes

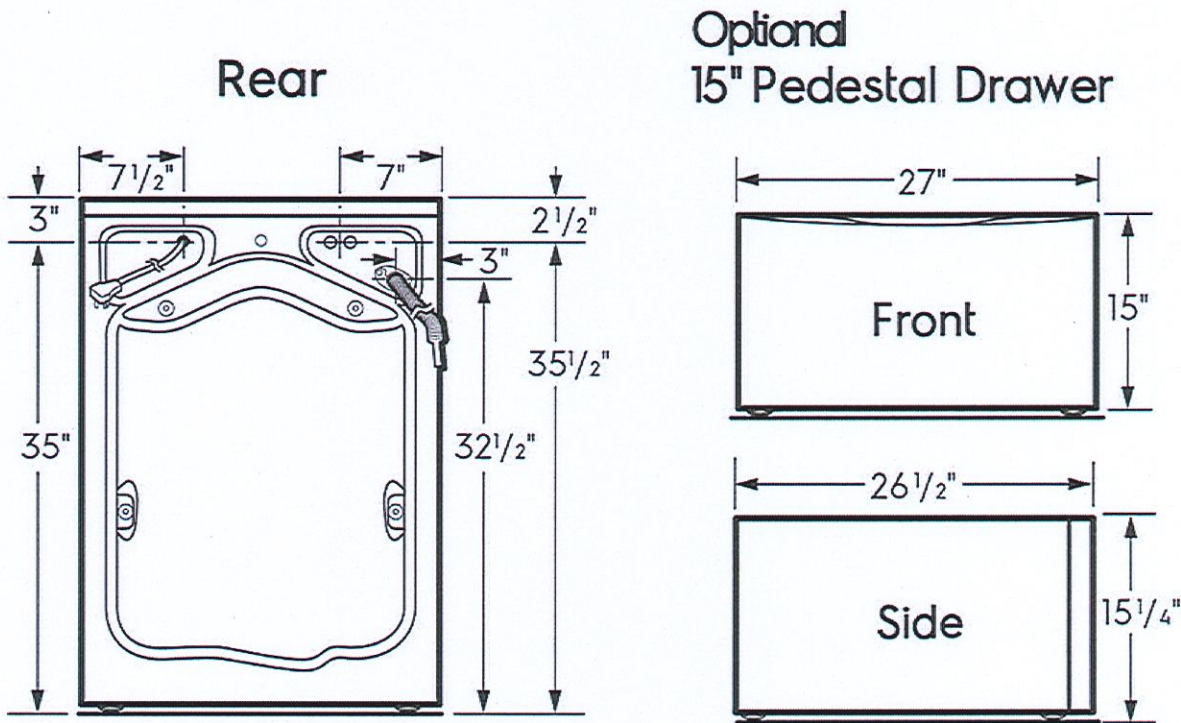
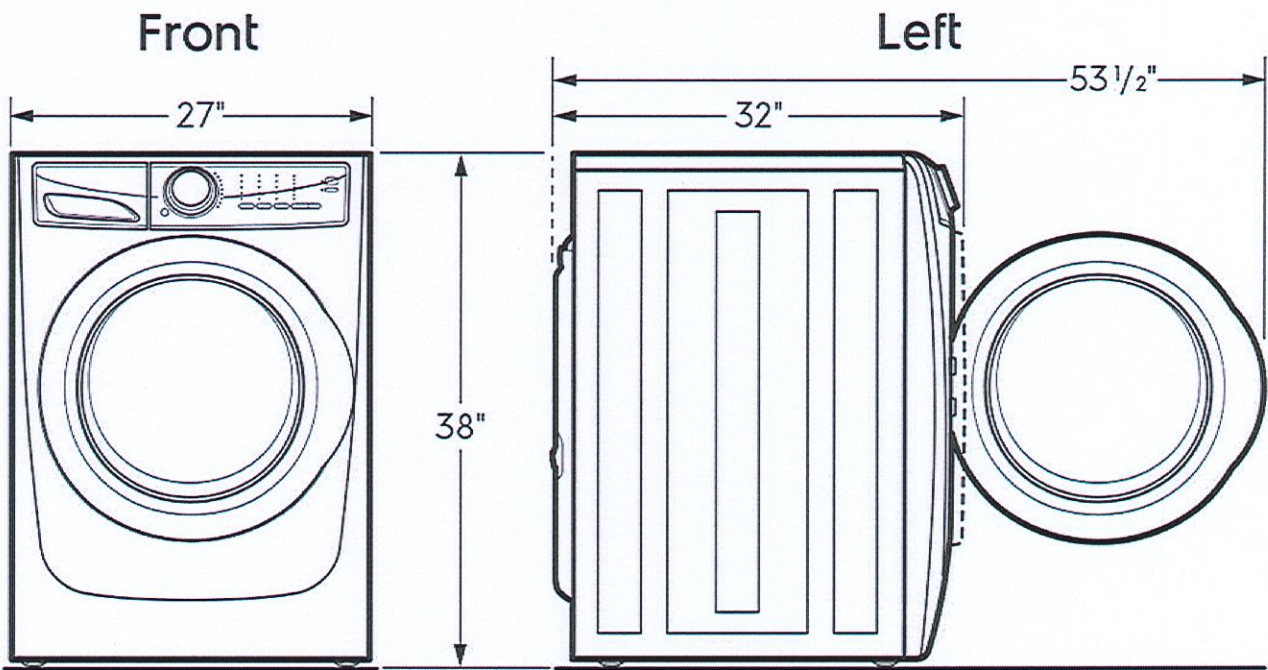
High standards of quality at Electrolux Home Products, Inc. mean we are constantly working to improve our products. We reserve the right to change specifications or discontinue models without notice.

Electrolux Major Appliances, N.A.
USA • 10200 David Taylor Drive • Charlotte, NC 28262 • Charlotte, NC 28262 • 1-877-4electrolux (1-877-435-3287) • electroluxappliances.com
CANADA • 5855 Terry Fox Way • Mississauga, ON L5V 3E4 • 1-800-265-8352 • electroluxappliances.ca

Electrolux

Front Load Perfect Steam™ Washer with LuxCare® Plus Wash and SmartBoost® - 4.5 Cu. Ft. ELFW7637BT, ELFW7637BW

Version : 10/21



High standards of quality at Electrolux Home Products, Inc. mean we are constantly working to improve our products. We reserve the right to change specifications or discontinue models without notice.

Electrolux Major Appliances, N.A.
USA • 10200 David Taylor Drive • Charlotte, NC 28262 • Charlotte, NC 28262 • 1-877-4electrolux (1-877-435-3287) • electroluxappliances.com
CANADA • 5855 Terry Fox Way • Mississauga, ON L5V 3E4 • 1-800-265-8352 • electroluxappliances.ca

Electrolux



Dryer

Front Load Perfect Steam™ Electric Dryer with Balanced Dry™ and Instant Refresh – 8.0 Cu. Ft.

ELFE763CBT, ELFE763CBW

Available Colors : Titanium, White

Version : 10/21

Dryer

Air Flow	200 CFM
Balanced Dry	Yes
Drum Back Type	Painted Steel
Drum Material	Stainless Steel
Dryness Level Selections	Yes
Lint Filter	Yes
Predictive Dry	No

Dryer Cycles

Cycle Count	11
Activewear	Yes
Air Dry	Yes
Allergen	Yes
Delicates	Yes
Fast Dry	Yes
Heavy Duty	Yes
Instant Refresh	Yes
Mixed Load	Yes
Normal	Yes
Timed Dry Time	Yes
Towels	Yes

Dryer Options

Anti Static	Yes
Delay Start Time	1-12 Hours
Drum Light	Yes
Dry Boost	Yes
Extended Tumble	Yes
Perfect Steam	Yes
Wrinkle Release	Yes

Drying Temperatures

Low	Yes
Normal	Yes
High	Yes

Sanitize	Yes
Eco Dry	Yes

Dryness Level

Max	Yes
High	Yes
Normal	Yes
Low	Yes
Damp	Yes

Controls

Cancel	Yes
Cycle Status Lights	Yes
Delay Start	Yes
Estimated Time Remaining	Yes
Control Lock	Yes
Pause Function	Yes
Power On/Off	Yes
Start	Yes

Exterior

Door Latch	Yes
Reversible Door	Yes

Dimensions and Volume

Height	38"
Width	27"
Depth	32"
Dryer Drum Capacity	8 Cu. Ft.

Electrical Specifications

Minimum Circuit Required	30 Amps
Voltage Rating	208/240v

Energy Data

Combined Energy Factor (CEF)	3.48
------------------------------	------

High standards of quality at Electrolux Home Products, Inc. mean we are constantly working to improve our products. We reserve the right to change specifications or discontinue models without notice.

Electrolux Major Appliances, N.A.
USA • 10200 David Taylor Drive • Charlotte, NC 28262 • Charlotte, NC 28262 • 1-877-4electrolux (1-877-435-3287) • electroluxappliances.com
CANADA • 5855 Terry Fox Way • Mississauga, ON L5V 3E4 • 1-800-265-8352 • electroluxappliances.ca

Electrolux

Front Load Perfect Steam™ Electric Dryer with
Balanced Dry™ and Instant Refresh – 8.0 Cu. Ft.

ELFE763CBT, ELFE763CBW

Version : 10/21

kWh/cycle	2.5 kWh
kWh/year	710 kWh

Installation

Optional Pedestal	Yes
-------------------	-----

General Specifications

Chime On / Chime Off	Yes
Leveling Legs	Yes
Prop 65 Label	No
Warranty - Labor	1 Year
Warranty - Parts	1 Year

Performance Certifications and Approvals

ENERGY STAR Certified	Yes
-----------------------	-----

Safety Certifications and Approvals

UL Listed	Yes
-----------	-----

High standards of quality at Electrolux Home Products, Inc. mean we are constantly working to improve our products. We reserve the right to change specifications or discontinue models without notice.

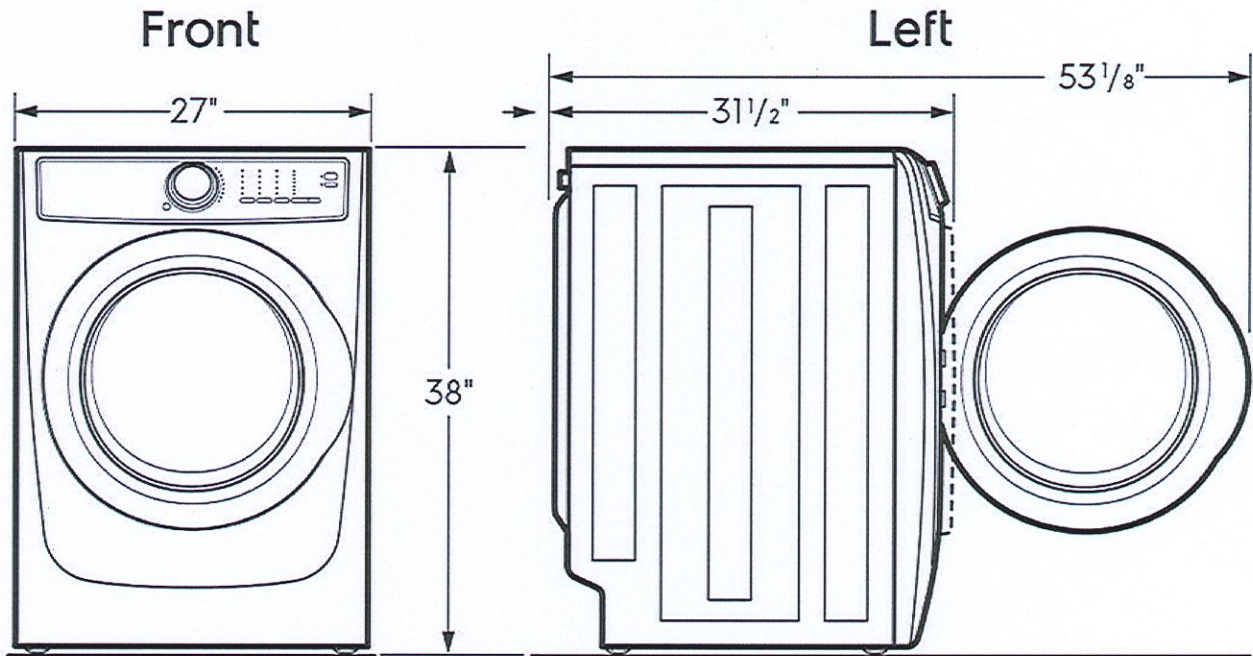
Electrolux Major Appliances, N.A.
USA • 10200 David Taylor Drive • Charlotte, NC 28262 • Charlotte, NC 28262 • 1-877-4electrolux (1-877-435-3287) • electroluxappliances.com
CANADA • 5855 Terry Fox Way • Mississauga, ON L5V 3E4 • 1-800-265-8352 • electroluxappliances.ca

Electrolux

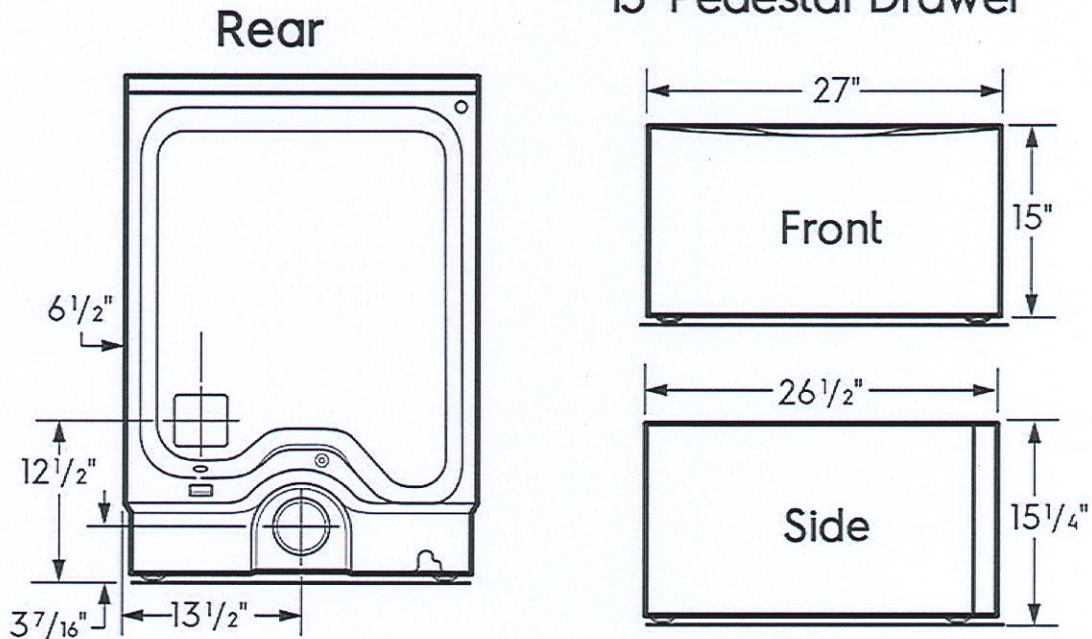
Front Load Perfect Steam™ Electric Dryer with
Balanced Dry™ and Instant Refresh – 8.0 Cu. Ft.

ELFE763CBT, ELFE763CBW

Version : 10/21



Optional 15" Pedestal Drawer



High standards of quality at Electrolux Home Products, Inc. mean we are constantly working to improve our products. We reserve the right to change specifications or discontinue models without notice.

Electrolux Major Appliances, N.A.

USA • 10200 David Taylor Drive • Charlotte, NC 28262 • Charlotte, NC 28262 • 1-877-4electrolux (1-877-435-3287) • electroluxappliances.com

CANADA • 5855 Terry Fox Way • Mississauga, ON L5V 3E4 • 1-800-265-8352 • electroluxappliances.ca



30" Single Wall Oven with Total Convection

Single Wall Oven

Available Products: PCWS3080AF

Available Colors: Stainless Steel

Version: 08/22

Product Specifications

Cooking Controls

Air Fry	Yes
Bake	Yes
Broil	Yes
Cancel	Yes
Child Lock	Yes
Clear Off	Yes
Clock	Yes
Convection Bake	Yes
Convection Roast	Yes
Delay Clean	Yes
Delay Start	Yes
Fast Preheat	Yes
Kitchen Timer	Yes
Light	Yes
Off	Yes
Oven Light	Yes
Probe	Yes
Self Clean	Yes
Set Clock	Yes
Slow Cook	Yes
Start	Yes
Steam Bake	Yes
Steam Clean	Yes
Steam Roast	Yes
Stop	Yes
Temperature Display	Yes
Timer On / Off	Yes
User Preferences	Yes

Cooking Controls Function

Change between Continuous Bake Setting or 12-Hour Energy Saving Feature	Yes
Delayed Bake	Yes
Program Fahrenheit or Celsius	Yes
Silent Control Panel	Yes

Controls

Control Lock	Yes
Sabbath Mode	Yes

Dimensions and Volume

Height	28"
Width	29 7/8"
Depth	25 3/16"
Depth With Door 90° Open	48 3/16"
Depth With Handle	27 6/10"
Oven Interior Height	18 1/8"
Oven Interior Width	25 2/10"
Oven Interior Depth	19 7/8"
Maximum Cutout Height	28"
Maximum Cutout Width	29"
Minimum Cutout Height	26 3/4"
Minimum Cutout Width	28 1/2"
Oven Capacity	5.3 Cu. Ft.

Installation

Power Supply Connection Location	Top Left
----------------------------------	----------

Certifications and Approvals

ADA Compliant	Yes
Star-K Certification	Yes

30" Single Wall Oven with Total Convection	Single Wall Oven
Available Products: PCWS3080AF	Available Colors: Stainless Steel
Version: 08/22	

Oven

Bake Element Type	Hidden
Bake Element Pass	8
Bake Element	2,500 Watts
Broil System	Yes
Broil Element Pass	6
Broil Element	4,000 Watts
Cleaning System	Yes
Convection	Yes
Convection Type	Total
Convection Element	3,800 Watts
Rack Position Type	Embossed
Number of Rack Positions	6
Rack Type 1	Handle
Rack Type 1 Quantity	1
Rack Type 2	Glide
Rack Type 2 Quantity	1
Rack Type 3	Air Fry Tray
Rack Type 3 Quantity	1
Oven Interior Color	Midnight Black
Oven Light Type	Halogen
Oven Light Quantity	2
Oven Light Watts	40 Watts
Number of Convection Fans	1

Display

Display Interface Color	White
Display Light Color	White
Display Type	Capacitive Touch
Control Location	Top

Electrical Specifications

Amps @ 240 Volts	20 Amps
Connected Load @ 240V	4.5 kW
Minimum Circuit Required	20 Amps
Voltage Rating	240 V

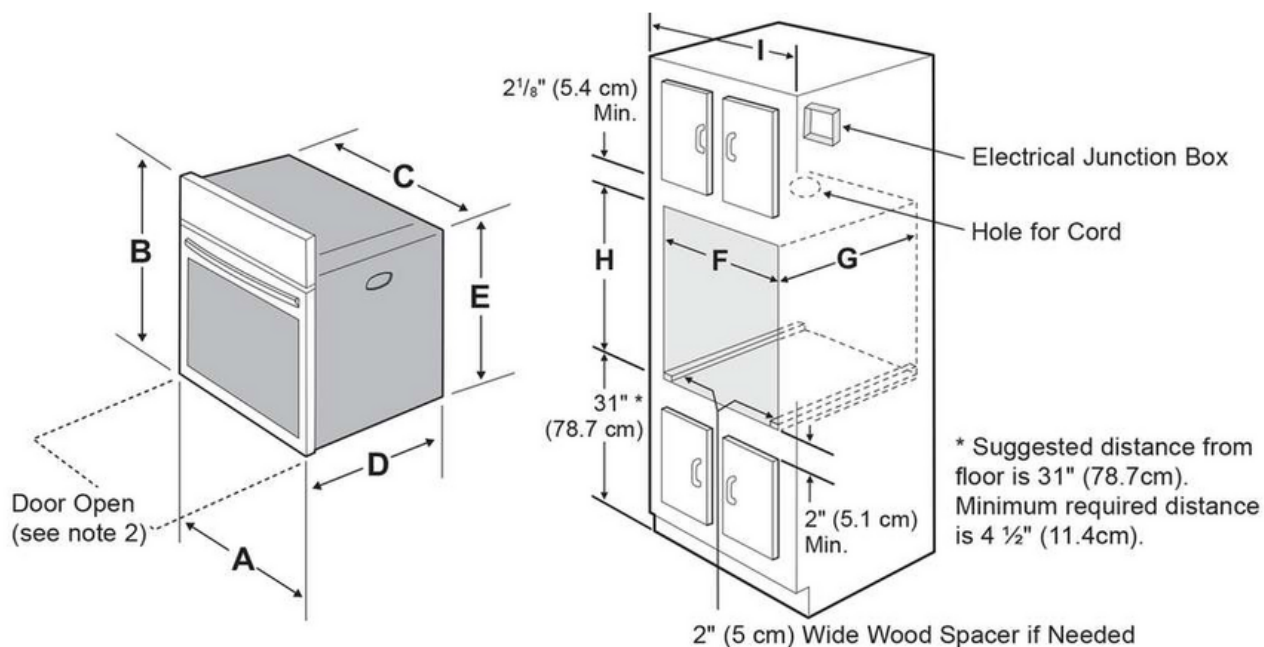
General Specifications

Prop 65 Label	Yes
Warranty - Labor	1 Year
Warranty - Parts	1 Year
Frigidaire Fit Promise	Yes

Safety Certifications and Approvals

CSA Listed	Yes
UL Listed	Yes
RoHS	Yes

Installation Diagram



NOTES:

1. Allow at least 23" (58.4 cm) clearance in front of oven for door depth when it is open.
2. Dimension G (cutout depth) is critical to the proper installation of the built-in oven. If the oven trim does not butt against the cabinet, or if noise is heard on convection models, verify dimension G to assure it is the required depth.
3. For a cutout height greater than the maximum (H), add one 2" (5 cm) wide wood shim of appropriate height to each side of the opening under the appliance side rails. A trim kit may be purchased through a dealer, service, or on the brand website.

PRODUCT DIMENSIONS						
A		B	C	D		E
29 ⁷ / ₈ (75.9 cm)		28 (71.1 cm)	28 ⁷ / ₁₆ (72.2 cm)	25 ³ / ₁₆ (63.9 cm)		26 (66.1 cm)
CUTOUT DIMENSIONS AND CABINET WIDTH						
F		G		H. Standard Height (**Others, see note 3)		I
Min.	Max.	Min.	Min.	Max.		
28 ¹ / ₂ (72.4 cm)	29 (73.7 cm)	23 ¹ / ₂ (59.7 cm)	26 ³ / ₄ (68.0 cm)	28 (71.1 cm)	30 ¹ / ₈ (76.5 cm) Min	



30" Built-In Convection Microwave Oven with Drop-Down Door

Built-In Microwave

Available Products: PMBD3080AF

Available Colors: Stainless Steel

Version: 08/22

Product Specifications

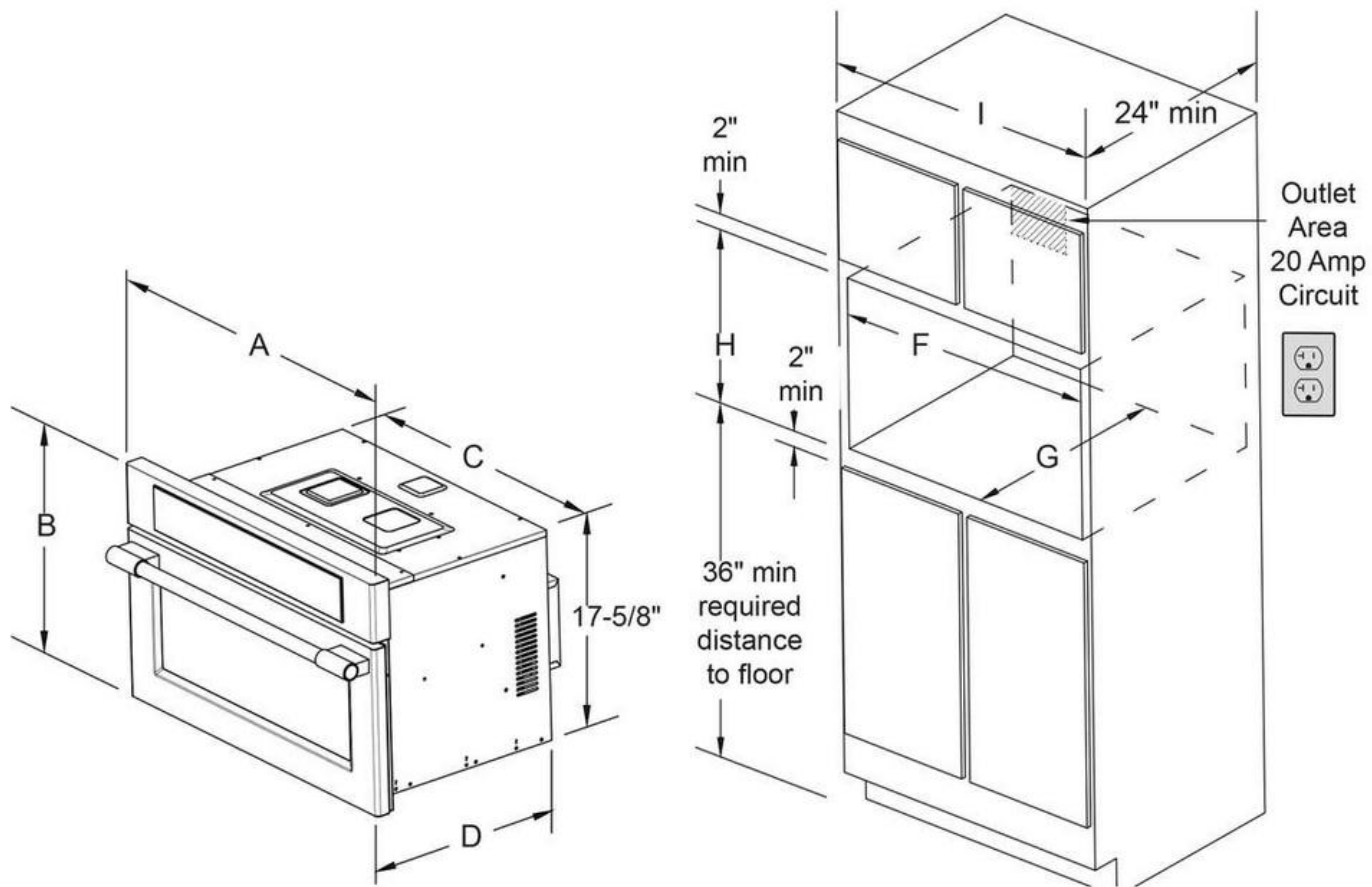
Cooking Controls		Oven	
Convection	Yes	Convection Element	1,700 Watts
Defrost Weight	Yes	Convection Cooking	
Number of Power Levels	10	Combi Cooking - Bake	Yes
Cooking Power	1000 Watts	Combi Cooking - Roast	Yes
Microwave Cooking		Broil / Grill	Yes
Sensor Cooking	Yes	Convection Cooking - Bake	Yes
Sensor Reheat	Yes	Convection Cooking - Roast	Yes
Beverage	Yes	Microwave Control Features	
Popcorn	Yes	+ 30 Seconds	Yes
Potato	Yes	Quick Start	Yes
Melt / Soften	Yes	Display	
Veggies	Yes	Display Light Color	White
Bacon	Yes	Dimensions and Volume	
Defrost	Yes	Height	19 5/8"
Multi-Stage Cooking	Yes	Width	29 13/16"
Reheat	Yes	Depth	23 1/8"
Controls		Depth With Door 90° Open	35 1/2"
Control Lock	Yes	Microwave Interior Height	9 13/16"
Additional Settings		Microwave Interior Width	16 1/2"
Child Lock	Yes	Microwave Interior Depth	16 1/2"
Clock Display On / Off	Yes	Microwave Capacity	1.6 Cu. Ft.
Demo On / Off	Yes	General Specifications	
Language Options	English and French	Prop 65 Label	Yes
Setting Turntable On / Off	Yes	Warranty - Labor	1 Year
Setting Weight Lb / Kg	Yes	Warranty - Parts	1 Year
Volume # of Settings	4 (Includes Off)		
Internal Specifications			
Interior Color	Stainless Steel		
Interior Light Quantity	1		
Interior Light Type	LED		
Interior Light Wattage	1.5 Watts		
Rack	Yes		
Turntable Diameter	14 3/16"		
Electrical Specifications			
Connected Load @ 120V	1.7 kW		
Minimum Circuit Required	20 Amps		
Voltage Rating	120 V		

30" Built-In Convection Microwave Oven with Drop-Down	Built-In Microwave
Door	
Available Products: PMBD3080AF	Available Colors: Stainless Steel
Version: 08/22	

Safety Certifications and Approvals

UL Listed	Yes
cUL Listed	Yes

Installation Diagram



PRODUCT DIMENSIONS						
MODEL	A		B	C		D
Convection Microwave Oven	29-13/16		19	24-5/8		23
CUTOUT DIMENSIONS AND CABINET WIDTH						
MODEL	F		G	H		I
	Min.	Max.	Min	Min.	Max.	Min.
Convection Microwave Oven	28	28-3/8	22	17-3/4	18	30-1/8

All dimensions are in inches (cm).

For planning purposes only. We reserve the right to change specifications or discontinue models without notice.
Refer to Product Installation Guide for detailed installation instructions on the web at frigidaire.com / frigidaire.ca
Electrolux Major Appliances, N.A.
USA • 10200 David Taylor Drive • Charlotte, NC 28262 • Charlotte, NC 28262 • 1-877-4electrolux (1-877-435-3287) • frigidaire.com
CANADA • 5855 Terry Fox Way • Mississauga, ON L5V 3E4 • 1-800-265-8352 • frigidaire.ca

30" Built-In Convection Microwave Oven with Drop-Down Door	Built-In Microwave
Available Products: PMBD3080AF	Available Colors: Stainless Steel
Version: 08/22	