

Ariosa 6636

Model number:	106267
---------------	--------

Dimensions: 66" x 36" x 28" Installation: Freestanding Material: Acrylic



Standard Features:

- 2-piece bathtub with symmetrical look and concealed seam
- Recessed deck with ample space for faucet installation
- Maximized bathing well with center drain
- Above-the-Floor Rough (AFR) and F² Drain compatible
- MAAX innovative leveling legs
- Apron available in white and 5 designer

Product characteristics:

- Bestseller
- Deck Space for Faucet
- F2 Drain compatible

Warranty:




25 Years

Standard colors:

White (001)

Certifications

MAAX products adhere to one or more of the following certifications:



Options (Visit our website for a complete list of our options)


No	Description
<input type="checkbox"/> OPT 20252	Linear Waste and overflow
<input type="checkbox"/> OPT 20137	Cable-operated waste and overflow
<input type="checkbox"/> OPT 20250	Brass waste and overflow for high-rise construction

DS

JB

DS

MB



Ariosia 6636

Model number:

106267

Dimensions:

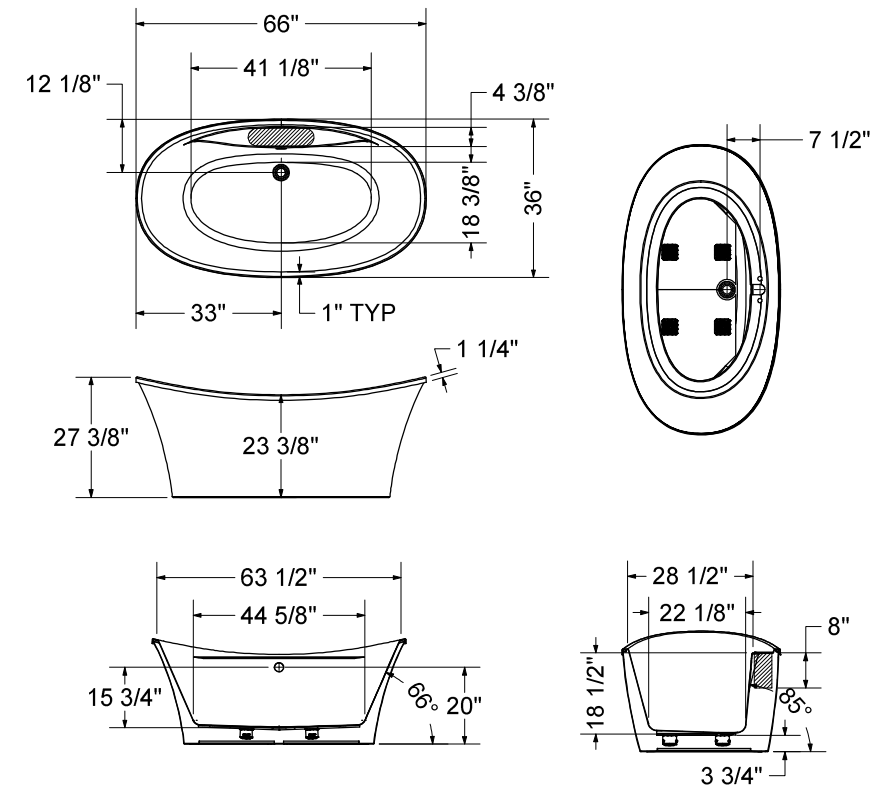
66" x 36" x 28"


Installation:

Freestanding

Material:

Acrylic



(): Recommended faucet area of 15" (L) x 4" (W).
Depth recommended for straight pipes 8".
All dimensions are approximate. Structure measurements must be verified against the unit to ensure proper fit.

Dimensions:
66 x 36 x 28 in. (1676 x 914 x 711 mm)
Water capacity:
56 gallons - 214 liters
Weight:
98 lbs - 44.44 kg
Bathing well:
63 1/2 X 28 1/2 in. (1613 X 724 mm)
Deep sump height:
18 7/8 in. - 479 mm
Deck width:
4 3/8 in. - 111 mm
Drain location:
Center

Project:

Contractor:

Representative:

Date:

Tel:

Notes:

4/22/2015

Studio® Concealed Trapway Right Height® Dual Flush Elongated Front toilet with Seat - American Standard - Product Details



Studio® Concealed Trapway Right Height® Dual Flush Elongated Front toilet with Seat - American Standard - Product Details



This page was printed from <http://americanstandard.ca>

Product Information

Studio® Concealed Trapway Right Height® Dual Flush Elongated Front toilet with Seat

This page was printed from <http://americanstandard-ca.com>

MODEL #: 2794204, 735168-400, 4000204, 3075120, 5218110, 7381203-200 | COLLECTION: STUDIO



Description

- LXP (Luxury Performance) Toilet
- Combination dual flush bowl and tank, with seat
- 12" (305mm) rough-in
- Siphon action jetted bowl with smooth-sided, concealed trapway
- High efficiency, low consumption
 - Full Flush 1.3 gpf/6.0 Lpf
 - Conserving Flush 0.9 gpf/4.1 Lpf, utilizes 21% less water
- Meets EPA WaterSense® Criteria (Pending)
- EverClean® Surface
- PowerWash™ rim scrubs bowl with each flush
- 16-1/2" (419mm) rim height
- Fully-glazed 2-1/8" trapway
- Oversized 3" flush valve
- Generous 9" x 8" water surface area
- Includes Duroplast slow close seat and cover with concealed seat ring and easy lift-off feature for simple removal and reattachment for cleaning
- Chrome-plated top mounted push button actuator
- 2 colour matched bolt hole covers
- 5 year warranty on entire toilet
- Design coordinates with Studio® and Boulevard® lavatories

Nominal Dimensions -
Length x Width x Height:
30-1/4" x 15-3/4" x 30-3/4"
(769 x 400 x 780mm)

Features and Innovations

- 5 Year Warranty
- EverClean™ Surface
- Right Height
- Toilet Performance - Best - MAP Score between 800-1000g
- Toilet Shape - Elongated
- Water Efficient
- WaterSense® Certified

Buy Now



Product: 7381203-200.0070A
Dual Flush Push Button,Top Mount \$25.00 Each

Qty

Videos

