

FRIGIDAIRE GALLERY

FGGC3645QS

Frigidaire Gallery 36"
Gas Cooktop



AVAILABLE COLORS



Black

SIGNATURE FEATURES



Angled Front Controls

Easy to use angled front controls



Continuous corner-to-corner grates

Move Heavy Pots & Pans without

MORE EASY-TO-USE FEATURES

Seamless Recessed Burners
Easy to Clean with seamless
recessed burners.

Low Simmer Burner
Perfect for delicate foods and
sauces.

Approved Over Frigidaire®
Electric Wall Ovens
Cooktops are approved for
installation above any of our Single
Electric Wall Ovens.

Express-Select® Controls
Easily go from warm to boil.

Power Burner
Power Burner offers more power and
faster boil time



FGGC3645QS

Frigidaire Gallery 36" Gas Cooktop

General Specifications

Product Weight	56.05 lbs
Prop 65 Label	Yes
Warranty - Labor	1 Year
Warranty - Parts	1 Year
Power Type	Gas
Size	36"
Installation Type	Drop-In
Collection	Frigidaire Gallery

Controls

Sabbath Mode	No
--------------	----

Exterior

Knob Color	Stainless Steel
------------	-----------------

Dimensions and Volume

Height	5"
Width	36"
Depth	21 3/4"

Electrical Specifications

Minimum Circuit Required	5 Amps
Voltage Rating	120 V

Certifications and Approvals

ADA Compliant	Yes
CSA Listed	Yes

Display

Control Location	Front
------------------	-------

Installation

Gas Supply Connection Location	Right Center
Installed Over a Wall Oven	Yes
LP Conversion Kit Included	Yes
Power Supply Connection Location	Right Center

Cooktop Performance

Right Front Element Burner	12,000 BTU
Right Rear Element Burner	5,000 BTU
Left Front Element Burner	9,500 BTU
Left Rear Element Burner	9,500 BTU
Center Element Burner	18,000 BTU

Cooktop

Grate Finish	Matte Black
Grate Material	Cast Iron
Grate Quantity	3
Grate Style	Continuous



FRIGIDAIRE SINGLE WALL OVEN

30" ELECTRIC

FRIGIDAIRE GALLERY

FEATURES

Control/Timing System	Express-Select® Controls
Window	Extra-Large
Exterior Door Finish	Smudge-Proof® Stainless Steel (F), Smudge-Proof® Black Stainless (D)
Handle Design	Stainless Steel (F), Black Stainless (D)
Oven Cleaning System	Self-Clean w/ Steam Clean Option

OVEN CONTROLS

Bake/Broil	Yes / Variable (400 - 550 °F)
Effortless™ Convection Conversion	Yes
Convection Bake / Broil / Roast	Yes / Yes / Yes
Oven Preheat	Quick
My Favorite	
Slow Cook	
Effortless™ Temperature Probe	Yes
Keep Warm	Yes
Add-a-Minute	Yes
Delay Start	Yes
Self-Clean / Clean Options	Yes/2, 3 4 Hours
Steam Clean	Yes
Delay Clean	Yes
Kitchen Timer	Yes
Timed Cook Option	Yes
Control Lock	Yes
Auto Oven Shut-Off	Yes
Oven Lock-Out	Yes

OVEN FEATURES

Capacity (Cu.Ft.)	5.1
Convection System	True Convection
Oven Light	2 Halogen
Hidden Bake Element	Yes
Rack Configuration	2 Heavy Duty, 1 Offset Rack
Baking System	Even Baking Technology
Broiling System	Power Broil
Bake / Broil Element (Watts)	2,200 / 4,000

OPTIONAL ACCESSORIES

3"-High Bottom Trim - Black	(D) PN# 5304520624
Stainless (D) / Stainless Steel (F)	(F) PN # 5304520627
10'-Long Armored Power Cable	PN # 903056-9010

CERTIFICATIONS

A.D.A. Compliant ¹	Yes
Star-K® Certified (Sabbath Mode)	Yes

SPECIFICATIONS

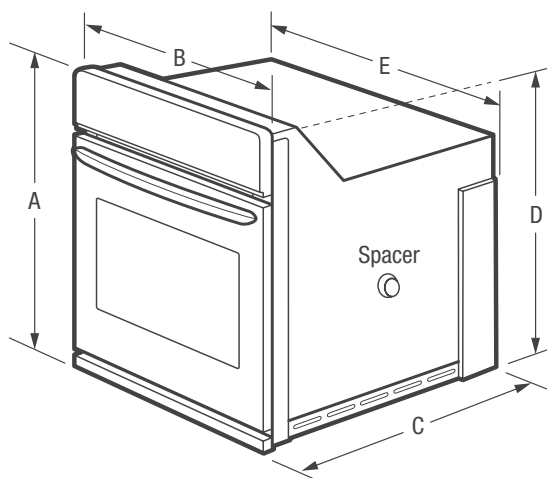
Oven Interior (H x W x D)	18 5/8" x 24 1/8" x 19 1/2"
Power Supply Connection Location	Left Bottom Rear
Voltage Rating	240V / 208V / 60Hz
Connected Load (kW Rating) @ 240 / 208 Volts ²	4.5 / 3.4
Amps @ 240 / 208 Volts	18.8 / 16.3
Minimum Circuit Required (Amps)	20
Approved for Under-Counter Installation	Yes
Shipping Weight (Approx.)	145 Lbs.

PRODUCT DIMENSIONS

A - Height (Max.)	29"
B - Width	30"
C - Depth (Incl. Handle)	27 1/8"
D - Height (Wrapper)	27 3/16"
E - Width (Wrapper)	24-5/8"
Depth with Door Open 90°	45 3/4"

CABINET CUTOUT DIMENSIONS

Height (Min.) / (Max.)	27 1/4" / 28 5/8"
Width (Min.) / (Max.)	28 1/8" / 29"
Depth (Min.)	24"



¹ When properly installed, this model is A.D.A.-qualified based on the United States Access Board's A.D.A./A.B.A. Accessibility Guidelines and the Department of Justice's 2010 A.D.A. Standards for Accessible Design.

² Single phase 3- or 4-wire cable, 120 / 240 or 120 / 208 Volt, 60 Hertz AC only electrical supply with ground required on separate circuit fused on both sides of line.

Note: For planning purposes only. Always consult local and national electric, gas and plumbing codes. Refer to Product Installation Guide for detailed installation instructions on the web at frigidaire.com / frigidaire.ca.

Specifications subject to change. Accessories information available on the web at frigidaire.com / frigidaire.ca

FRIGIDAIRE

USA • 10200 David Taylor Drive • Charlotte, NC 28262 • 1-800-FRIGIDAIRE • frigidaire.com
CANADA • 5855 Terry Fox Way • Mississauga, ON L5V 3E4 • 1-800-265-8352 • frigidaire.ca

FGEW3066 03/19

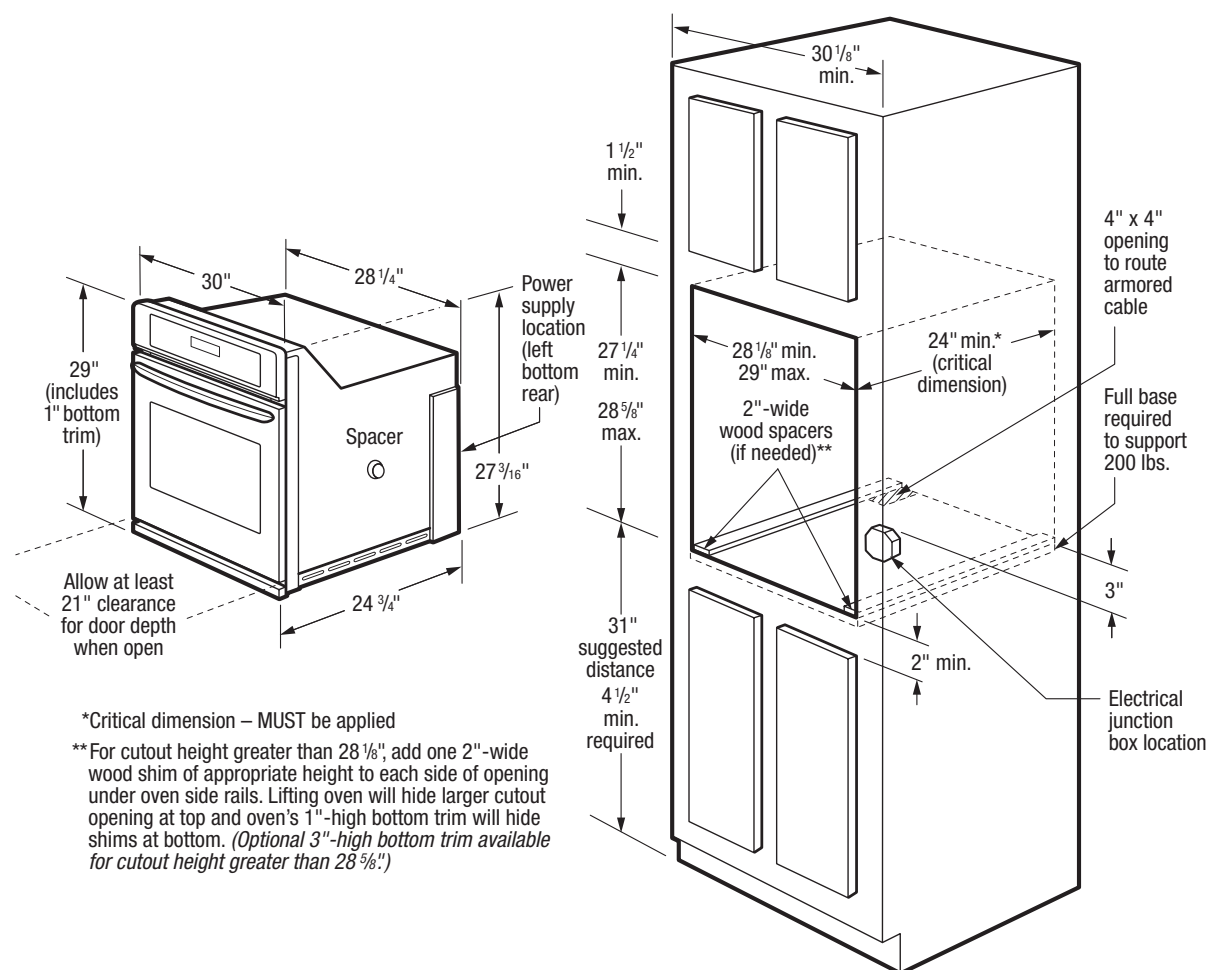
© 2019 Electrolux Home Products, Inc.

FGEW3066U D/F

SINGLE WALL OVEN

30" ELECTRIC

FRIGIDAIRE
GALLERY



INSTALLATION SPECIFICATIONS

- Product Shipping Weight (approx.) – 145 Lbs.
- Single phase 3- or 4-wire cable, 120 / 240 or 120 / 208 Volt, 60 Hertz AC only electrical supply with ground required on separate circuit fused on both sides of line.
- Connected Load (kW Rating) @ 240 / 208 Volts = 4.5 / 3.4 kW
- Amps @ 240 / 208 Volts = 18.8 / 16.3 Amps
- Recommended Circuit Breaker – 20 Amps
- Always consult local and national electric codes.
- Minimum 21" clearance for oven door depth when open.
- Suggested distance from floor is 31". Minimum required distance is 4-1/2".
- Minimum 24" deep cutout dimension is critical for proper installation, to ensure that oven's faceplate will fit flush against cabinet front.
- To adapt oven to fit cutout height greater than 28-1/8", add one 2"-wide wood shim of appropriate height to each side of opening under oven side rails. Lifting oven will hide larger cutout opening at top and oven's 1"-high bottom trim will hide shims at bottom. (Standard 1"-High Bottom Trim included.)
- To adapt oven to fit cutout height greater than 28-5/8", optional 3"-High Bottom Trim available.
- Full oven base of solid plywood or similar material required, capable of supporting 200 Lbs.
- Base must be level and cabinet front must be square.
- Single Wall Ovens are NOT approved to be used in stackable or side-by-side installation.
- Single Wall Ovens are approved to be used alone in under-counter installation or beneath any approved Frigidaire® gas or electric cooktop. (Refer to Gas or Electric Cooktop Installation Over 30" / 27" Electric Single Wall Oven Specifications pages on web.)
- Single Wall Ovens are approved to be used in combination with any Frigidaire® Warmer Drawer. (Refer to model-specific Warmer Drawer product page for Combination Installation Specifications.)
- Single Wall Ovens are approved to be used in combination with any Frigidaire® Built-In Microwave Oven.

OPTIONAL ACCESSORIES

- 3"-High Black Stainless Steel Bottom Trim – (PN # 5304520624).
- 3"-High Stainless Steel Bottom Trim – (PN # 5304520627).
- 10'-Long Armored Power Cable – (PN # 903056-9010).



FRIGIDAIRE

USA • 10200 David Taylor Drive • Charlotte, NC 28262 • 1-800-FRIGIDAIRE • frigidaire.com
CANADA • 5855 Terry Fox Way • Mississauga, ON L5V 3E4 • 1-800-265-8352 • frigidaire.ca

Note: For planning purposes only. Always consult local and national electric, gas and plumbing codes. Refer to Product Installation Guide for detailed installation instructions on the web at frigidaire.com / frigidaire.ca.
Specifications subject to change. Accessories information available on the web at frigidaire.com / frigidaire.ca

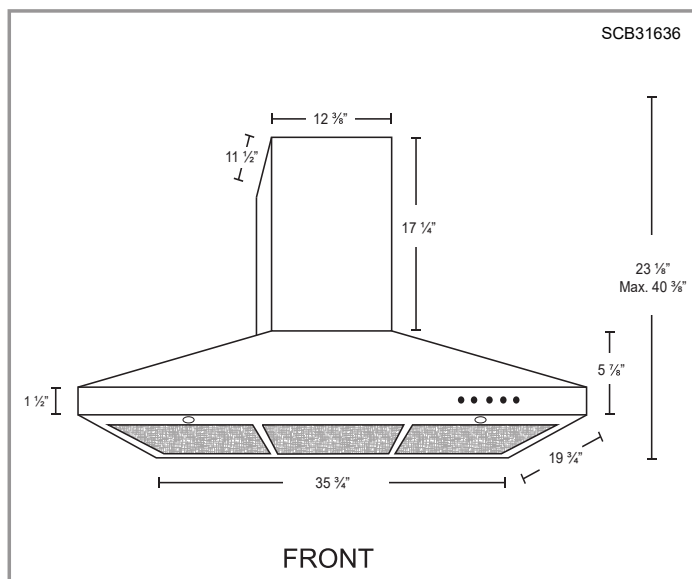
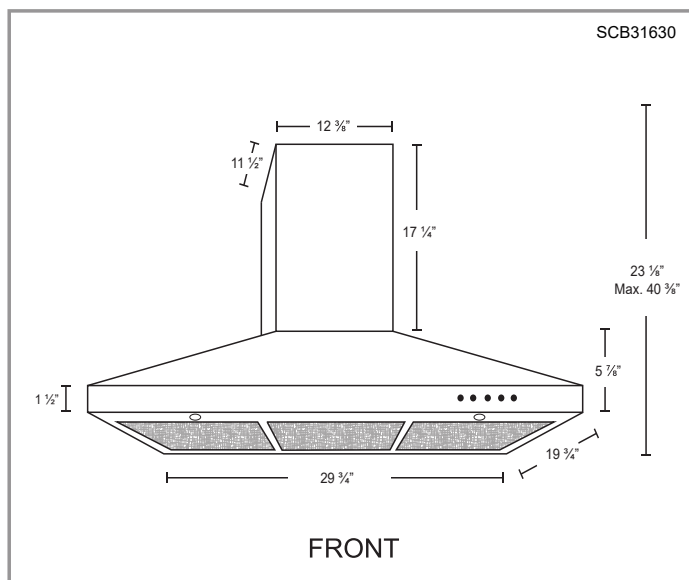
FGEW3066 03/19
© 2019 Electrolux Home Products, Inc.

SCB316 | ALITO Collection

Cyclone[®]
Breathe Better

Features

- Wall mount range hood
- 6" round duct adapter
- Non-stick aluminum fan blades
- 3 speed push button control
- 2 LED lights (2 x 1.4W, 4000K)
- Quick release stainless steel baffle filters
- Standard chimney fits up to 9 ft. ceiling
- Plug-in connection



Options

- Finishes: Stainless Steel, Matte Black
- Chimney Flues:
 - B3.CH16 - short (7'-8' ceilings)
 - B3.CH22 - standard (8'-9' ceilings)
 - B3.CH32 - extended (9'-11' ceilings)
- Widths: 30", 36"



Specifications

- | | | |
|--|--|---|
| <ul style="list-style-type: none"> ▪ Air Flow Volume: 300 CFM ▪ Electrical Connection: 120 V/60 Hz ▪ Power Consumption: 300 Watts | <ul style="list-style-type: none"> ▪ Current: 2.5 Amps ▪ Fan Speed: 1350 RPM ▪ Fan Type: Centrifugal Blower | <ul style="list-style-type: none"> ▪ Finishes: Stainless Steel, Matte Black ▪ Ducting: 6" Round ▪ Noise Level: Min. 2 Sones
Max. 4 Sones |
|--|--|---|

