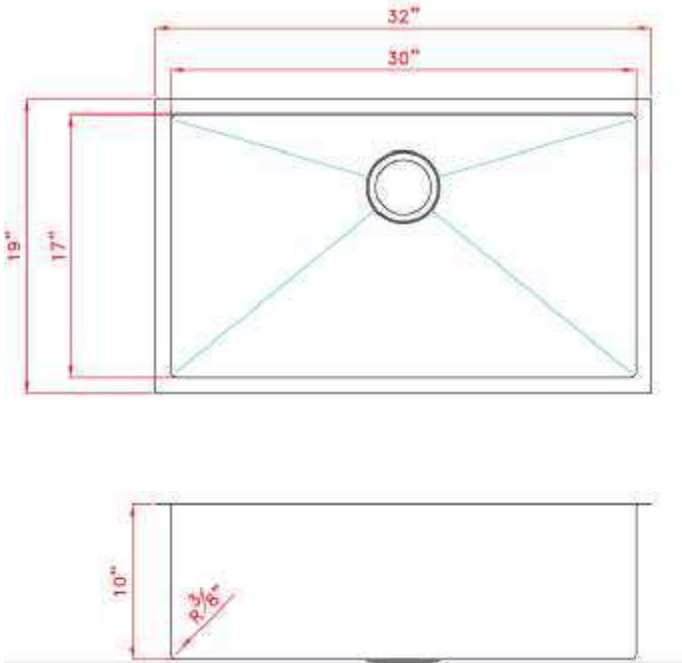


Product Specification Sheet

B926 Undermount Sink with 15mil Radius Corners



Colour Finish
Stainless Steel

Model No.
B926

- Description**
- Single Bowl Undermount Sink with 15mil radius corners
 - Outside dimensions: 32" x 19" x 10"
 - Minimum Cabinet Size: 33"
 - Stainless Steel Single Bowl Sink
 - 16 Gauge Type 304 Stainless Steel
 - Stone Guard undercoating over rubber pad
 - 3 1/2" drain opening
 - Supplied with installation clip, template and strainer
 - cUPC certified

Available accessories

- BG926 - Stainless Steel Grid
- Colander Strainer - Stainless Steel
- Zero Radius Basket
- Drying Rack



MAIN LOCATION


BRISTOL SINKS
56 Firestone Blvd
London, Ontario
N5W 6E6

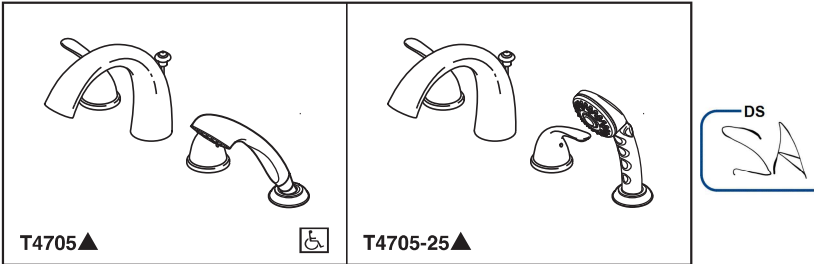
WESTERN LOCATION

BRISTOL SINKS
964 72nd Avenue NE
Calgary, Alberta
T2E 8V9

CONTACT

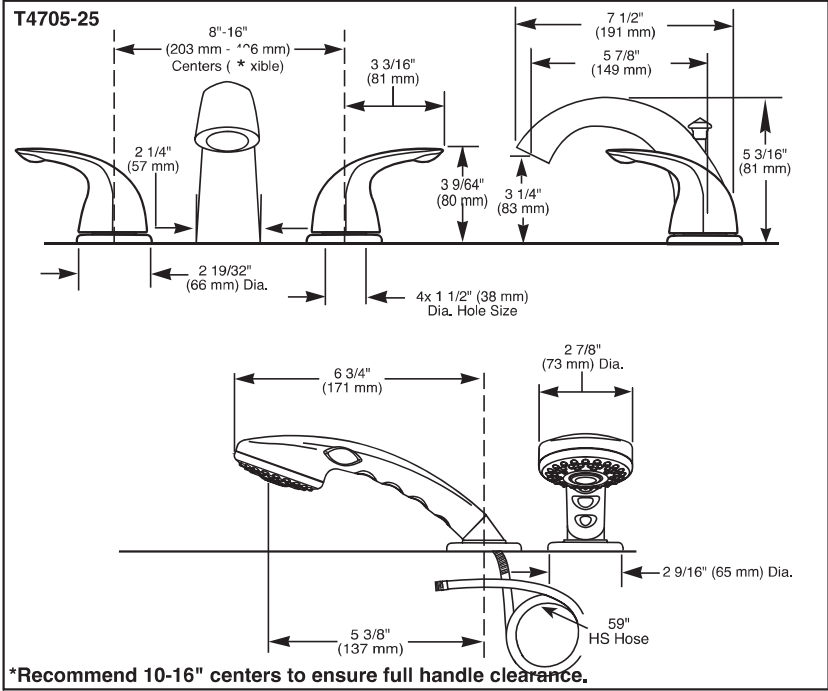
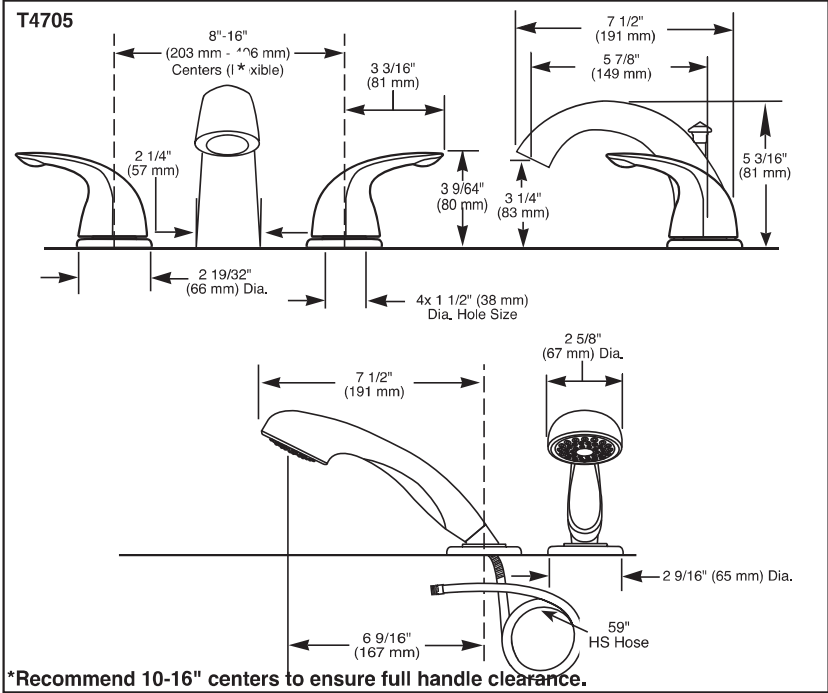
Tel: 1 (800) 930-0214
Fax: 1 (866) 310-7580
Email: sales@bristolsinks.com





Submitted Model No.: _____

Specific Features: _____



▲ Designate proper finish suffix

Delta reserves the right (1) to make changes in specifications and materials, and (2) to change or discontinue models, both without notice or obligation. Dimensions are for reference only. See current full-line price book or www.deltafaucet.com for finish options and product availability.

DSP-B-T4705 Rev. E



see what Delta can do™

ROMAN TUB/WHIRLPOOL FAUCET TRIM

- Classic Collection
- Four Hole Installation (T4705 Series)

STANDARD SPECIFICATIONS:


- T4705 models flow 1.75 gpm @ 80 psi, 6.6 L/min @ 550 kPa through handshower
- T4705-25 models flow 2.5 gpm @ 80 psi, 9.5 L/min @ 550 kPa through handshower
- Trim only for two handle Roman Tub faucet for concealed mounting
- Temperature and volume controlled with handles
- Rough-In kit must also be ordered to complete installation
 - R4707 for four hole
 - R2700 or R2707 for three hole
 - RP23601 for three hole 10" fixed installation
- There are separate specification sheets on each rough-in kit if more details are required
- Handshower includes double check valves for backflow prevention

WARRANTY

- Lifetime limited warranty on parts (other than electronic parts and batteries) and finishes: or, for commercial users, for 5 years from date of purchase.
- 5 year limited warranty on electronic parts (other than batteries); or, for commercial users, for 1 year from the date of purchase. No warranty is provided on batteries.



COMPLETE VALVE COMPLIES WITH:

- ASME A112.18.1 / CSA B125.1
-  Indicates compliance to ICC/ANSI A117.1 - Valve control only
- EPA WaterSense® - Applies to handshower only - RP46683* (T4705)

Delta Faucet Company
55 E. 111th Street, Indianapolis, IN 46280
350 South Edgeware Road, St. Thomas, ON N5P 4L1
© 2017 Delta Faucet Company



Monitor 14 Series Contemporary Square Shower Kit

MODEL#: DF-TKIT2-PBS

Finish: **Chrome**



- Monitor 14 Series valve-only trim with integrated diverter
- Single function Touch-Clean shower head
- Single setting H2Okinetic hand shower with slide bar and hose
- Shower arm and flange included
- Order MultiChoice Universal rough separately

