

# DVE45R6300V

SAMSUNG

## Samsung Smart Front Load Electric Dryer with Steam Sanitize+

7.5 cu. ft. Capacity DOE



### Signature Features

#### Bixby Enabled

- Wi-Fi connected so you can remotely start or stop your cycle, schedule laundry on your time, receive end of cycle alerts, and more right from your smartphone.<sup>1</sup>

#### Steam Sanitize+

- The Steam Sanitize+ cycle removes 99.9% of germs and bacteria, over 95% of pollen, and kills 100% of dust mites<sup>2</sup>. Multi-Steam Technology steams away wrinkles, odors, and static.

#### Sensor Dry

- Automatically optimizes the time and temperature of your drying cycle to protect your clothes from heat damage, while avoiding excess energy use.

### Available Colors

-  Fingerprint Resistant Black Stainless Steel (shown)
-  Champagne
-  White




Bixby Enabled 



Steam Sanitize+

### Features

- Bixby Enabled 
- Steam Sanitize+
- Sensor Dry
- Vent Sensor
- Interior Drum Light
- 12 Preset Drying Cycles
- 10 Additional Drying Options
- 5 Temperature Levels
- 4-Way Venting
- Dual Heaters
- Reversible Crystal Blue Door
- LED Display: Ice Blue

### Convenience

- Child Lock
- Lint Filter Indicator



ADA Compliant<sup>3</sup>

### Rating



ENERGY STAR®-rated  
607 kWh/yr

<sup>1</sup>The Samsung SmartThings application is required and is available on Android and iOS devices. A Wi-Fi connection is required. User will be solely responsible for any consequence(s) that may result, including but not limited to any damage or harm caused by incorrect information provided by the user. Only monitoring is allowed for Gas dryer for safety reasons.

<sup>2</sup>Based on internal testing and independently verified by Intertek. Individual results may vary.

<sup>3</sup>ADA Compliant when using a Samsung 27" wide riser (WE272NV or WE272NW).

DVE45R6300V

SAMSUNG

Samsung Smart Front Load Electric Dryer with Steam Sanitize+

7.5 cu. ft. Capacity DOE

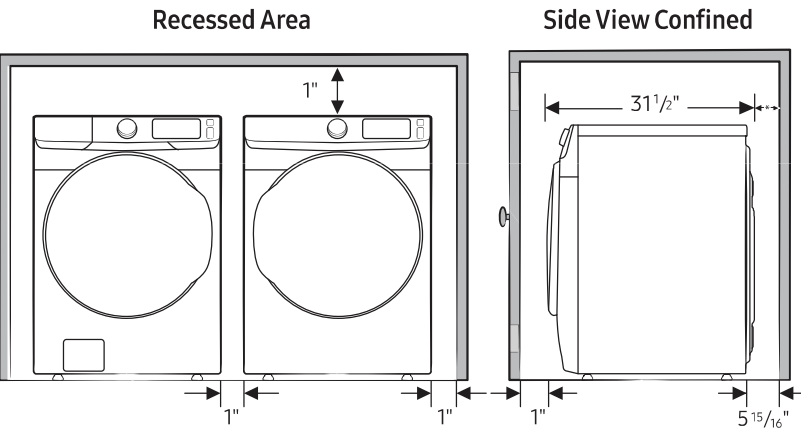
Installation Specifications

If the washer and dryer are installed together or the dryer alone, the closet front must have two unobstructed air openings for a combined minimum total area of 72-inch<sup>2</sup> (see stacked build below). Your washer alone does not require a specific air opening.

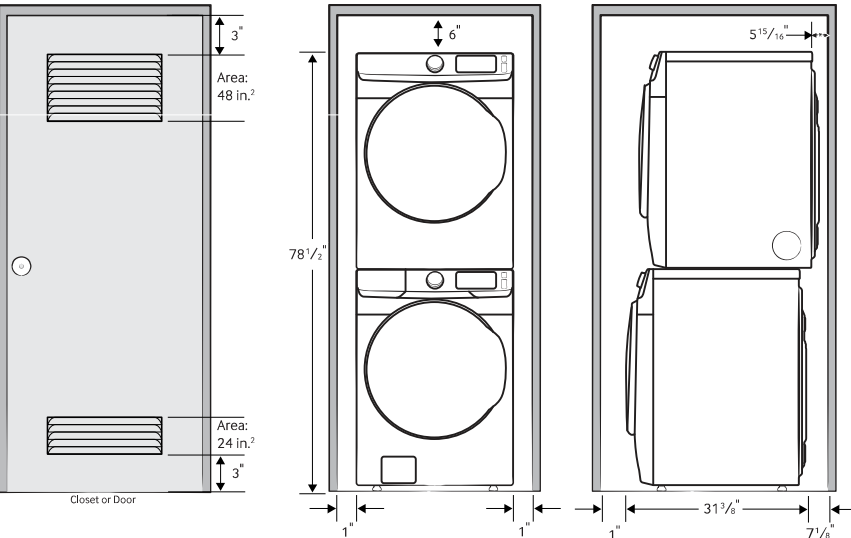
\*Required spacing (External exhaust elbow may require additional space.)

1. Alcove or closet installation

Minimum Clearance for Closet and Alcove Installations:

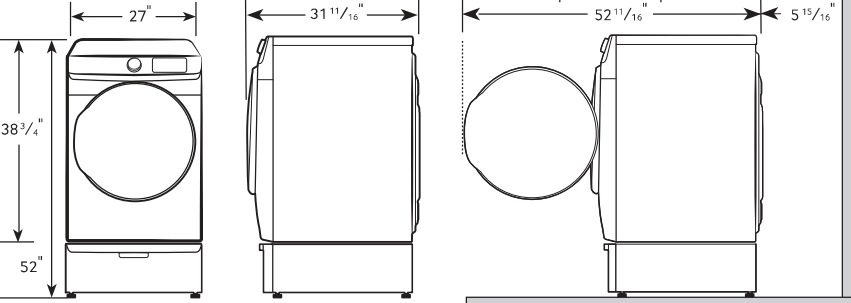


2. With stacked washer and dryer



Dimensions

Required Dimensions for Installation with Pedestal:



4-Way Venting

12 Preset Drying Cycles:

Refresh, Steam Sanitize+, Normal, Heavy Duty, Permanent Press, Active Wear, Bedding, Delicates, Time Dry, Air Fluff, Quick Dry, Downloaded

10 Additional Drying Options:

Damp Alert, Wrinkle Prevent, Smart Control, Adjust Time (Up), Adjust Time (Down), Eco Dry, Drum Light, Child Lock, Smart Care, Alarm Off

5 Temperature Levels:

High, Medium High, Medium, Medium Low, Low

5 Dry Levels:

More Dry, Normal-More Dry, Normal Dry, Normal-Less Dry, Less Dry

Warranty

One (1) Year Parts and Labor

Product Dimensions & Weight (WxHxD)

Dimensions: 27" x 38<sup>3</sup>/<sub>4</sub>" x 31<sup>1</sup>/<sub>2</sub>"

Weight: 123 lbs

Shipping Dimensions & Weight (WxHxD)

Dimensions: 29<sup>3</sup>/<sub>8</sub>" x 42<sup>9</sup>/<sub>16</sub>" x 33<sup>1</sup>/<sub>2</sub>"

Weight: 130 lbs

| Electric                                    | Model #     | UPC Code     |
|---|-------------|--------------|
| Fingerprint Resistant Black Stainless Steel | DVE45R6300V | 88727630046  |
| Champagne White                             | DVE45R6300C | 887276331631 |
|   | DVE45R6300W | 88727630047  |
| Gas   |             |              |
| Fingerprint Resistant Black Stainless Steel | DVG45R6300V | 88727630050  |
| Champagne White                             | DVG45R6300C | 88727633164  |
|   | DVG45R6300W | 88727630051  |
| Matching Washer                             |             |              |
| Fingerprint Resistant Black Stainless Steel | WF45R6300AV | 88727629948  |
| Champagne White                             | WF45R6300AC | 887276331461 |
|   | WF45R6300AW | 88727629949  |

| Pedestal                                    |         |              |
|---|---------|--------------|
| Fingerprint Resistant Black Stainless Steel | WE402NV | 887276310141 |
| Champagne White                             | WE402NC | 887276310121 |
|   | WE402NW | 887276310152 |

| Accessories  |        |              |
|--------------|--------|--------------|
| Stacking Kit | SKK-8K | 88727634403  |
| Vent Kit     | DV-2A  | 887276146416 |

Actual color may vary. Design, specifications, and color availability are subject to change without notice. Non-metric weights and measurements are approximate.

©2019 Samsung Electronics America, Inc. 85 Challenger Road, Ridgefield Park, NJ 07660. Tel: 800-SAMSUNG. samsung.com. Samsung is a registered trademark of Samsung Electronics Co. Ltd.

# WF45R6300AV

## SAMSUNG

### Samsung Smart Front Load Washer with Super Speed

4.5 cu. ft. Capacity DOE



#### Signature Features

##### Super Speed

- Uses advanced cleaning technologies to wash a full load of laundry in just 30 minutes<sup>1</sup>, without sacrificing cleaning performance.

##### Bixby Enabled

- Wi-Fi connected so you can remotely start or stop your cycle, schedule laundry on your time, receive end of cycle alerts, and more right from your smartphone.<sup>2</sup>

##### Steam

- Powerful stain removal without pretreatment, while still gentle on your clothing.

#### Available Colors

-  Fingerprint Resistant Black Stainless Steel (shown)
-  Champagne
-  White




Bixby Enabled 



Steam

#### Features

- Bixby Enabled 
- Super Speed
- Steam
- VRT Plus™ Technology
- Swirl+ Drum Design
- Self Clean+
- Closet-Depth Fit<sup>3</sup>
- Stackability
- Internal Water Heater
- 1200 RPM Maximum Spin Speed
- Direct Drive Motor
- 12 Preset Washing Cycles
- 9 Additional Washing Options

- 5 Temperature Levels
- Crystal Blue Door
- LED Display: Ice Blue
- 24-Hour Delay End

#### Convenience

- Child Lock
- Delay End
- Dispenser Trays: Main Wash, Softener, Bleach



#### Rating



ENERGY STAR®-rated  
CEE Tier 2  
IMEF = 2.92  
IWF = 2.9

<sup>1</sup>Based on using Super Speed on a normal cycle with an 8lb load.

<sup>2</sup> The Samsung SmartThings application is required and is available on Android and iOS devices. A Wi-Fi connection is required. User will be solely responsible for any consequence(s) that may result, including but not limited to any damage or harm caused by incorrect information provided by the user.

<sup>3</sup>Designed to fit a 40" installation depth.

<sup>4</sup>ADA Compliant when using a Samsung 27" wide riser (WE272NV or WE272NW).

WF45R6300AV

SAMSUNG

Samsung Smart Front Load Washer with Super Speed

4.5 cu. ft. Capacity DOE

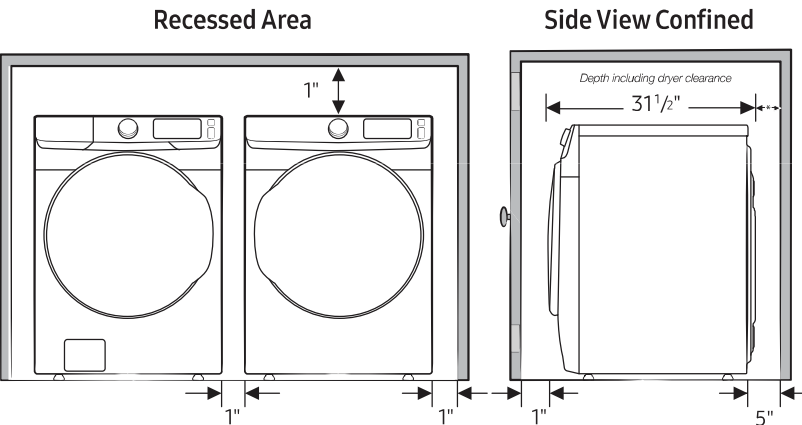
Installation Specifications

If the washer and dryer are installed together or the dryer alone, the closet front must have two unobstructed air openings for a combined minimum total area of 72-inch<sup>2</sup> (see stacked build below). Your washer alone does not require a specific air opening.

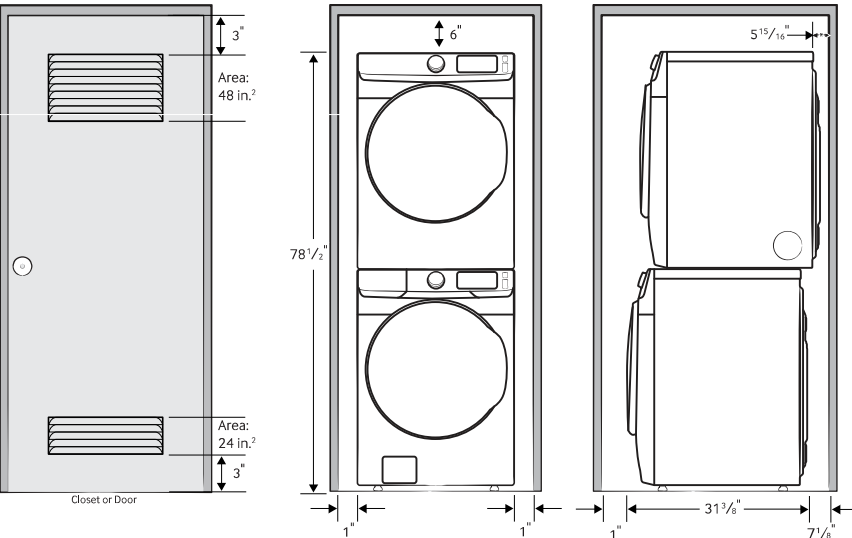
\*Required spacing (External exhaust elbow may require additional space.)

1. Alcove or closet installation

Minimum Clearance for Closet and Alcove Installations:

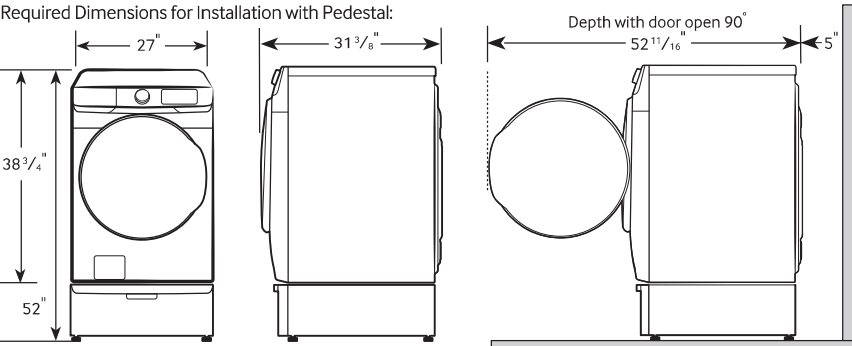


2. With stacked washer and dryer



Dimensions

Required Dimensions for Installation with Pedestal:



Actual color may vary. Design, specifications, and color availability are subject to change without notice. Non-metric weights and measurements are approximate.

©2019 Samsung Electronics America, Inc., 85 Challenger Road, Ridgefield Park, NJ 07660. Tel: 800-SAMSUNG. samsung.com. Samsung is a registered trademark of Samsung Electronics Co., Ltd.

12 Preset Washing Cycles:

Normal, Heavy Duty, Bedding, Quick Wash, Permanent Press, Delicates, Whites, Sanitize, Activewear, Rinse and Spin, Self Clean+, Downloaded

9 Additional Washing Options:

Presoak, Steam, Delay End, Smart Control, Super Speed, Alarm Off, Child Lock, Smart Care, Spin Only

5 Temperature Levels:

Hot, Warmer, Warm, Cool, Cold

5 Spin Speeds:

High, Medium High, Medium, Low, No Spin

5 Soil Levels:

Heavy, Medium Heavy, Normal, Medium Low, Light

Dispenser Trays:

Main Wash, Softener, Bleach

Warranty

One (1) Year Parts and Labor  
Three (3) Years Stainless Steel Drum (Part Only)  
Ten (10) Years Direct Drive Motor (Part Only)

Product Dimensions & Weight (WxHxD)

Dimensions: 27" x 38 <sup>3</sup>/<sub>4</sub>" x 31 <sup>3</sup>/<sub>8</sub>"  
Weight: 201 lbs

Shipping Dimensions & Weight (WxHxD)

Dimensions: 29 <sup>3</sup>/<sub>8</sub>" x 42 <sup>3</sup>/<sub>8</sub>" x 34 <sup>1</sup>/<sub>8</sub>"  
Weight: 205 lbs

| Color                                       | Model #     | UPC Code     |
|---|-------------|--------------|
| Fingerprint Resistant Black Stainless Steel | WF45R6300AV | 887276299488 |
| Champagne                                   | WF45R6300AC | 887276331461 |
| White                                       | WF45R6300AW | 887276299495 |

Matching Dryer (Electric/Gas)

|   |             |              |
|---|-------------|--------------|
| Fingerprint Resistant Black Stainless Steel | DVE45R6300V | 887276300467 |
| Champagne                                   | DVE45R6300C | 887276331638 |
| White                                       | DVE45R6300W | 887276300474 |

|   |             |              |
|---|-------------|--------------|
| Fingerprint Resistant Black Stainless Steel | DVG45R6300V | 887276300504 |
| Champagne                                   | DVG45R6300C | 887276331645 |
| White                                       | DVG45R6300W | 887276300511 |

Pedestal

|   |         |              |
|---|---------|--------------|
| Fingerprint Resistant Black Stainless Steel | WE402NV | 887276310145 |
| Champagne                                   | WE402NC | 887276310121 |
| White                                       | WE402NW | 887276310152 |

Accessories

|              |        |              |
|--------------|--------|--------------|
| Stacking Kit | SKK-8K | 887276344034 |
|--------------|--------|--------------|