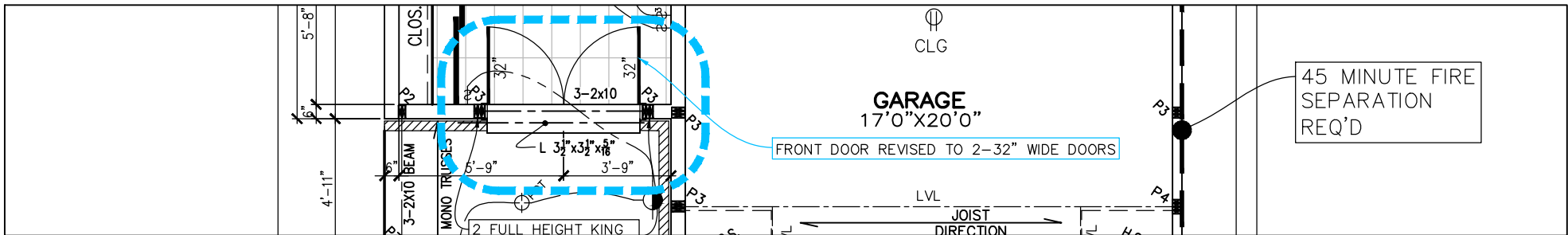
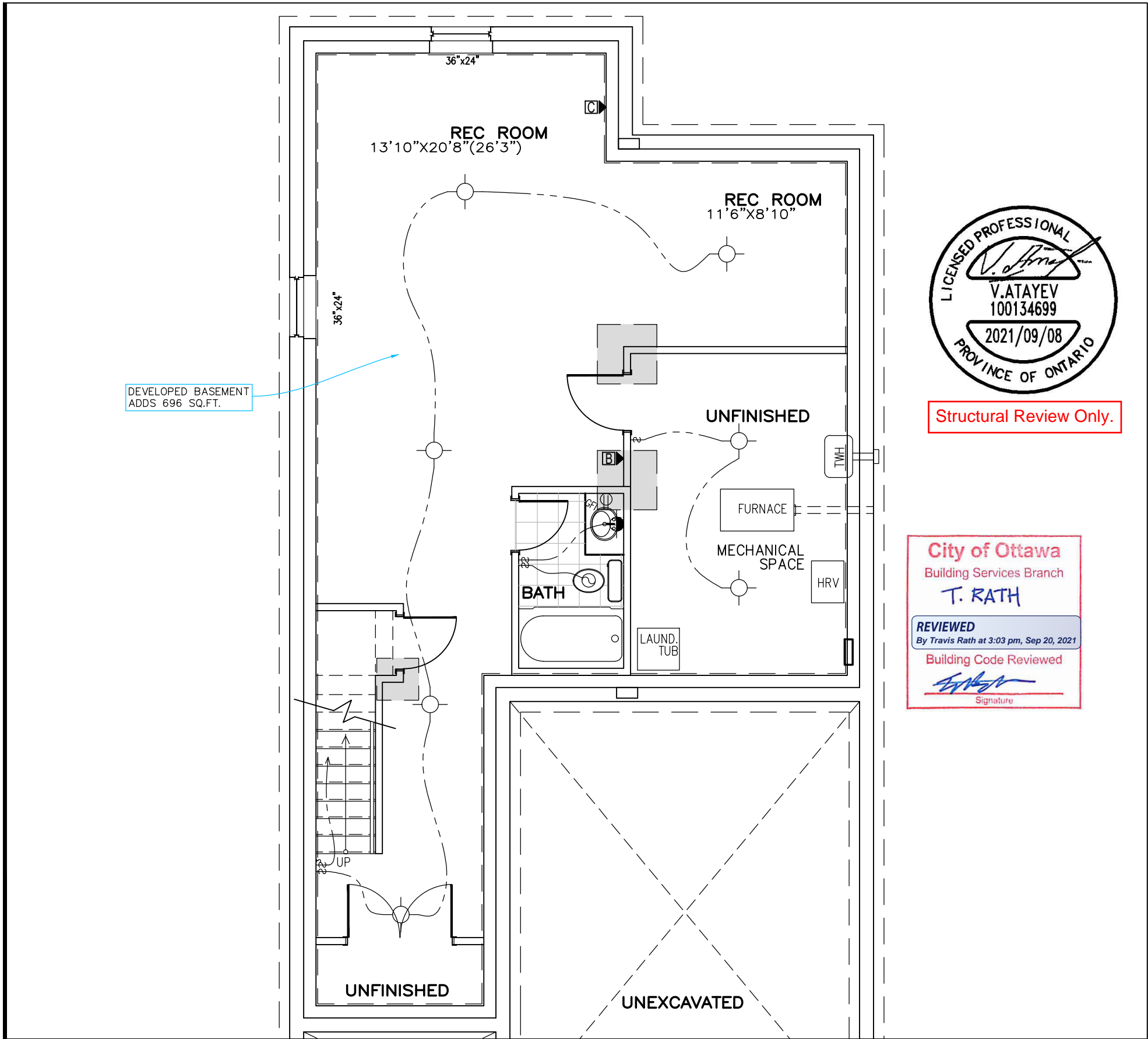


1 PARTIAL MAIN FLOOR PLAN  
1 scale: 3/16"=1'-0"



2 PARTIAL MAIN FLOOR PLAN  
1 scale: 3/16"=1'-0"

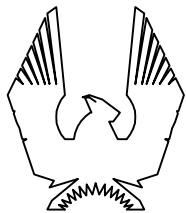
PLANS TO BE READ WITH MASTER FOOTPRINTED PLANS



3 PARTIAL FOUNDATION PLAN  
1 scale: 3/16"=1'-0"



Structural Review Only.



PHOENIX HOMES

MELBOURNE 'D' - 2016

SITE: PATHWAYS

LOT NUMBER:

CIVIC ADDRESS:  
278 GINEBIK WAY

314

No.	Description	dd/mm/yy	By
3	PATIO SLIDER POST & HEADER SIZE ADDED	08/09/21	CB
2	ENGINEER MARKUPS APPLIED	16/08/21	CB
1	DBL ENTRY DOOR, 8' PATIO SLIDER, & DEV. BSMT	05/08/21	CB
REVISIONS			

footprint: 35-15  
drawn by: SP  
date: FEB 12/16  
scale: 3/16"=1'-0"

sheet no:

1

1