

36" Counter-Depth 3-Door Refrigerator

800 Series – Stainless Steel B36CT80SNS



BOSCH
Invented for life



B36CT80SNS
Stainless Steel

Also available in:
Black Stainless Steel
B36CT80SNB

Introducing the revolutionary, new FarmFresh System™, with four freshness technologies designed to work together to keep your food fresher, longer. Enjoy less food waste, new innovative features and more thoughtful design.

Features & Benefits

VitaFreshPro™ provides pre-programmed freshness settings to optimize temperature and humidity to keep meat, fish, and produce fresher, longer.

Interior Water Dispenser is thoughtfully placed inside for refreshing water at the touch of a button or a push of a nozzle.

FlexBar™ utilizes typically unused space in the upper refrigerator cavity.

General Properties	
Full 72" height and true counter depth for built-in appearance	Yes
Lighting	Recessed LED light bars
Number of compressors/evaporators	2 / 2
Defrost process refrigerator section	Frost-free
Number of shelves – refrigerator	5
Adjustable shelves – refrigerator	4 half-width
Shelf material – refrigerator	Tempered glass
Type of shelves – refrigerator	Frameless split shelves with metal trim
Flexible storage bar	FlexBar™
Gallon storage bins	3
Humidity control compartments	2
Full width temp. & humidity controlled drawer	VitaFreshPro™
Ice maker	Yes
Water filter	UltraClarityPro™
Internal water dispenser	Yes
Touch control panel	Yes
AirFresh® filter	Yes
FreshProtect™ ethylene filter	Yes
MultiAirFlow™	Yes
Stainless steel back wall	Yes
Defrost process freezer section	Automatic
Number of drawers – freezer	3
Wi-Fi enabled	Yes, Home Connect™ app

Capacity	
Total capacity (cu. ft.)	20.8
Refrigerator capacity (cu. ft.)	14.8
Freezer capacity (cu. ft.)	6
Technical Details	
Current (A)	15 A
Volts (V)	115 V
Frequency (Hz)	60 Hz
Power cord length (in.)	91
Plug type	120V-3 prong
Dimensions & Weight	
Appliance dimensions with hinges, handles and doors (H x W x D) (in.)	72"* x 35 5/8" x 31 1/8"
Appliance dimensions without hinges and doors (H x W x D) (in.)	71 1/2" x 35 5/8" x 24"***
Appliance dimensions with hinges and doors, no handles (H x W x D) (in.)	72"* x 35 5/8" x 28 3/4"
Required cutout size (H x W x D) (in.)	72" x 36" x 25"
Net weight (lbs)	350 lbs
Efficiency	
Energy consumption (kWh/yr)	570
ENERGY STAR® qualified	Yes – Tier 1
Accessories	
UltraClarityPro™ Water Filter: BORPLFTR50 FreshProtect™ Ethylene Filter Kit: BOETHSCV10 FreshProtect™ Ethylene Filter Refill: BOFRSRF FlexBar™ Bottle Holder: BOFLEXBOTL FlexBar™ Deep Shelf: BOFLEXLGSH FlexBar™ Shallow Shelf: BOFLEXSMH FlexBar™ Egg Tray: BOFLEXEGG	



*When leveling legs are fully extended, add 5/8" to overall height, total 72 5/8".

**The cutout depth of 25" includes the required 1" airflow. The electrical covers on the back of unit do not require additional depth.

Accessories: To purchase Bosch accessories, cleaners & parts please visit www.bosch-home.com/us/store or call 1-800-944-2904 (Mon to Fri 5 am to 6 pm PST, Sat 6 am to 3 pm PST).

Notes: All height, width and depth dimensions are shown in inches. BSH reserves the absolute and unrestricted right to change product materials and specifications, at any time, without notice. Consult the product's installation instructions for final dimensional data and other details prior to making cutout.

Warranties: Please see Use & Care manual or Bosch website for statement of limited warranty.

For more information on our entire line of products, go to www.bosch-home.com/us or call 1-800-944-2904

© BSH Home Appliances Corporation. All rights reserved. Bosch is a registered trademark of Robert Bosch GmbH.

36" Counter-Depth 3-Door Refrigerator

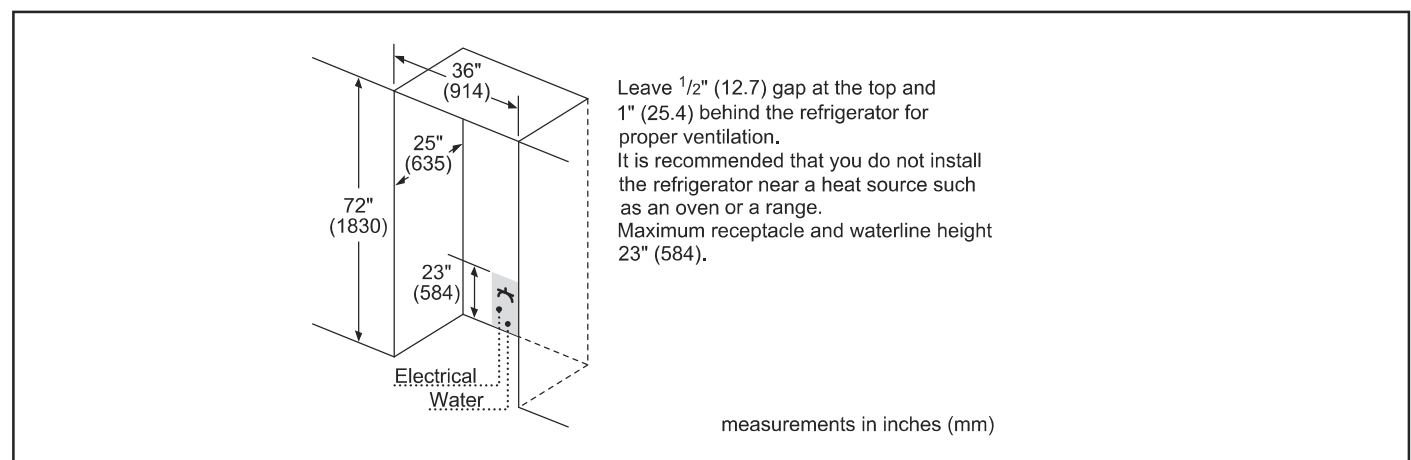
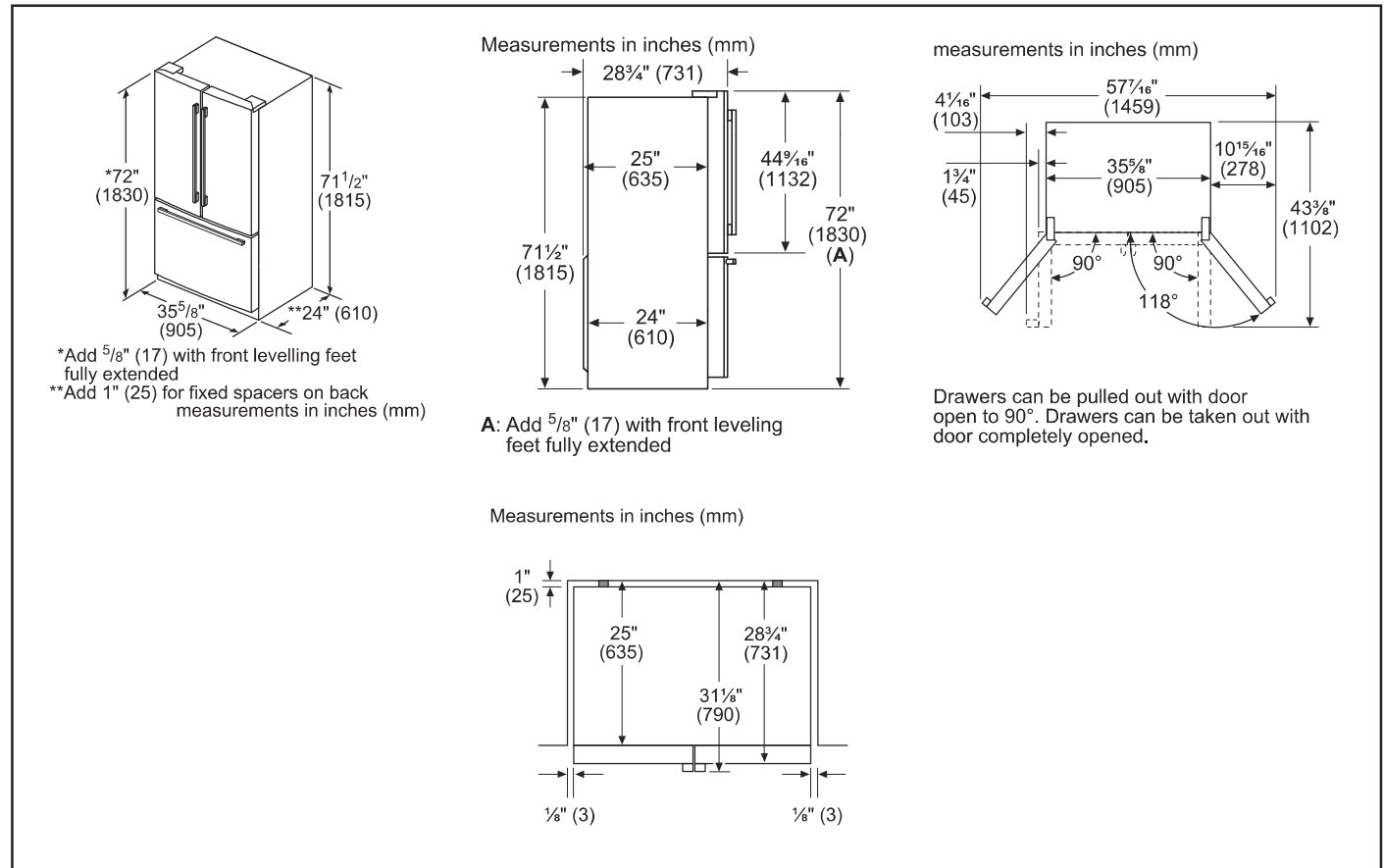
800 Series – Stainless Steel B36CT80SNS



BOSCH
Invented for life



Installation Details



Accessories: To purchase Bosch accessories, cleaners & parts please visit www.bosch-home.com/us/store or call 1-800-944-2904 (Mon to Fri 5 am to 6 pm PST, Sat 6 am to 3 pm PST).

Notes: All height, width and depth dimensions are shown in inches. BSH reserves the absolute and unrestricted right to change product materials and specifications, at any time, without notice. Consult the product's installation instructions for final dimensional data and other details prior to making cutout.

Warranties: Please see Use & Care manual or Bosch website for statement of limited warranty.

For more information on our entire line of products, go to www.bosch-home.com/us or call 1-800-944-2904

© BSH Home Appliances Corporation. All rights reserved. Bosch is a registered trademark of Robert Bosch GmbH.

30" Double Wall Oven Left Swing Door

Benchmark® Series – Stainless Steel HBLP651LUC



BOSCH
Invented for life



HBLP651LUC
Stainless Steel

The Bosch wall oven features a **SideOpening door** for easier cavity access and a **high-resolution TFT user interface**

Features & Benefits

SideOpening door offers better ergonomic access to the oven cavity.

The color TFT control panel with SteelTouch™ buttons is easy to use.

A full-extension telescopic rack offers safe access to the oven cavity.

The wall oven is designed to be installed flush with cabinetry.

Bosch wall ovens are compatible with most competitors' cutouts.

General Properties

Cooking modes – upper cavity	Bake, Variable Broil (hi & low), Roast, Warm, Sabbath, Proof Dough, Convection Bake, Convection Broil, Convection Roast, Pizza, Multi Rack Genuine European Convection, Convection Conversion, AutoProbe, Fast Preheat, EcoChef, Speed Convection (Frozen Foods)
Cooking modes – lower cavity	Identical to Upper Cavity (Exception: Lower Cavity Does not Feature Temperature Probe and EcoChef)
Cleaning type – upper cavity	Self Clean
Cleaning type – lower cavity	Self Clean
Telescopic rack	1
Illumination type – upper / lower cavity	Halogen
Interior lights – upper cavity	2
Interior lights – lower cavity	2



Oven Performance

Bake / broil element wattages – upper cavity	2,400 / 3,800 W
Convection element wattages – upper cavity	2,000 W
Bake / broil element wattages – lower cavity	2,400 / 3,800 W
Convection element wattages – lower cavity	2,000 W

Technical Details

Watts (W)	9,125 W
Circuit breaker (A)	40 A
Volts (V)	240 / 208 V
Frequency (Hz)	60 Hz
Power cord length (in)	50"
Plug type	Fixed Connection, No Plug
Energy source	Electric

Dimensions & Weight

Overall appliance dimensions (HxWxD) (in)	52 1/16" x 29 3/4" x 24 1/2"
Required cutout size (HxWxD) (in)	49 3/4" – 51 1/2" x 28 1/2" x 23 1/2"
Oven cavity size – lower cavity (cu. ft.)	4.6
Overall oven interior dimensions (HxWxD) (in)	17 13/16" x 24 1/8" x 18"
Usable oven interior dimensions (HxWxD) (in)	12 5/16" x 23 1/4" x 15 1/4"
Net weight (lbs)	261 lbs

Accessories—Included

Upper Oven: 1 Telescopic and 2 Standard Oven Racks, Temperature Probe, Broiler Pan
Lower Oven: 3 Standard Oven Racks

Accessories—Optional



HEZTR301
30" Telescopic Rack

Accessories: To purchase Bosch accessories, cleaners & parts please visit www.bosch-home.com/us/store or call 1-800-944-2904 (Mon to Fri 5 am to 6 pm PST, Sat 6 am to 3 pm PST).

Notes: All height, width and depth dimensions are shown in inches. BSH reserves the absolute and unrestricted right to change product materials and specifications, at any time, without notice. Consult the product's installation instructions for final dimensional data and other details prior to making cutout.

Warranties: Please see Use & Care manual or Bosch website for statement of limited warranty.

For more information on our entire line of products, go to www.bosch-home.com/us or call 1-800-944-2904

© BSH Home Appliances Corporation. All rights reserved. Bosch is a registered trademark of Robert Bosch GmbH.

30" Double Wall Oven Left Swing Door

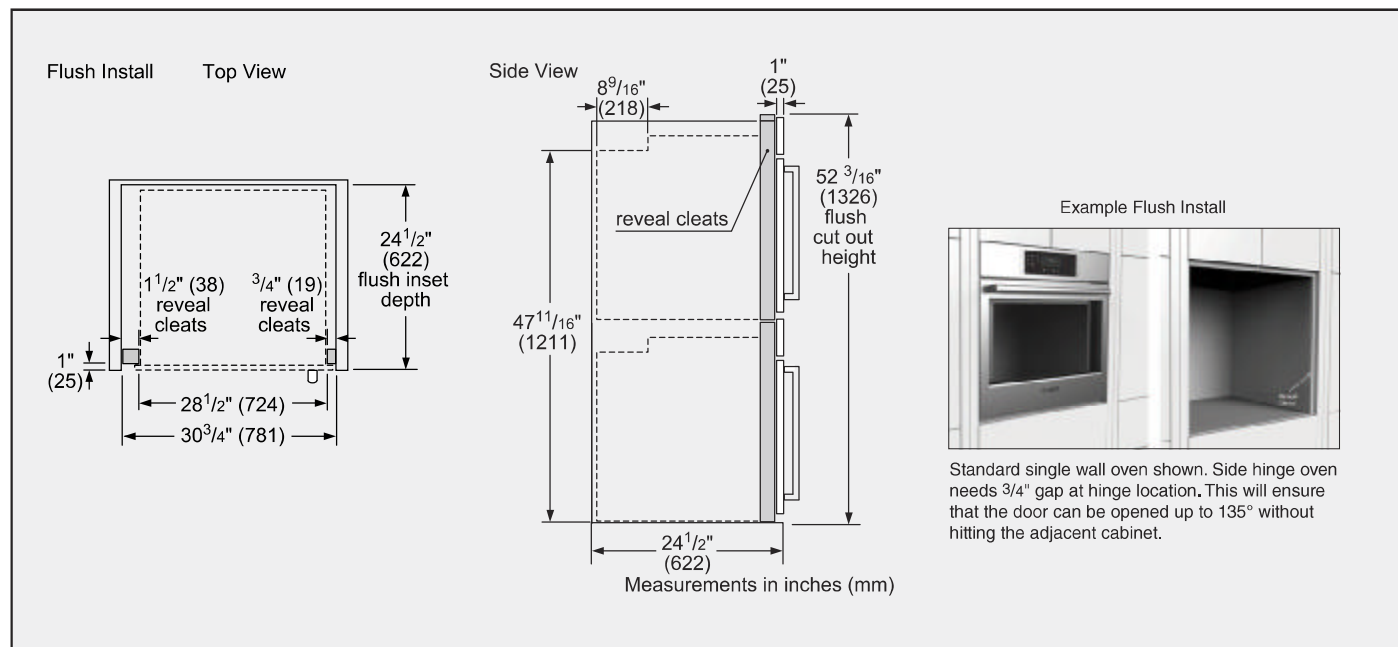
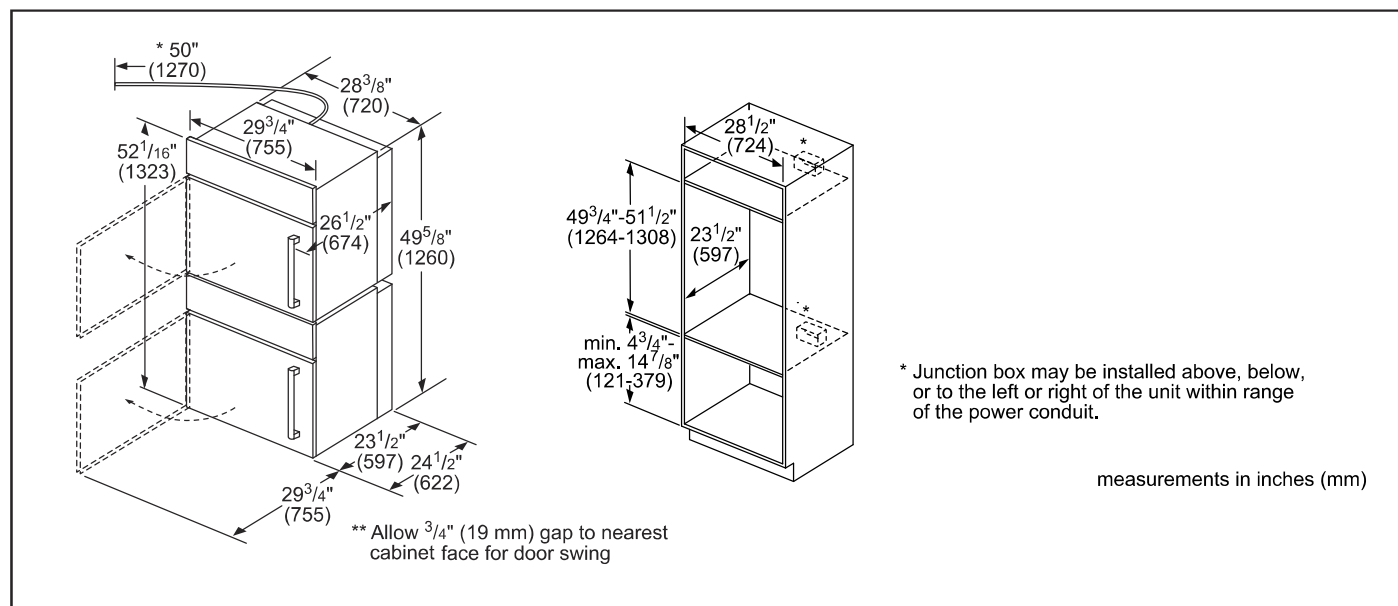
Benchmark® Series – Stainless Steel HBLP651LUC



BOSCH
Invented for life



Installation Details



Accessories: To purchase Bosch accessories, cleaners & parts please visit www.bosch-home.com/us/store or call 1-800-944-2904 (Mon to Fri 5 am to 6 pm PST, Sat 6 am to 3 pm PST).

Notes: All height, width and depth dimensions are shown in inches. BSH reserves the absolute and unrestricted right to change product materials and specifications, at any time, without notice. Consult the product's installation instructions for final dimensional data and other details prior to making cutout.

Warranties: Please see Use & Care manual or Bosch website for statement of limited warranty.

For more information on our entire line of products, go to www.bosch-home.com/us or call 1-800-944-2904

© BSH Home Appliances Corporation. All rights reserved. Bosch is a registered trademark of Robert Bosch GmbH.

30" Double Wall Oven Left Swing Door

Benchmark® Series – Stainless Steel HBLP651LUC

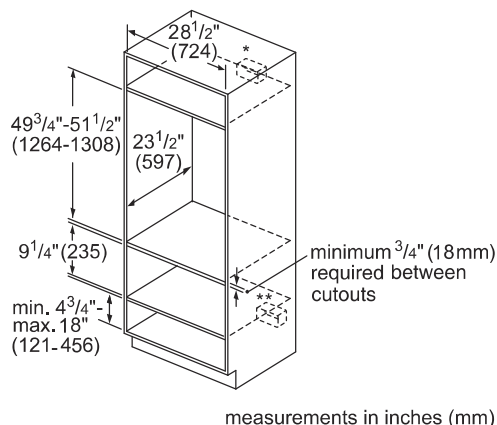


BOSCH
Invented for life



Installation Details

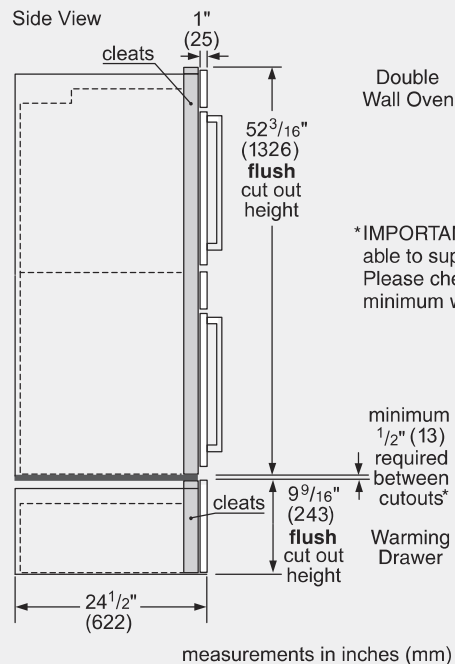
Standard Installation
30" Double Oven over Storage or Warming Drawer



* Wall oven junction box may be located above or right or left of the unit within reach of the power conduit.

** Electrical hook up may be located below (depending on space) or next to the drawer within the reach of the power cord.

Flush Installation
Double Oven over Storage or Warming Drawer



Double Wall Oven

*IMPORTANT: base has to be able to support oven weight. Please check oven manual for minimum weight requirements.

minimum 1/2" (13) required between cutouts*

Warming Drawer

Accessories: To purchase Bosch accessories, cleaners & parts please visit www.bosch-home.com/us/store or call 1-800-944-2904 (Mon to Fri 5 am to 6 pm PST, Sat 6 am to 3 pm PST).

Notes: All height, width and depth dimensions are shown in inches. BSH reserves the absolute and unrestricted right to change product materials and specifications, at any time, without notice. Consult the product's installation instructions for final dimensional data and other details prior to making cutout.

Warranties: Please see Use & Care manual or Bosch website for statement of limited warranty.

For more information on our entire line of products, go to www.bosch-home.com/us or call 1-800-944-2904

© BSH Home Appliances Corporation. All rights reserved. Bosch is a registered trademark of Robert Bosch GmbH.

Microwaves

HMB57152UC Built-In Microwave Oven 500 Series - Stainless Steel



Built-In Microwave Design Matched for Use in Combination with Bosch Wall Oven

- Built For Speed and Convenience With 950 Watts of Microwave Cooking Power
- Built For Speed and Convenience With 950 Watts of Microwave Cooking Power
- Convenient Automatic Sensor Programs Simplify Cooking for Great Results Every Time
- White Colored LCD Matches Bosch Wall Ovens

Technical Data

Max. Microwave power (W) :	950
Number of Power Levels :	10
Turntable :	Yes
Turntable diameter (in) :	14 1/8"
Turntable diameter (mm) :	360
Heating type :	Microwave
Cavity material :	Stainless steel
Door opening :	Handle
Clock / Timer :	Yes
Included accessories :	1 x grid high, 1 x grid flat
UPC code :	825225924173
Product color :	Stainless steel
Watts (W) :	1750
Current (A) :	15
Volts (V) :	120
Frequency (Hz) :	60
Approval certificates :	CUL, UL
Power cord length (in) :	43"
Power cord length (cm) :	109
Plug type :	Nema5-15P
Required cutout size (HxWxD) (in) :	19 1/4" x 25 1/2 x 19 1/4"
Required cutout size (HxWxD) (mm) :	488 x 648 x 488
Overall appliance dimensions (HxWxD) (in) :	19 5/8" x 26 3/4 x 19 5/8"
Overall appliance dimensions (HxWxD) (mm) :	498 x 680 x 498
Product packaging dimensions (HxWxD) (in) :	22.63 x 26.29 x 30.39
Net weight (lbs) :	75
Net weight (kg) :	34.0
Gross weight (lbs) :	83
Gross weight (kg) :	38.0

Included accessories

1 x grid high
1 x grid flat

Microwaves

HMB57152UC

Built-In Microwave Oven 500 Series - Stainless Steel

Built-In Microwave Design Matched for Use in Combination with Bosch Wall Oven

Design

- Built-In Microwave For Use With Bosch Wall Ovens
- Recessed Glass Turntable

Performance

- 950 Watt Microwave Power
- 10 Microwave Power Levels

Efficiency

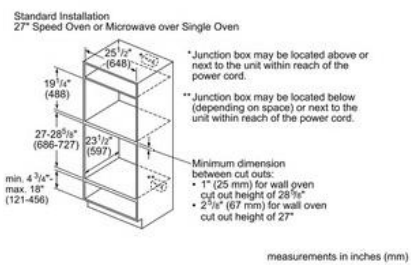
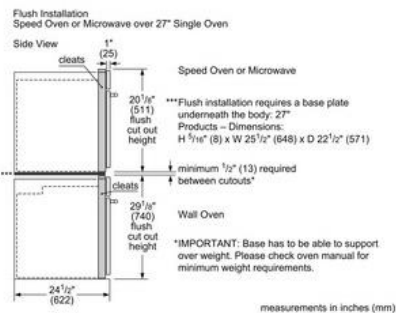
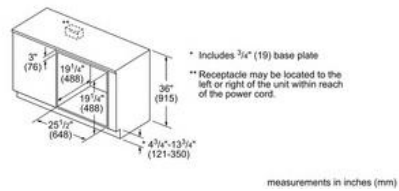
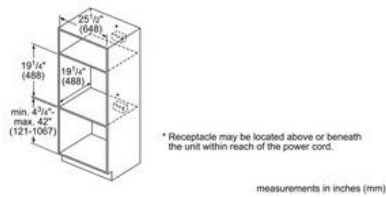
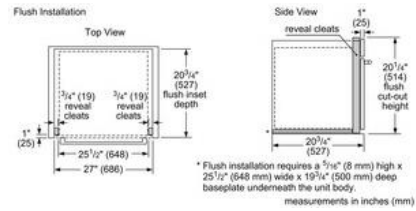
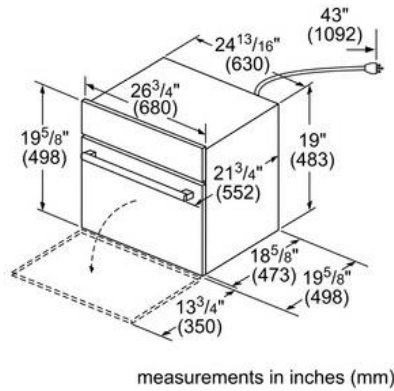
- Large Cooking Interior Gives You Flexibility to Cook Various Dishes
- More Even Cooking From Center to Crust

Convenience

- Keep Warm Program
- Automatic Sensor Programs Simplify Cooking for Great Results
- Popcorn Program - Get Fully "Popped" Popcorn Simply by Entering the Bag Size
- Timer with Cook Time and Delay Start Function

Microwaves

HMB57152UC Built-In Microwave Oven 500 Series - Stainless Steel



36" Induction Cooktop

800 Series – Black NIT8669UC



BOSCH
Invented for life



NIT8669UC
Black

Also available in:

Black with NIT8669SUC
Stainless Steel Frame

The 800 Series induction cooktop is sleek in design, and features AutoChef® technology which maintains precise cooking temperatures.

Features & Benefits

Induction – faster than gas and electric cooktops. Precise cooking, easy cleaning and more convenience

AutoChef® – regulates temperatures continuously during frying and adjusts them as needed

12" dual-ring center cooking zone for large pots and pans

Home Connect™ – the easy way to connect your smart device with your Bosch cooktop

Hood Control – convenient operation of the Home Connect™ enabled ventilation via your cooktop

Element Performance

Power of Front Left heating element	1,800 W
Power of Front Left heating element (in boost)	3,100 W
Power of Back Left heating element	1,800 W
Power of Back Left heating element (in boost)	3,100 W
Power of Center heating element	3,300 / 2,200 W
Power of Center heating element (in boost)	5,400 / 3,700 W
Power of Back Right heating element	1,400 W
Power of Back Right heating element (in boost)	2,200 W
Power of Front Right heating element	2,200 W
Power of Front Right heating element (in boost)	3,700 W
Burners with booster	All

Element Size

Dimension of Front Left heating element	7"
Dimension of Back Left heating element	7"
Dimension of Center heating element	12", 9"
Dimension of Back Right heating element	6"
Dimension of Front Right heating element	9"

General Properties

Home Connect™ (Wi-Fi Enabled)	Yes
Controls	PreciseSelect® Touch

Technical Details

Watts	9,600 W
Circuit breaker	40 A
Volts	208-240 V
Frequency	60 Hz
Plug type	No plug
Power cord length	37"
Energy source	Electric

Dimensions & Weight

Overall appliance dimensions (HxWxD)	5/16" +4 1/8" x 37" x 21 1/4"
Required cutout size (HxWxD)	4 1/8" x 34 7/8" x 20"
Minimum distance from counter front	2 1/4"
Minimum distance from rear wall	2"
Net weight	53 lbs

Accessories—Optional



HEZ390210
8" AutoChef® pan



HEZ390220
9" AutoChef® pan



HEZ390230
10" AutoChef® pan



home
connect

Accessories: To purchase Bosch accessories, cleaners & parts please visit www.bosch-home.com/us/store or call 1-800-944-2904 (Mon to Fri 5 am to 6 pm PST, Sat 6 am to 3 pm PST).

Notes: All height, width and depth dimensions are shown in inches. BSH reserves the absolute and unrestricted right to change product materials and specifications, at any time, without notice. Consult the product's installation instructions for final dimensional data and other details prior to making cutout.

Warranties: Please see Use & Care manual or Bosch website for statement of limited warranty.

For more information on our entire line of products, go to www.bosch-home.com/us or call 1-800-944-2904

© BSH Home Appliances Corporation. All rights reserved. Bosch is a registered trademark of Robert Bosch GmbH.

36" Induction Cooktop

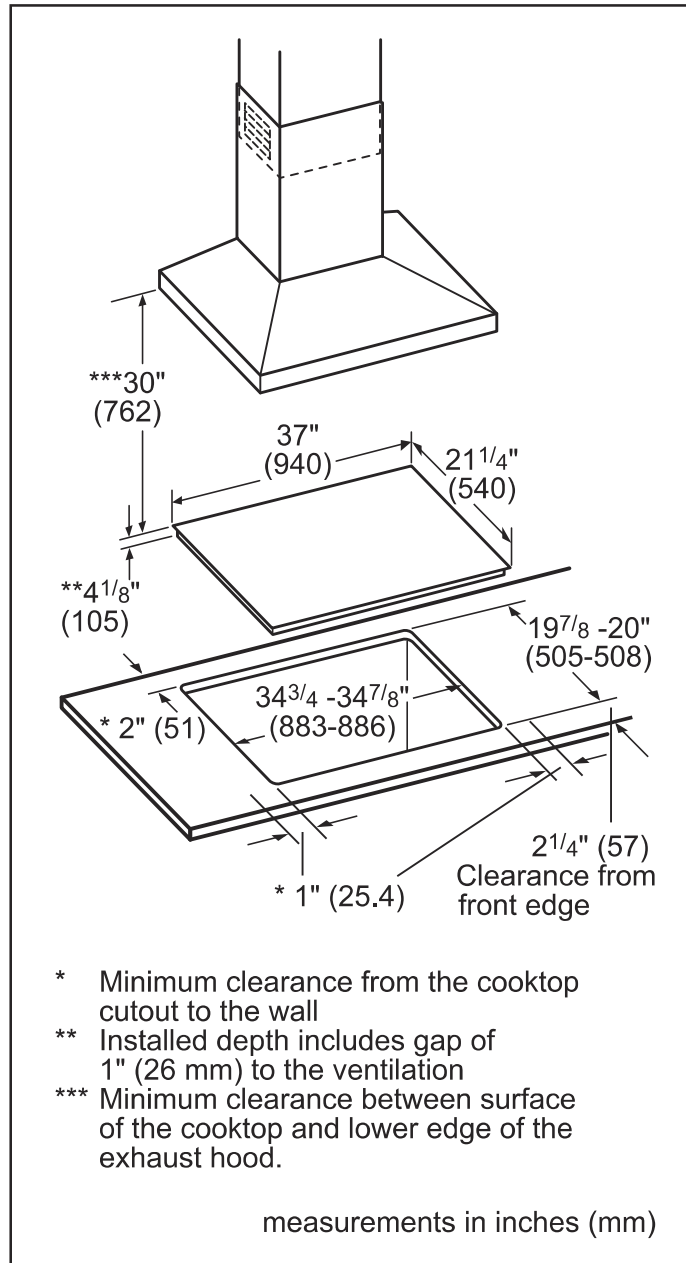
800 Series – Black NIT8669UC



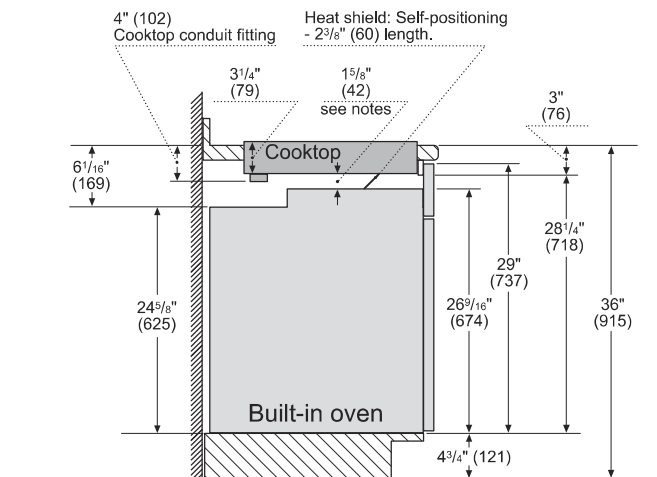
BOSCH
Invented for life



Installation Details



Installation above Wall Ovens

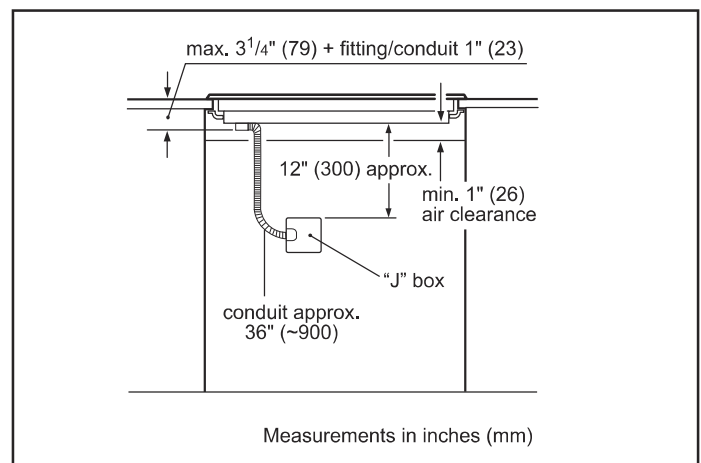


Notes:

Dimensions based on standard countertop height (36" with 4 3/4" toe kick including base plate).

The built-in oven can be installed below the induction cooktop as long as there is a minimum 1" (26) clearance between the bottom of the cooktop and the top of the oven.

measurements in inches (mm)



Accessories: To purchase Bosch accessories, cleaners & parts please visit www.bosch-home.com/us/store or call 1-800-944-2904 (Mon to Fri 5 am to 6 pm PST, Sat 6 am to 3 pm PST).

Notes: All height, width and depth dimensions are shown in inches. BSH reserves the absolute and unrestricted right to change product materials and specifications, at any time, without notice. Consult the product's installation instructions for final dimensional data and other details prior to making cutout.

Warranties: Please see Use & Care manual or Bosch website for statement of limited warranty.

For more information on our entire line of products, go to www.bosch-home.com/us or call 1-800-944-2904

© BSH Home Appliances Corporation. All rights reserved. Bosch is a registered trademark of Robert Bosch GmbH.