



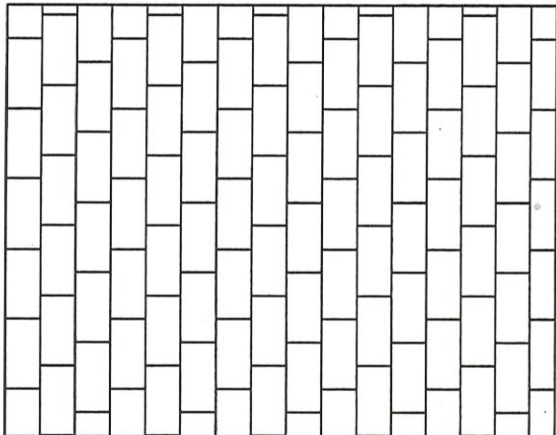
☐ BRICK PATTERN




☒ STACKED PATTERN




☐ HERRINGBONE PATTERN 90



☐ STAGGERED PATTERN



☐ HERRINGBONE PATTERN 45




TILE PATTERN SELECTION FOR LOT 328


NOTES: All tile to be stacked horizontal
throughout.



COOKING OPTIONS (CON'T)



KOSE500EBS
KitchenAid® 30"
Single Wall Oven with
Even-Heat™ True Convection
**also available in stainless*



KOCE500ESS
KitchenAid® 30"
Combination Wall Oven with
Even-Heat™ True Convection
**also available in black stainless*



WCE77US0HB
Whirlpool® 30-inch
Electric Cooktop with
Dual Radiant Element



KCES950HBL
KitchenAid® 30" Electric
Cooktop with 5 Elements and
Touch-Activated Controls

WCG77US0HS - Gas Model
GCI3061XB - Induction Model

KCGS950ESS - Gas Model
KICU509XBL - Induction Model



YWMH31017HS
Whirlpool® 1.7 Cu. Ft.
Microwave Hood
Combination
with Electronic Controls



YWMH53521HZ
Whirlpool® 2.0 Cu. Ft.
Microwave Hood Combination
with CleanRelease®
Non-Stick Interior
**also available in black stainless*



YKMHS120ES
KitchenAid® 2.0 Cu. Ft.
300-CFM Microwave Hood
Combination

**also available in black stainless*



YWML55011HS
Whirlpool® 1.1 cu. ft.
Low Profile Microwave
Hood Combination



**Builder and NCA reserve the right to substitute a model of equal or greater value.*


NCA
National Capital Appliances
sales and service

Kitchen / Sink Faucets / Single Handle



ESSA®

Single Handle Pull-Down Kitchen Faucet

MODEL#: 9113-DST

4.6 (281) [Write a review](#) [Ask a question](#)



PRINT



PRODUCT FEATURES

SUPPORT

REVIEWS

Q&A

PART LIST

Delta® MagnaTite® Docking uses a powerful integrated magnet to pull your faucet spray wand precisely into place and hold it there so it stays docked when not in use. Delta® faucets with DIAMOND™ Seal Technology perform like new for life with a patented design which reduces leak points, is less hassle to install and lasts twice as long as the industry standard*. Kitchen faucets with Touch-Clean® Spray Holes allow you to easily wipe away calcium and lime build-up with the touch of a finger. You can install with confidence, knowing that Delta faucets are backed by our Lifetime Limited Warranty. *Industry standard is based on ASME A112.18.1 of 500,000 cycles.

MagnaTite® Docking uses a powerful integrated magnet to snap your faucet spray wand precisely into place and hold it there so it stays docked when not in use and doesn't droop over time

Soft, rubber Touch-Clean spray holes allow you to easily wipe away calcium and lime build-up with the touch of a finger

DIAMOND Seal Technology is less hassle to install and helps your faucet perform like new for life, reducing leak points and lasting twice as long as the industry standard

Everything you need is together in one convenient box, including integrated InnoFlex PEX supply lines

1 or 3-hole 8" installation

ADA Compliant

The high-arc, gooseneck design swivels 360 degrees with a 20-in. retractable hose for added convenience during everyday kitchen tasks

1 or 3-hole installation

Delta MagnaTite Docking holds spray wand firmly in place

Backed by Delta Faucet's Lifetime Limited Warranty

Technology

 DIAMOND™ Seal Technology

 MagnaTite® Docking

Special Features

 ADA Compliant

 No-Lead Compliant

INSTALLATION SUPPORT



Need help with installation? Mike & Hannah are here to help! Get advice from the pros on everything from installation to product care.

BROWSE VIDEOS