



Sink Specifications

Colour	SKU
Café	400889
Anthracite	400890
Truffle	401143
Cinder	401397
Metallic Grey	401683
White	401820
Concrete Grey	402266
Coal Black	402660

Design and planning tips

- Min cabinet size: 36 in (915 mm)
- Bowl Depth: 9 1/2 in (240.0 mm)

Specifications:

Mounting clips, Sink template, Installation instructions, 3½" (90 mm) stainless steel strainer(s), Limited Lifetime Warranty

To protect from damage, this model should be shipped on a pallet.


Depending on cabinet construction, a different cabinet size may be required. Consult the cabinet manufacturer.

Codes/Standards: CSA B45.8-18/ IAPMO Z403-2018

Optional Accessories

CapFlow Strainer Cover	517666
Blancoclean Silgranit Cleaner	406200
Floating Grid	406535
Sink Grid	406446
Mechanical Pop-up Strainer	406244

PRECIS U SUPER SINGLE SILGRANIT



PW LOT 163



Warranty

Limited lifetime warranty on all sinks and faucets. One-year warranty on all accessories and soap dispensers.

Code/Standards Compliance

BLANCO sinks and faucets are third-party tested and certified to CSA, cUPC, ANSI/ASME, IAPMO and NSF standards and listed by applicable certification bodies. For more information on individual product listings, contact our office or listing organization.



Need support? Learn more by watching our sink & faucet How-to videos:

<https://www.blanco.com/ca-en/support/how-to-videos/how-to-videos-for-sinks/>



BLANCO Canada Inc
100 Corporation Drive
Brampton ON L6S 6B5

Tel & Fax

Tel: 905-494-2400 Toll free: 1-877-425-2626

Fax: 905-494-2425 Toll free: 1-877-825-2626


While BLANCO strives to provide accurate information, all images and dimensions in this document are intended for reference only and are subject to change at any time without notice. This document is not intended for use as an installation guide. For technical installation details, refer to installation instructions provided with the product. BLANCO assumes no responsibility for the use of superseded or voided specifications.

Café™ 30" Wall-Mount Glass Canopy
Chimney Hood

CVW73014MWM / CVW73013MDS / CVW73012MSS

C A F É


DISTINCT BY DESIGN™



ALSO
AVAILABLE IN



CVW73012MSS
Stainless



CVW73013MDS
Matte Black

FEATURES & BENEFITS

Keep your kitchen smelling fresh and ready for guests with a **350-CFM venting system with boost** that removes smoke, grease, odors and moisture.

Add a conversation-starter to your kitchen with **electronic backlit controls** that look great and are easy to use.

Clearly watch the progress of preparing your favorite meals with **dual halogen cooktop lighting** that brightly illuminates the cooking surface.

See your way through midnight snacking with a **night light** that softly illuminates the cooktop and surrounding areas.

Fill the kitchen with fresh air with two **convertible venting options**: recirculating or external venting.

Share favorite stories without interruption, thanks to an **optional remote control** that can change lighting and fan speed settings from anywhere in the kitchen.

Keep conversations flowing without interruption thanks to an **auto-off** feature that deactivates the vent after 15 minutes.

Simplify clean-up with a **dishwasher-safe filter** that removes grease and can be cleaned alongside dishes too.

FEATURES

Control Location	Front
Control Type	Backlit
Cooktop Lighting	Halogen
Ducting	Vertical Only
Exhaust Options	Vented to Outside Recirculating
Fan Speed Control	4-Speed
Filter Cleaning	Dishwasher Safe
Removable Grease Filter(s)	Yes
6" Round Duct	Yes
CFM/ Sones Rating	350/6.1 (Boost Speed) 330/5.4 (High Speed) 160/9 (Working Speed)
Light Controls	On/Off/Night

ECONOMICAL / QUIET

Venting Type	Convertible
--------------	-------------

TECHNICAL DETAILS

Amp Rating at 120V	5.3
--------------------	-----

WEIGHTS & DIMENSIONS

Approximate Shipping Weight	51 lb
Net Weight	43 lb
Cabinet Width	30 in
Overall Depth	18-1/2 in
Overall Height	1-3/4 in
Overall Width	30 in

APPEARANCE

Blower / Light Switch Color	Backlit
-----------------------------	---------

PW LOT 163



Café™ 30" Wall-Mount Glass Canopy
Chimney Hood

CVW73014MWM / CVW73013MDS / CVW73012MSS



WARRANTY	
Parts warranty	Limited 1-year entire appliance
Labor warranty	Limited 1-year entire appliance
Warranty notes	See written warranty for full details

DIMENSIONS AND INSTALLATION
INFORMATION

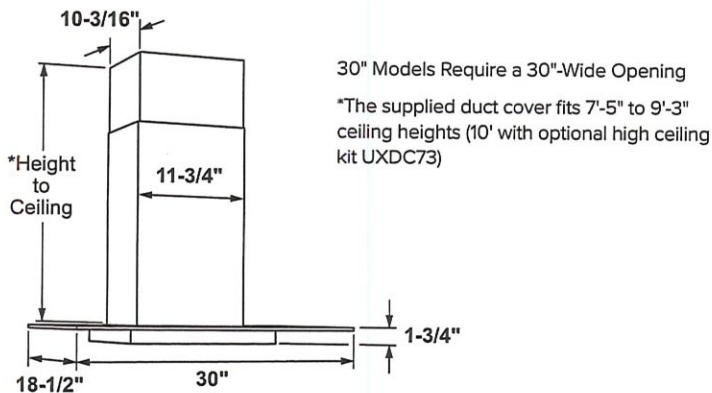
Installation Information:
Before installing, consult Use & Care/installation instructions packed with product for current dimensional data.

Optional Accessories
UXDC732MSS/3MDS/4MWM – 10(ft.) Ceiling Duct Cover Kit

For 30" distance from counter to hood:
7'-5" – 8'-9" ceiling height - no duct cover required
8'-10" and above ceiling height – UXDC732MSS/3MDS/4MWM
Refer to Installation Instructions for exact specifications

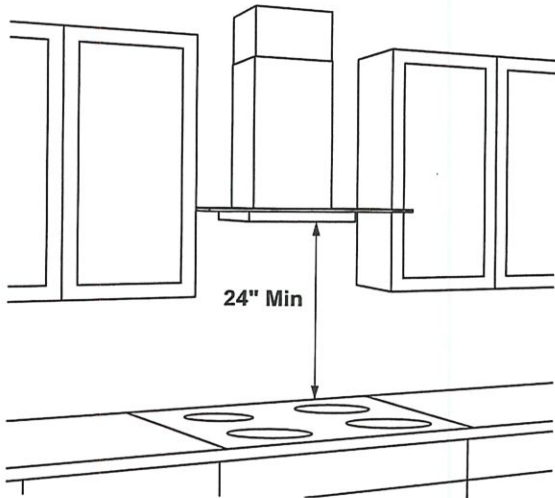
UXRC70 – Remote Control

JXCF71 – Charcoal Filter
(needed if used in recirculation mode)



AMP RATING	
120V	5.3

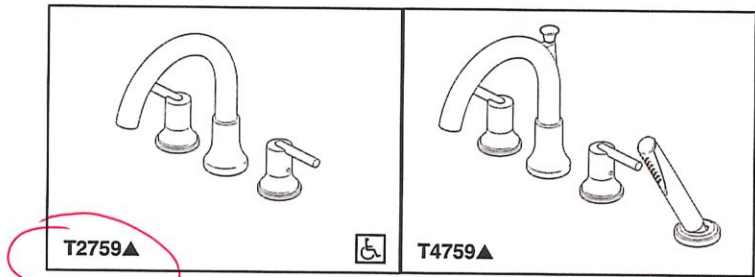
PW LOT 163



The vent hood must be installed 24" min. above the cooking surface. For optimal performance, installing the hood more than 36" above the cooking surface is not recommended. The hood installation height above the cooking surface depends upon ceiling height. The telescopic duct cover conceals the ductwork running from the top of the hood to the ceiling.

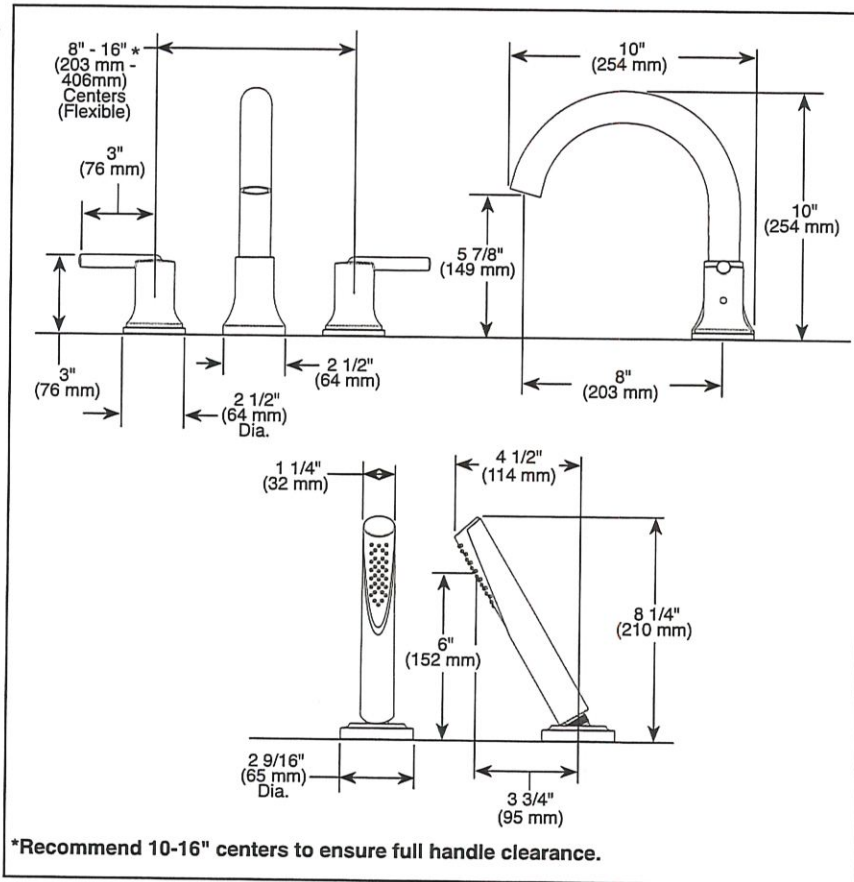
NOTE: Installation height should be measured from the cooking surface to the lowest part of the hood. This hood may be installed onto a wall and vented to the outdoors, or it can be installed for recirculating operation. Parts for recirculating operation are supplied with the hood. However, when installed for recirculating operation, the optional charcoal Filter JXCF71 will need to be purchased separately.





Submitted Model No.: _____

Specific Features: _____



▲ Designate Proper Finish Suffix

PW LOT 163



see what Delta can do™

ROMAN TUB/WHIRLPOOL FAUCET TRIM

- Trinsic® Collection
- Three Hole Installation (T2759 Series)
- Four Hole Installation (T4759 Series)

STANDARD SPECIFICATIONS:

- Hand shower max flow rate of 1.75 gpm @ 80 psi, 6.6 L/min @ 550 kPa
- Trim only for two handle Roman Tub faucet for concealed mounting
- Temperature and volume controlled with handles
- Red/blue indicator markings
- Rough-In kit must also be ordered to complete installation
 - R4707 for four hole
 - R2700 or R2707 for three hole
 - RP23601 for three hole 10" fixed installationThere are separate specification sheets on each rough-in kit if more details are required
- Hand shower includes double check valves for backflow prevention (T4759)

WARRANTY

- Parts and Finish - Lifetime limited warranty; or for commercial purchasers, 10 years for multi-family residential (apartments and condominiums) and 5 years for all other commercial uses, in each case from the date of purchase.
- Electronic Parts and Batteries (if applicable) - 5 years from the date of purchase; or for commercial purchasers, 1 year from the date of purchase. No warranty is provided on batteries.



COMPLIES WITH:

- ASME A112.18.1 / CSA B125.1
- Indicates compliance to ICC/ANSI A117.1 - Valve control only
- EPA WaterSense® - Applies to T4759▲ only



Delta reserves the right (1) to make changes in specifications and materials, and (2) to change or discontinue models, both without notice or obligation. Dimensions are for reference only. See current full-line price book or www.deltafaucet.com for finish options and product availability.

DSP-B-T2759 Rev. F

Delta Faucet Company
55 E. 111th Street, Indianapolis, IN 46280
350 South Edgeware Road, St. Thomas, ON N5P 4L1
© 2019 Delta Faucet Company