

RF28R6201SR

SAMSUNG

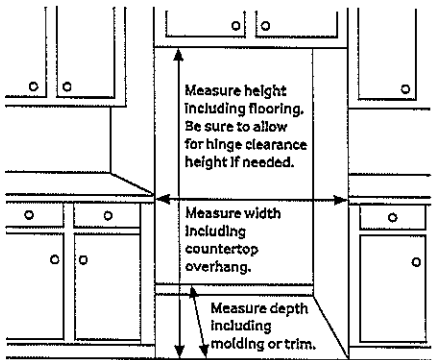
28 cu. ft. 3-Door French Door Refrigerator
with CoolSelect Pantry™

Installation Specifications

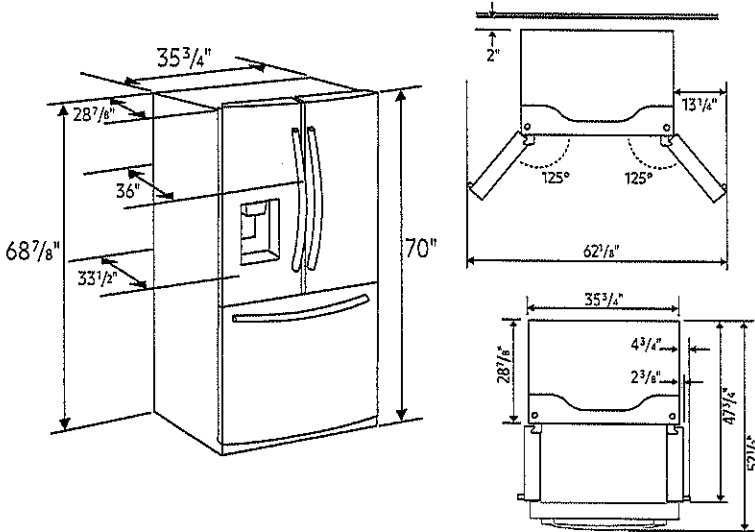
1. Measure the height, width and depth of the opening, making sure to include baseboards, molding tile, countertop overhang, etc. Check to be sure there is enough room to open the door (consider walls, islands or other obstacles when measuring).
2. Refer to illustration below to determine dimensions.
3. Allow 2.5" of clearance on hinge side of refrigerator when installing next to a wall where handle may make contact.
4. Allow 1" minimum clearance at rear for proper air circulation and water/electrical connections. Allow a 3/8" minimum clearance at sides and top for ease of installation.
5. Ensure each door and entryway in the home is wide enough for the refrigerator to be moved through easily.

For optimal usage and to be able to open refrigerator doors completely, do not install next to a wall.

Please note: The following dimension and cutout information is for planning purposes only. For complete installation details, consult manual packed with product, or download manual online at [samsung.com](https://www.samsung.com).



Dimensions



Total Capacity: 28 cu. ft.

Refrigerator: 19.1 cu. ft.

- Premium External Filtered Water and Ice Dispenser
 - Crushed or Cubed Ice
- Ice Max
- CoolSelect Pantry™ with Temperature Control – Deli (41°C), Fresh (38°F) and Chilled (32°F) Options
- Pantry Divider
- 2 Humidity-Controlled Crispers
- 5 Tempered Glass Spill-Proof Shelves:
 - 1 Slide-In
 - 1 Foldable Half
 - 3 Fixed
- 6 Clear Door Bins
 - Right Door: 3 Gallon Bins
 - Left Door: 3 Regular Bins
- Adjustable Shelves for Tall Oversized Items
- High Efficiency Top LED Lighting

Freezer: 8.9 cu. ft.

- EZ-Open Handle™
- 2 Drawer Dividers
- High Efficiency LED Lighting

Accessories

Water Filter: HAF-QIN

Warranty

One (1) Year Parts and Labor on Refrigerator
Five (5) Years Parts and Labor on Sealed Refrigeration System Only*
Ten (10) Years Parts and Five (5) Years Labor on Digital Inverter Compressor

*Compressor, evaporator, condenser, drier and connecting tubing.

Product Dimensions & Weight

Dimensions (WxHxD with hinges, handles and doors):
35 3/4" x 70" x 36"

Dimensions (WxHxD without hinges and door):
35 3/4" x 68 7/8" x 28 7/8"

Dimensions (WxHxD with hinge and door, no handle):
35 3/4" x 70" x 33 1/2"

Weight: 311 lbs

Shipping Dimensions & Weight (WxHxD)

Dimensions: 38 5/8" x 76 5/8" x 36 1/8"

Weight: 320 lbs

Color	Model #	UPC Code
Fingerprint Resistant Stainless Steel	RF28R6201SR	887276341330
Fingerprint Resistant Black Stainless Steel	RF28R6201SG	887276341323
Fingerprint Resistant Tuscan Stainless Steel	RF28R6201DT	887276341316
White	RF28R6202WW	887276341347

Actual color may vary. Design, specifications, and color availability are subject to change without notice. Non-metric weights and measurements are approximate.
©2019 Samsung Electronics America, Inc., 85 Challenger Road, Ridgefield Park, NJ 07660. Tel: 800-SAMSUNG. [samsung.com](https://www.samsung.com). Samsung is a registered trademark of Samsung Electronics Co., Ltd.

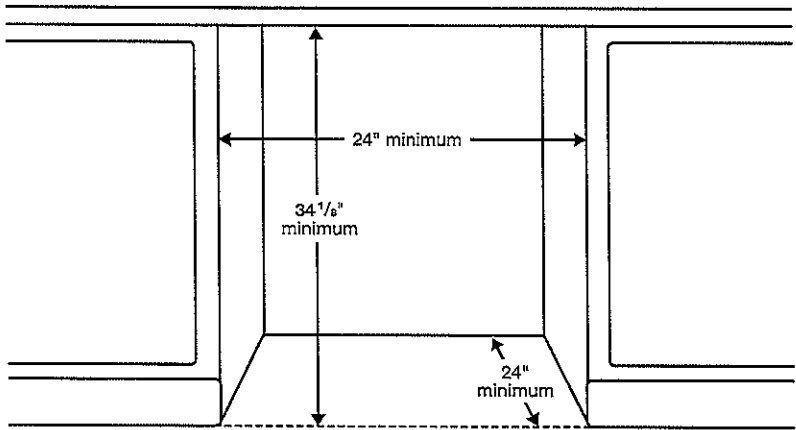


DW80R5061

SAMSUNG

Samsung StormWash™ 48 dBA Dishwasher

Installation Specifications



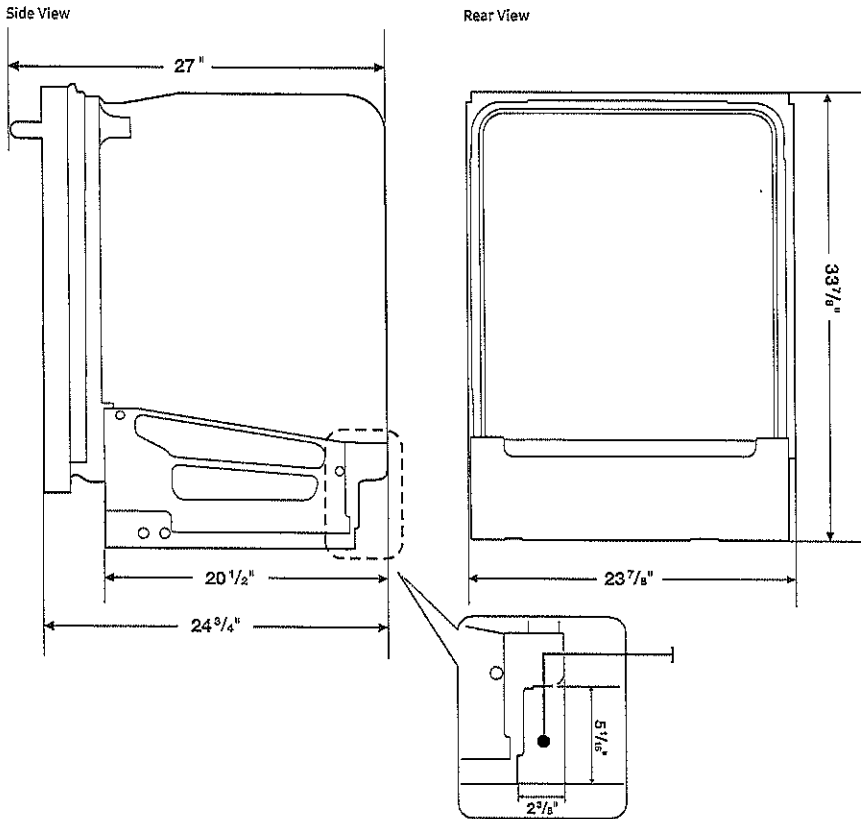
Features

- 6 Wash Cycles: Auto, Normal, Heavy, Delicate, Express 60, Rinse Only
- 6 Options: Half-Load Wash (Lower Rack), StormWash™, Hi-Temp Wash, Sanitize (Anti-bacterial – NSF), Delay Start, Control Lock
- AutoRelease™ Door
- Hidden Heat Element
- Stainless Steel Interior Tub

Convenience

- Control Lock
- Digital Water Leakage Sensor
- 3rd Rack
- One-Touch Adjustable Racking System
- Silverware Basket
- Upper Rack: Foldable Cup Shelves, 2 Adjustable Tines
- Lower Rack: Removable Plate Support

Dimensions



Warranty

One (1) Year All Parts and Labor
Five (5) Year Limited on Printed Circuit Board and Interior Nylon Racks

Product Dimensions & Weight (WxHxD)

Dimensions (height is adjustable):
23 7/8" x 33 7/8" – 35" x 24 3/4"

Weight: 95 lbs

Shipping Dimensions & Weight (WxHxD)

Dimensions:
26" x 35" x 29 1/2"

Weight: 106 lbs

Color	Model #	UPC Code
Fingerprint Resistant Stainless Steel	DW80R5061US	887276338729
Fingerprint Resistant Black Stainless Steel	DW80R5061UG	887276338712
Fingerprint Resistant Tuscan Stainless Steel	DW80R5061UT	887276338736

Actual color may vary. Design, specifications, and color availability are subject to change without notice. Non-metric weights and measurements are approximate.
©2019 Samsung Electronics America, Inc., 85 Challenger Road, Ridgefield Park, NJ 07660. Tel: 800-SAMSUNG. samsung.com. Samsung is a registered trademark of Samsung Electronics Co., Ltd.



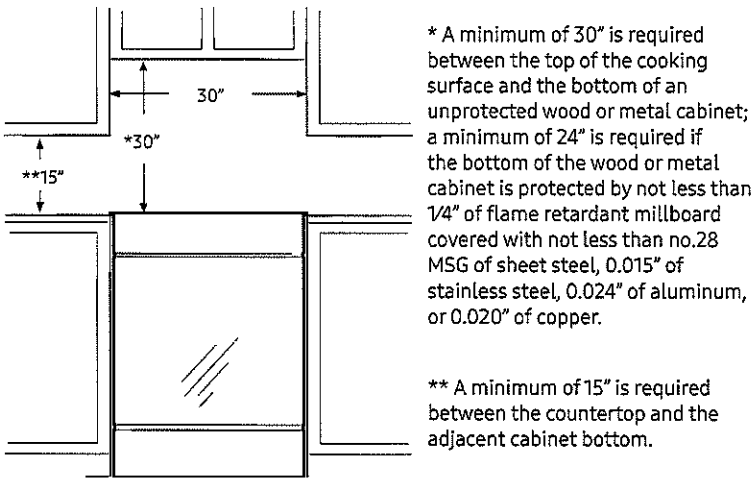
NE63T8711SS

6.3 cu. ft. Slide-In Electric Range

SAMSUNG

Installation Specifications

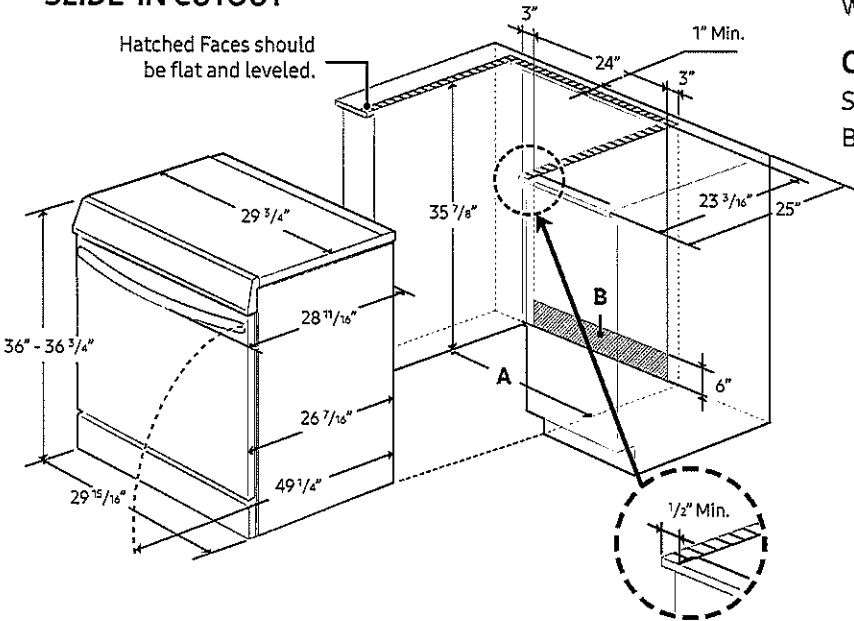
IMPORTANT: To eliminate the risk of burns or fire caused by reaching over heated surface units, avoid having cabinet storage space located above the surface units. If you have cabinet storage space over the heating elements, you can reduce the risk by installing a range hood that projects horizontally a minimum of 5 inches beyond the bottom of the cabinets.



Dimensions

CAUTION: This range has been designed to comply with the maximum allowable wood cabinet temperatures of 194 °F. Make sure the wall covering, countertops, and cabinets around the range can withstand the heat (up to 194 °F) generated by the range. If not, discolouration, delamination, or melting may occur.

SLIDE-IN CUTOUT



Power Source
240V/60Hz/40A

- Electric Ceramic Cooktop**
- Right Front: 6"/9"/12", 3000W
 - Left Front: 6"/9", 3600W
 - Right Rear: 6", 1200W
 - Left Rear: 6", 1200W
 - Warm Center: 7", 100W

- Oven**
- Hidden Bake Element: 3000W
 - Bake: 175°F - 550°F
 - Convection Bake: 175°F - 550°F
 - Convection Roast: 175°F - 550°F
 - Broil: (Low – High)
 - Convection Element/Heater: 1250W
 - Proofing
 - Sabbath Mode

Storage Drawer
• Capacity: 1.0 cu. ft.

Warranty
One (1) Year Parts and Labour

Product Dimensions & Weight (WxHxD)
Outside Dimensions:
29 15/16" x 36"-36 3/4" x 28 11/16"
Weight: 174.8 lbs (79.3 Kg)

Shipping Dimensions & Weight (WxHxD)
Dimensions: 33 1/16" x 41 3/4" x 30 5/16"
Weight: 201.3 lbs (91.3 Kg)

Colour	Model #	UPC Code
Stainless Steel	NE63T8711SS	887276414997
Black Stainless Steel	NE63T8711SG	887276414980

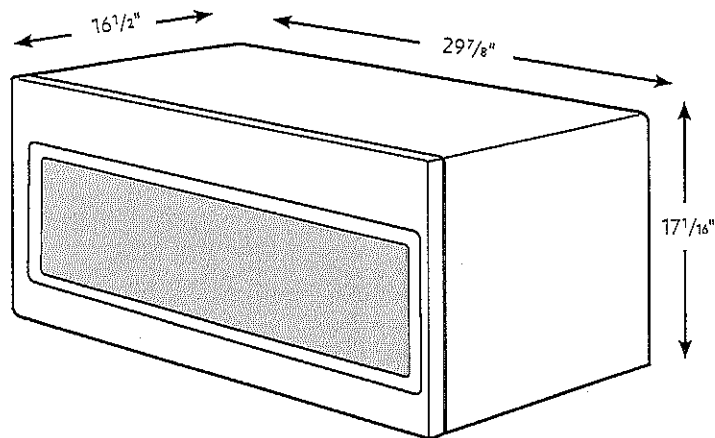
Actual colour may vary. Design, specifications and colour availability are subject to change without notice. Non-metric weights and measurements are approximate. © 2020 Samsung Electronics Canada Inc. All rights reserved. Samsung is a registered trademark of Samsung Electronics Co., Ltd., used with permission.

ME21M706BAS

Samsung Over-the-Range Microwave
2.1 cu. ft. Capacity

SAMSUNG

Dimensions



Specifications


- Oven Cavity: 2.1 cu. ft.
- Power Output: 1000W
- Power Consumption: 1700W/14.5 A
- Power Source: 120V/60 Hz
- Control Method: Digital (Glass-Touch)
- Display: LED (Ice Blue)
- Cooking Control: 10 Power Levels Including Defrost
- Cooking Timer: Digital, up to 99 Minutes, 99 Seconds
- Microwave Distribution System: Rotating Turntable + Stirrer
- Glass Turntable Diameter: 14³/₁₆"
- Chrome Rack (1)
- Vent Fan: 400 CFM
- Vent Fan Control: On/Off/Delay Off
- Cooktop Lighting: High/Low/Off
- Halogen Interior Light

Warranty

One (1) Year All Parts and Labor
Ten (10) Years on Magnetron

Installing Your Microwave

- This microwave oven is designed for adaptation to the following three types of ventilation:
 - A. Outside Top Exhaust (Vertical Duct)
 - B. Recirculating (Non-Vented Ductless)
 - C. Outside Back Exhaust (Horizontal Duct)
- The space between the cabinets must be 30" wide and free of obstructions.
- This microwave oven is for installation over ranges up to 36" wide.
- The microwave must be level. Use a level to make sure the cabinet bottom is level. If the cabinets have a front overhang only, with no back or side frame, install the mounting plate down the same distance as the front overhang depth. This will keep the microwave level.



Product Dimensions & Weight (WxHxD)

Cavity Dimensions: 22¹/₈" x 10¹³/₁₆" x 14¹/₄"
Outside Net Dimensions: 29⁷/₈" x 17¹/₁₆" x 16¹/₂"
Weight: 59.1 lbs

Shipping Dimensions & Weight (WxHxD)

Dimensions: 33³/₈" x 20¹³/₁₆" x 19³/₈"
Weight: 69.4 lbs

Color	Model #	UPC Code
Fingerprint Resistant Stainless Steel	ME21M706BAS	887276226132
Fingerprint Resistant Black Stainless Steel	ME21M706BAG	887276226125
Fingerprint Resistant Tuscan Stainless Steel	ME21R706BAT	887276317410

FOR EASIER INSTALLATION AND PERSONAL SAFETY, WE RECOMMEND THAT TWO PEOPLE INSTALL THIS MICROWAVE OVEN. IMPORTANT: Do not grip or use handle during installation.

NOTE: If your cabinet is metal, use the nylon grommet around the power cord hole to prevent cutting of the cord.

NOTE: We recommend using filler blocks if the cabinet front hangs below the cabinet bottom shelf.

IMPORTANT: If filler blocks are not used, case damage may occur from overtightening screws.

NOTE: When mounting the microwave oven, thread power cord through hole in bottom of top cabinet. Do not pinch cord or lift oven by pulling cord.

Actual color may vary. Design, specifications, and color availability are subject to change without notice. Non-metric weights and measurements are approximate.

©2019 Samsung Electronics America, Inc. 85 Challenger Road, Ridgefield Park, NJ 07660. Tel: 800-SAMSUNG. samsung.com. Samsung is a registered trademark of Samsung Electronics Co. Ltd.

