


BOTTOM FREEZERS

LDN20718



LDN20718

19.7 Cu.Ft. Total Capacity
Bottom Freezer with Pull-Out Freezer Drawer

Style and Design

- Premium Finishes in Stainless Steel, Smooth White, and Smooth Black
- Contour Doors
- Commercial Metal Handles

Organization

- 5 Gallon Size Design-A-Door Bins
- 4 Split Tempered Glass Shelves
- 2 Freezer Drawers (1 DuraBase™ Full Width and 1 Wire)
- Snack Bin

Performance

- Upfront Digital Temperature Controls
- 2 Humidity Crispers
- Multi-Air Flow Cooling
- IcePlus™ Accelerated Freezing Function
- LoDecibel™ Quiet Operation



ENERGYSTAR® qualified models use at least 15% less energy than required by current federal standards. LG's Energy Star refrigerators allow consumers to save money, energy and protect the environment.




Smooth White



Smooth Black



Stainless Steel



LG
Life's Good

BOTTOM FREEZERS

Bottom Freezer Design


Get better access to the foods you reach for most by placing the freezer below the refrigerator.

Independent Digital Temperature Controls

The fridge and freezer have separate temperature controls so you can adjust one without affecting the other. Located up front in the fridge compartment, the digital temperature controls are easy to reach and adjust.

Environmentally Friendly

All LG Bottom Freezer refrigerators are Energy Star® rated, which means they use at least 15% less energy than required by current federal standards. And LG uses Cyclopentane to insulate the refrigerator – an environmentally friendly material.



LDN20718

CAPACITY	
Refrigerator	13.4 cu.ft.
Freezer	6.3 cu.ft.
Total	19.7 cu.ft.
FEATURES	
Freezer Door Type	Drawer
Energy Star	•
Multi-Air Flow Cooling	•
Digital Temperature Controls	•
Digital Temperature Sensors	3
LoDecibel™ Operation	•
Door Alarm	•
REFRIGERATOR	
No. of Shelves	4 Split
Cantilevered Shelves	•
Shelf Construction	Tempered Glass
Crisper Bins	2 Humidity Crispers
Snack Bin	•
Refrigerator Light	2 x 40W
REFRIGERATOR DOOR	
No. of Bins	5
Dairy Bin	•
FREEZER	
Freezer Drawers	2 (1 DuraBase™ Full Width and 1 Wire)
IcePlus™	•
Ice Bin	•
Freezer Light	40W
MATERIALS/FINISHES/STYLE	
Foam Door Insulation	Cyclo Pentane (No CFC, No HCFC)
BioShield™ Anti-Bacterial Door Seal	•
Contour Doors	•
Available Colours	Smooth White (SW), Smooth Black (SB), Stainless Steel (ST)
Handles	Matching Commercial Handle
Reversible Doors	•
Toe Grille	•
Surface	Stainless Steel / Coated Metal
Back	Flush & Metal Cover Over Mechanical Parts
DIMENSIONS/CLEARANCES/WEIGHT	
Depth (Including Handles)	34 1/2"
Depth (Without Handles)	32"
Depth (Without Door)	28 1/4"
Depth (Total w/Door open)	59"
Height (To Top of Case)	67 7/16"
Height (To Top of Door Hinge)	68 1/8"
Width	29 3/4"
Width (Door open 90° w/o Handle)	31 1/8"
Installation Clearance	Side 1/8", Top 1", Back 2"
Package Dimensions (WxHxD)	32 1/8" x 71 7/8" x 36"
Weight (lbs): Unit/Cartron	217/242
UPC CODES	
Smooth White (SW)	772454 026614
Smooth Black (SB)	772454 026591
Stainless Steel (ST)	772454 026607
WARRANTY	
1 Year Parts and Labour 7 Years Parts on the Sealed System	

Design and specifications are subject to change without notice.
All trademarks are property of their respective owners.



LG ELECTRONICS CANADA INC.

550 Matheson Blvd. East, Mississauga, ON L4Z 4G3

Tel: 905.568.6800 | Fax: 905.507.9649 | LG.com

Customer Parts & Service

1-888-LG-CANADA | lgservice.com

Printed in September 2008

DISHWASHERS

Installation ≈ \$100

LDF7561

Fully Integrated Dishwasher with Height-Adjustable 3rd Rack

Specifications



- 14 Place Settings
- 7 Cycles
- Stainless Steel Tub
- 3-Stage Filtration System
- BPA-Free Nylon Coated Tines
- ENERGY STAR Qualified

Innovations

- EasyRack™ Plus with Fully Adjustable Color-coded Tines
- Height Adjustable 3rd Rack
- One-touch Height Adjustable Upper Rack
- 45 dB LoDecibel™ Quiet Operation
- Slim DirectDrive™ Motor
- Safety Water Overflow Detector
- 19-Hour Delay Start
- SenseClean™ Wash System
- Variable Spray Intensities
- Dual Wash Mode
- NSF-Certified Sanitary Rinse
- Hybrid Condensing Drying System

Style and Design

- Hidden SmoothTouch™ Controls with LED Display
- 2 SignalLight™ LED Cycle Indicator Lights
- Matching Commercial Handle



Stainless Steel



NSF certifies the SANITARY course which is intended for reducing 99.9% of bacteria and other harmful microscopic organisms.



ENERGYSTAR® qualified models exceed the Department of Energy standards for energy consumption by at least 25%. LG's Energy Star dishwashers allow consumers to save money, energy and protect the environment.



Inverter
DirectDrive



Life's Good

DISH WASHERS

Adjustable Top to Bottom

The newly-enhanced EasyRack™ Plus system provides outstanding flexibility and convenience, adjusting to just about any load of dishes to insure optimal cleaning performance. Convenient innovations include adjustable tines, flip-up stemware racks, and unique utensil basket. Easy to adjust on-the-fly, this racking system can shift to handle any challenge your dishes can serve up.

Ultra Quiet Operation

When noise reduction is important. With LoDecibel™, a combination of sound-reducing material and our Slim Direct Motor™, you'll experience very low noise output at 45 dB LoDecibel™. It's one of the quietest dishwashers in the industry.

Count On It

When you buy a dishwasher, you don't want to worry that it won't last. Because the Direct Drive Motor uses fewer moving parts and operates more efficiently, LG confidently backs the motor with a 10-year warranty.

Call, Connect, Resolve

SmartDiagnosis™ uses self-diagnosing technology that can communicate 24/7 with LG customer service over the telephone providing you with comfort and reliability.

Wash & Conserve

SenseClean™ measures the water's turbulence and then adjusts water and cycle length for more precise cleaning and energy efficiency.

Reservations for 14

The spacious, stainless steel interior provides ample space for lots of dishes and stemware, in a variety of sizes. Fit up to 14 place-settings of dishes.

Energy Star Qualified

Among the most energy-efficient dishwashers in its class.

LDF7561

CAPACITY	
Total Place Settings	14
Upper Rack Dish Height Limit	12"
Lower Rack Dish Height Limit	14"
RACKS AND BASKETS	
Cutlery Baskets	3-in-1 Detachable Baskets
Stemware Holders	•
Racks and Tines	Nylon Coated with Rounded Tips
Height-Adjustable 3rd Rack	•
EasyRack™ Plus System	•
Upper Rack Color-Coded Foldable Tines	•
Lower Rack Color-Coded Foldable Tines	•
Height Adjustable Upper Rack	•
FEATURES	
Slim Direct Drive Motor	•
Overflow Detector	•
120°F Inlet Water Capability	•
3-Stage Filtration System	•
Delay Start	Up To 19 Hours
Child Lock	•
LoDecibel™ Quiet Operation	•
PERFORMANCE	
7 Wash Cycles	Power Scrub, Normal, Dual Wash, Delicate, Quick & Dry, Quick, Rinse Only
SenseClean™ Wash System	•
Dual Spray Intensity Feature	•
Variable Spray Intensities	Strong/Medium/Soft
Sanitary Rinse Cycle	•
Extra Rinse Option	•
Multi-Level Water Direction	5
Hybrid Condensing Drying System	•
Noise Level	45 dB
STYLE AND DESIGN	
Electronic Controls	Hidden SmoothTouch™ Controls with LED Display
Time Remaining Indicator	•
Rinse-Aid Indicator	•
SignalLight™ Cycle Indicator Lights	2: Operating - Clean
Tub Material	Stainless Steel
Handle	Matching Commercial Handle
Available Colours	Stainless Steel (ST)
ENERGY	
Energy Star	•
POWER SOURCE/RATING	
Ratings/Requirements/Type	UL Listed, 120 V/60 Hz, 12 Amps
Circuit Breaker Size	15 Amps
DIMENSIONS/CLEARANCES/WEIGHT	
Dimensions (WxHxD)	23 3/4" x 33 5/8" x 24 5/8"
Clearances (WxHxD)	24" x 34" x 25"
Weight (Unit/Carload)	93.7 lbs / 99.9 lbs
UPC CODE	
LDF7561ST	772454 060021
WARRANTY	
1 Year Labour, 2 Years Parts, 5 Years on Control Board and Rack parts, and the Stainless Steel Tub or liner	

Design, features and specifications are subject to change without notice.
Non-metric weights and measurements are approximate.
All trademarks are property of their respective owners.



LG ELECTRONICS CANADA INC.

550 Matheson Blvd. East, Mississauga, ON L4Z 4C3

Tel: 905.563.6800 | Fax: 905.507.9649 | LG.com

Customer Service & Parts

1-888-542-2623

Printed in May 2012


[NEWS](#) | [ABOUT SAMSUNG](#) | [CAREERS](#) | [NEWSLETTER](#) | [MY SAMSUNG](#) | [PRODUCT REGISTRATION](#)
[CONSUMER](#)[BUSINESS](#)[CONTENT & SERVICES](#)[SUPPORT](#)[PROMOTIONS](#)

Search


[Home](#) [Consumer](#) [Home Appliances](#) [Ranges](#)**NE599N1PBSR 5.9 cu. ft. Electric Range Stainless Steel**[Print-friendly](#)

NE599N1PBSR/AC \$2,699.99

8 REVIEWS

2

0

[WHERE TO BUY](#)[OVERVIEW](#)[FEATURES](#)[TECH SPECS](#)[GALLERY](#)[REVIEWS](#)[SUPPORT](#)[Bullet view](#)[Table view](#)**Cooktop**

Induction cooktop type

4 Burners (3 ea w / FlexCook Zone)

Burner Specs:

7" (2300 W, Boost)

9" (3000 W, Boost)

11" (3400 W, Boost)

FlexCook Zone (2 x 9", 4600 W)

Hot Surface Indicator

Boil Alert

Physical Specifications

5.9 cu. ft. Oven Capacity

Product Weight: 94.8 kg (209 lbs)

Shipping Weight: 106 kg (233.69 lbs)

1.4 cu. ft. Warming Drawer

Cavity Dimensions: 25" x 20 25/32" x 18 15/16"

Outside Dimensions: 29 29/32" x 47 1/16" x 25 31/32"

Performance

Convection: Yes (Flex Duo™ Convection, 1250 W)

Broil Element: Yes (3800 W, 6 Pass)

Bake Element: Yes (3000 W, 8 Pass)

Self Clean

SteamQuick

General Feature

4 Glass Layers

Premium Tinted Windows

Hidden Bake Element

Wide Glass Touch / Digital LED Display

Number of Racks: 3 (w / 1 split rack)

Number of Rack Positioning: 7

Warming Drawer: Yes (600 W)

Sabbath Mode

[Email a Friend](#) [Print-friendly](#)


Features and specifications are subject to change without prior notification.

Who We Are

FRONT LOAD WASHERS

~ \$150 2 units

WM3470

**Performance**

- 4.6 cu.ft. Ultra Large Capacity with NeveRust™ Stainless Steel Drum (IEC)
- DirectDrive™ Motor for the Ultimate in Durability and Reliability with 10 Year Warranty
- 10° TiLTub™ for Easy Reach into the Rear of the Drum
- 1200 RPM Powerful Spin for Efficient Water Extraction

Intelligent Fabric Care

- TurboWash™ Technology
- Steam™ Technology
- ASC Certified Allergiene™ Cycle
- NSF Certified Sanitary Cycle
- ColdWash™ Technology
- 6Motion™ Technology
- SmartDiagnosis™
- TrueBalance™ Anti-Vibration System
- Magnet Ventilation
- SenseClean™ System for Intelligent Fabric Care
- 12 Washing Programs and 5 Temperature Settings
- Delay Wash up to 19 hours for Washing Convenience

Style and Design

- Upfront Electronic Control Panel with Dual LED Display and Dial-A-Cycle™
- Large Chrome Rimmed Glass Door with Dark Blue Tinted Cover

Technology Benefits

- LoDecibel™ Quiet Operation
- Highly Energy and Water Efficient



NSF certifies the SANITARY course which is intended for reducing 99.9% of bacteria and other harmful microscopic organisms on laundry.




LG front load washers exceed Energy Star classifications by a minimum of 39%.




Inverter
DirectDrive



Life's Good



Graphite Steel



FRONT LOAD WASHERS

Fast Forward your Laundry

You'll save up to 20 minutes on each full-size load without sacrificing cleaning performance with TurboWash™ technology. Twin spray nozzles, and an atomizing rinse deliver effective cleaning while saving time. Spend less time doing laundry and more time doing the things you love. What would you do with 20 extra minutes?

Deep Clean with Steam

Not only does LG Steam Technology penetrate fabric to remove soil and enhance cleaning results, it also removes common household allergens. The Allergiene™ cycle gently removes over 95% of common household allergens, like dust mites and pet dander from even the most delicate fabrics. It's so effective it's certified by the Asthma Society of Canada (ASC).

More Free Time

Towers of towels, piles of sweatshirts, and a mountain of jeans? Go for it. The ultra large capacity (4.6 cu.ft.) tub lets you do more laundry in fewer loads. That's time well saved.

All the Right Moves

With 6Motion™ technology, each wash cycle combines up to 6 different wash motions to provide a revolutionary cleaning experience and ultimate fabric care

Count On It

When you buy a washer, you don't want to worry that it won't last. Because the Direct Drive Motor uses fewer moving parts and operates more efficiently, LG confidently backs the motor with a 10-year warranty.

Call, Connect, Resolve

SmartDiagnosis™ uses self-diagnosing technology that can communicate 24/7 with LG customer service over the telephone providing you with comfort and reliability.



LG ELECTRONICS CANADA INC.

550 Matheson Blvd. East, Mississauga, ON L4Z 4G3

Tel: 905.563.6800 | Fax: 905.507.9649 | LG.com

Customer Service & Parts


1-888-542-2623

WM3470	
TYPE	
Front Loader	•
Design Look	Front Control
Intelligent Electronic Controls with Dual LED Display	•
Dial-A-Cycle™	•
Capacity*	IEC 4.6 cu.ft.
Dry Linen Capacity	>10.1kg
ENERGY	
Energy Star	•
WASH PROGRAMS	
12 Programs	Cotton/Normal, Bulky/Large, Perm. Press, Delicates, Hand Wash/Wool, Speed Wash, Sanitary, Heavy Duty, BrightWhites™, Towels, Allergiene™, Tub Clean
11 Options	TurboWash™, ColdWash™, Steam, FreshCare™, Prewash, Rinse+Spin, Extra Rinse, Signal On/Off, Custom Program, Child Lock, Delay Wash (up to 19 hours)
5 Wash/Rinse Temperatures	Extra Hot, Hot, Warm, Cold, Tap Cold (All Cold Rinses)
Spin Speeds	Extra High (1200 max.), High, Medium, Low, No Spin
No. of Water Levels	Automatically adjusts to the size of load
No. of Soil Levels	5
FABRIC CARE FEATURES	
TurboWash™	•
Steam	•
ColdWash™	•
Allergiene™ Cycle	•
SenseClean™ System	•
CONVENIENCE FEATURES	
4 Tray Dispenser	Prewash, Main Wash (with liquid detergent cup), Bleach, Fabric Softener
TrueBalance™ Anti-Vibration System	•
SmartDiagnosis™	•
Load Sense	•
Status Indicator(s)	•
End of Cycle Signal	•
Child Lock	•
Auto Suds Removal	•
Forced Drain System	•
Internal Water Heater	•
Easy Loading TiTub™	•
Leveling Legs	4 Adjustable Legs
LoDecibel™ Quiet Operation	•
MOTOR AND AGITATOR	
Motor Type / Motor Speed / Axis	Direct Drive / Variable / Horizontal
MATERIALS AND FINISHES	
NeveRust™ Stainless Steel Drum	•
Cabinet	Painted Steel
Control Panel	Plastic
Top Plate	Painted
Transparent Glass Door	•
Door Rim	Large Chrome Rimmed Glass Door with Dark Blue Tinted Cover
Available Colours	Graphite Steel (V)
POWER SOURCE	
Ratings / Electrical Requirements / Type	UL Listed / 120V, 10 Amps / Electric
OPTIONS	
Pedestal	WDP4V
Pedestal (WxHxD)	27" x 13 3/5" x 28 2/5"
Stacking Kit	KSTK1
DIMENSIONS	
Product (WxHxD)	27" x 38 11/16" x 29 3/4" (51" D with door open)
Carton (WxHxD)	29 1/2" x 43 5/16" x 31 5/16"
Weight (Product/Carton)	213.9 lbs/224.8 lbs
UPC CODES	
WM3470HYA	772454 059094
WDP4V	772454 052866
KSTK1	772454 059896
WARRANTY	
	1 year parts and labour, 5 years part on Drum, 10 years part on DirectDrive™ Motor

Design, features and specifications are subject to change without notice.
Non-metric weights and measurements are approximate.
All trademarks are property of their respective owners.

Printed in May 2012

ELECTRIC/GAS DRYERS



DLEX3470
DLEX3471

Performance

- 7.3 cu.ft. Ultra Large Capacity with NeveRust™ Stainless Steel Drum

Intelligent Fabric Care

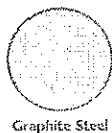
- TrueSteam™ Technology
- SteamFresh™ Cycle
- SteamSanitary™ Cycle
- ReduceStatic™ Option
- EasyIron™ Option
- Sensor Dry System for Intelligent Fabric Care and Energy Efficiency
- Precise Temperature Control with Variable Heat Source
- SmartDiagnosis™
- 12 Drying Programs
- 5 Temperature Settings
- 3 Minute Installation Check
- FlowSense™ Duct Clogging Indicator
- Drying Rack
- Wrinkle Care Option
- Delicates Cycle
- Anti-Bacterial Cycle
- Custom Program
- Damp Dry Signal

Style and Design


- Upfront Electronic Control Panel with Dual LED Display and Dial-A-Cycle™
- Large Chrome Rimmed Glass Door with Dark Blue Tinted Cover

Technology Benefits

- LoDecibel™ Quiet Operation



Graphite Steel



ELECTRIC/GAS DRYERS

Harness the Power of Steam

LG TrueSteam™ technology uses a steam generator to produce real steam right into the dryer giving you unique cycle options that remove wrinkles, odours, static and allergens.

The Quick Fix

Late for the party and no time to iron your favourite outfit? The SteamFresh™ cycle refreshes and reduces wrinkles in up to five garments at a time with one 20-minute dryer cycle.

Refresh and Sanitize

SteamSanitary™ cycle refreshes and sanitizes dry items in the SteamDryer. The SteamSanitary™ cycle kills bacteria on your clothes and is great for decorative pillows and other non-washable items.

Less Time with Your Iron


Who likes ironing? No one. The EasyIron™ option lightly moistens clothes to make ironing easier and more efficient.

Never Clingy

That stowaway sock won't be attached to your pant leg any longer. The ReduceStatic™ option virtually eliminates static cling.

Call, Connect, Resolve

SmartDiagnosis™ uses self-diagnosing technology that can communicate 24/7 with LG customer service over the telephone providing you with comfort and reliability.



LG ELECTRONICS CANADA INC.

550 Matheson Blvd. East, Mississauga, ON L4Z 4G3

Tel: 905.568.6800 | Fax: 905.507.9649 | LG.com

Customer Service & Parts

1-888-542-2623

DLEX3470 / DLGX3471

TYPE	
Front Loader	*
Design Look	Front Control
Intelligent Electronic Controls with Dual LED Display	*
Dial-A-Cycle™	*
Capacity	7.3 cu.ft.
Dry Linen Capacity	>10.1kg
DRYING PROGRAMS	
12 Programs	Sensor Dry: Cotton/Normal, Perm. Press, Towels, Delicates, Small Load, Heavy Duty, Bulky/Large, SteamFresh™, SteamSanitary™, Anti-Bacterial Manual Dry: Speed Dry, Air Dry
10 Options	More Time, Less Time, Custom Program, Damp Dry Signal, Wrinkle Care, Child Lock, ReduceStatic™, EasyIron™, Rack Dry, End of Cycle Signal
5 Temperature Settings	High, Medium High, Medium, Low, Ultra Low
5 Drying Levels	Very Dry, More Dry, Normal Dry, Less Dry, Damp Dry
Dry Times	60 min., 50 min., 40 min., 30 min., 20 min., More Time/Less Time
FABRIC CARE FEATURES	
SteamFresh™ Cycle	*
SteamSanitary™ Cycle	*
ReduceStatic™ Option	*
EasyIron™ Option	*
Sensor Dry	*
Precise Temperature Control and Variable Heater	*
CONVENIENCE FEATURES	
SmartDiagnosis™	*
FlowSense™ Duct Clogging Indicator	*
Anti-Bacterial Cycle	*
Wrinkle Care Option	*
Remaining Time Display/Status Indicator(s)	*
End of Cycle Signal	*
Child Lock	*
Drying Rack	*
Drum Light	*
Reversible Door	*
Leveling Legs	4 Adjustable Legs
Venting Option	Electric: 4 Way Venting / Gas: 3 Way Venting
3 Minute Installation Check	*
LoDecibel™ Quiet Operation	*
MATERIALS AND FINISHES	
NeveRust™ Stainless Steel Drum	*
Cabinet	Painted Steel
Control Panel	Plastic
Top Plate	Painted
Transparent Glass Door	*
Door Rim	Large Chrome Rimmed Glass Door with Dark Blue Tinted Cover
POWER SOURCE	
Ratings	UL Listed
Electrical Requirements	Electric: 240V, 30 Amps / Gas: 120V, 15 Amps
Type	Electric: DLEX3470 / Gas: DLGX3471
OPTIONS	
Pedestal	WDP4V
Pedestal (WxHxD)	27" x 13 3/5" x 28 2/5"
Stacking Kit	KSTK1
DIMENSIONS	
Product (WxHxD)	27" x 38 11/16" x 29 3/4" (51" D with door open)
Carton (WxHxD)	29 1/2" x 44 3/4" x 30 3/4"
Weight (Product/Carton)	136 lbs/155 lbs
UPC CODES	
DLEX3470V	772454 059117
DLGX3471V	772454 059131
WDP4V	772454 052866
KSTK1	772454 059896
WARRANTY	
	1 year parts and labour

Design, features and specifications are subject to change without notice.
Non-metric weights and measurements are approximate.
All trademarks are property of their respective owners.

Printed in May 2012

About Samsung

[Careers](#)[News](#)[Affiliated
Companies](#)[Investor
Relations](#)[Samsung
Recycling
Direct™](#)[Hope for
Children](#)[Sign up for
our newsletter](#)[The Samsung
Store](#)

What We Make

Mobile

[Mobile Phones](#)[Galaxy Note](#)[Laptops](#)[Tablets](#)[Galaxy Camera](#)

TV & Video

[TV](#)[Blu-ray Players](#)[Home Entertainment](#)[Audio Systems](#)[Wireless Audio](#)Camera &
Camcorder[SMART Cameras](#)[Galaxy Camera](#)[Cameras](#)[SMART Camcorders](#)[Camcorders](#)

PC Peripherals

[Laptops](#)[Chrome Devices](#)[Monitors](#)[Printer & Multifunction](#)

How can we help you?

[Find product support](#)[Get downloads](#)[How-to Guides](#)[Articles](#)[Contact us](#)[Accessibility Help](#)[Canada / English](#)[Low bandwidth version](#)[FEEDBACK](#)[Business](#) [Privacy](#) [Legal](#) [Contact Us](#) [Careers](#) [Sitemap](#)

Copyright © 1995-2013 SAMSUNG All rights reserved.