




















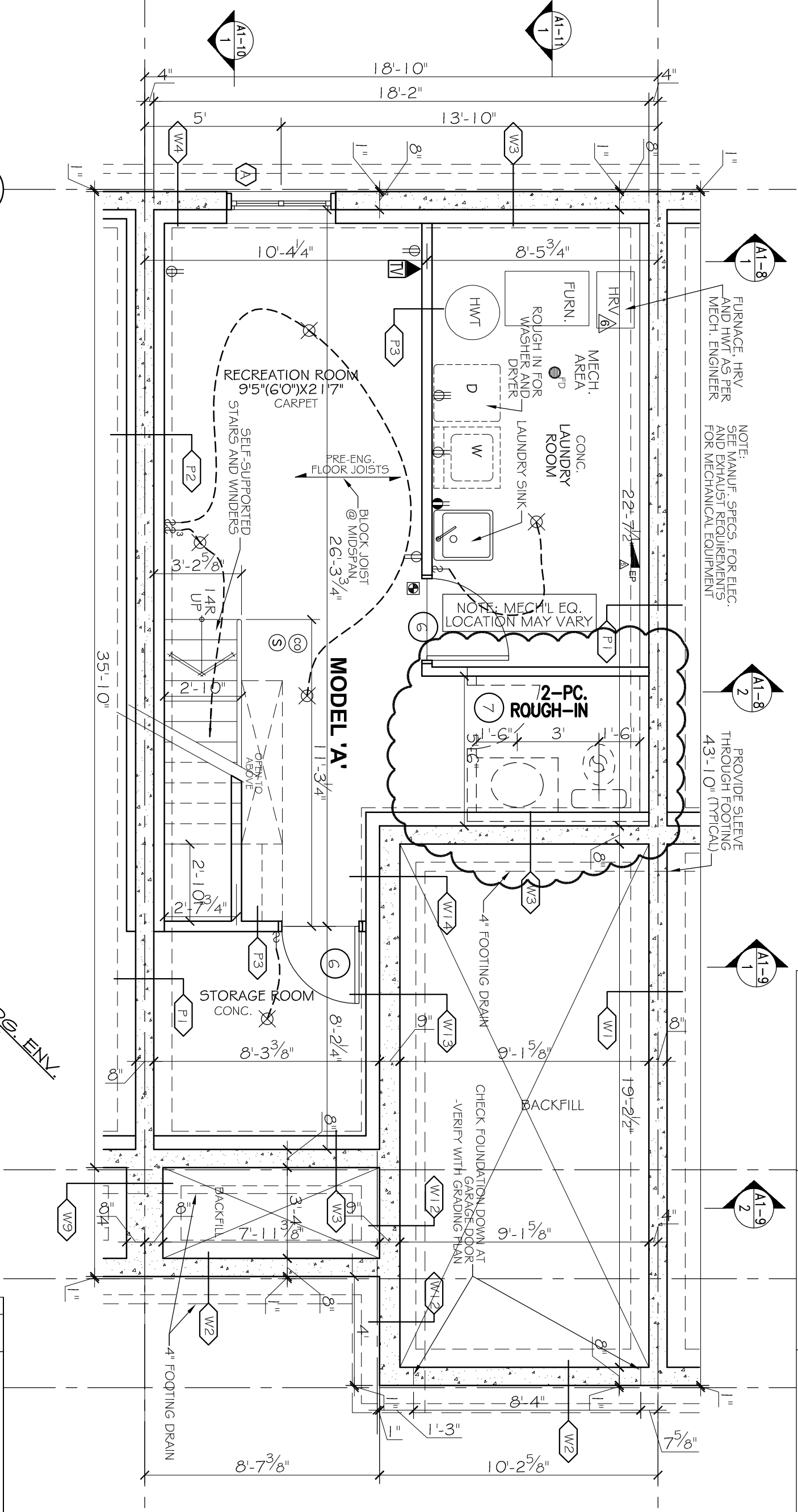


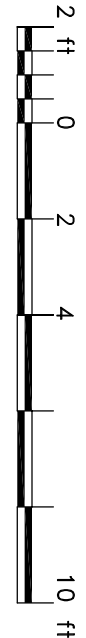
- NOTES
1. SEE DWG. A4 FOR WALL & PARTITION ASSEMBLIES.
 2. SEE DWG. A5 FOR DOOR AND WINDOW SCHEDULES.
 3. SEE DWGS. A6 & A7 FOR SPECIFICATIONS.
 4. PROVIDE SLEEVES WHERE FOOTING DRAIN CROSSES FOOTINGS.
 5. INTERIOR PARTITION WALLS MAY BE INCREASED TO 2x6 STUDS FOR STRUCTURAL AND PLUMBING REQUIREMENTS. ADJUST DIMENSIONS ACCORDINGLY.

- STRUCTURAL NOTES
1. SEE PRE-ENG. FLOOR JOIST AND ROOF TRUSS DWGS. FOR FLOOR JOISTS, LVLS AND ROOF TRUSSES. USE 9 1/2" PRE-ENGINEERED JOISTS FOR ALL FLOOR ASSEMBLIES. DOUBLE UP STUDS UNDER ALL LVLS TO FOUNDATION LEVEL. FLOOR JOIST AND ROOF TRUSS DWGS. TO BE REVIEWED AND APPROVED BY STRUCTURAL ENGINEER.

ELEC./MECH. LEGEND	
	FLOOR DRAIN
	SMOKE ALARM (120V)
	CARBON MONOXIDE DETECTOR
	CEILING MOUNTED INCAND. LIGHT FIXTURE
	CAPPED CEILING OUTLET
	WALL-MOUNTED INCAND. LIGHT FIXTURE
	WALL-MOUNTED EXTERIOR INCAND. LIGHT FIXTURE
	LIGHT SWITCH
	3-WAY LIGHT SWITCH
	THERMOSTAT
	120V ELECTRICAL OUTLET
	CEILING MOUNTED 120V ELECTRICAL OUTLET
	220V ELECTRICAL OUTLET
	GFI ELECTRICAL OUTLET
	SWITCH ELECTRICAL OUTLET
	EXHAUST FAN
	TELEPHONE OUTLET
	CABLE TV OUTLET
	WATER HOOKUP
	CENTRAL VACUUM
	ELECTRICAL PANEL



"MODEL A" - BASEMENT FLOOR PLAN
SCALE: 1/4"=1'
























ISSUED FOR BLDG. ENV.
DRAFT

SPECIFIC NOTE:
SEE SHOP DRAWINGS AND THE REST OF ARCHITECTURAL & STRUCTURAL PLANS FOR COMPLETE WORKING DRAWINGS NOTES, SCHEDULES AND LEGENDS.

1	APRIL 14, 2010	ISSUED FOR BLDG. ENVELOPE ONLY
2	MAY 10, 2010	REVISED TO MEET CBC 9.1.2
3	JUN 15, 2010	REVISED TO MEET CBC 9.1.2
4	JUL 10, 2010	REVISED TO MEET CBC 9.1.2
5	AUG 15, 2010	REVISED TO MEET CBC 9.1.2
6	SEP 10, 2010	REVISED TO MEET CBC 9.1.2
7	OCT 10, 2010	ISSUED FOR PRELIM. REVIEW
8	NOV 10, 2010	REVISION
9	DEC 10, 2010	REVISION
10	JAN 10, 2011	REVISION
11	FEB 10, 2011	REVISION
12	MAR 10, 2011	REVISION
13	APR 10, 2011	REVISION
14	MAY 10, 2011	REVISION
15	JUN 10, 2011	REVISION
16	JUL 10, 2011	REVISION
17	AUG 10, 2011	REVISION
18	SEP 10, 2011	REVISION
19	OCT 10, 2011	REVISION
20	NOV 10, 2011	REVISION
21	DEC 10, 2011	REVISION
22	JAN 10, 2012	REVISION
23	FEB 10, 2012	REVISION
24	MAR 10, 2012	REVISION
25	APR 10, 2012	REVISION
26	MAY 10, 2012	REVISION
27	JUN 10, 2012	REVISION
28	JUL 10, 2012	REVISION
29	AUG 10, 2012	REVISION
30	SEP 10, 2012	REVISION
31	OCT 10, 2012	REVISION
32	NOV 10, 2012	REVISION
33	DEC 10, 2012	REVISION
34	JAN 10, 2013	REVISION
35	FEB 10, 2013	REVISION
36	MAR 10, 2013	REVISION
37	APR 10, 2013	REVISION
38	MAY 10, 2013	REVISION
39	JUN 10, 2013	REVISION
40	JUL 10, 2013	REVISION
41	AUG 10, 2013	REVISION
42	SEP 10, 2013	REVISION
43	OCT 10, 2013	REVISION
44	NOV 10, 2013	REVISION
45	DEC 10, 2013	REVISION
46	JAN 10, 2014	REVISION
47	FEB 10, 2014	REVISION
48	MAR 10, 2014	REVISION
49	APR 10, 2014	REVISION
50	MAY 10, 2014	REVISION
51	JUN 10, 2014	REVISION
52	JUL 10, 2014	REVISION
53	AUG 10, 2014	REVISION
54	SEP 10, 2014	REVISION
55	OCT 10, 2014	REVISION
56	NOV 10, 2014	REVISION
57	DEC 10, 2014	REVISION
58	JAN 10, 2015	REVISION
59	FEB 10, 2015	REVISION
60	MAR 10, 2015	REVISION
61	APR 10, 2015	REVISION
62	MAY 10, 2015	REVISION
63	JUN 10, 2015	REVISION
64	JUL 10, 2015	REVISION
65	AUG 10, 2015	REVISION
66	SEP 10, 2015	REVISION
67	OCT 10, 2015	REVISION
68	NOV 10, 2015	REVISION
69	DEC 10, 2015	REVISION
70	JAN 10, 2016	REVISION
71	FEB 10, 2016	REVISION
72	MAR 10, 2016	REVISION
73	APR 10, 2016	REVISION
74	MAY 10, 2016	REVISION
75	JUN 10, 2016	REVISION
76	JUL 10, 2016	REVISION
77	AUG 10, 2016	REVISION
78	SEP 10, 2016	REVISION
79	OCT 10, 2016	REVISION
80	NOV 10, 2016	REVISION
81	DEC 10, 2016	REVISION
82	JAN 10, 2017	REVISION
83	FEB 10, 2017	REVISION
84	MAR 10, 2017	REVISION
85	APR 10, 2017	REVISION
86	MAY 10, 2017	REVISION
87	JUN 10, 2017	REVISION
88	JUL 10, 2017	REVISION
89	AUG 10, 2017	REVISION
90	SEP 10, 2017	REVISION
91	OCT 10, 2017	REVISION
92	NOV 10, 2017	REVISION
93	DEC 10, 2017	REVISION
94	JAN 10, 2018	REVISION
95	FEB 10, 2018	REVISION
96	MAR 10, 2018	REVISION
97	APR 10, 2018	REVISION
98	MAY 10, 2018	REVISION
99	JUN 10, 2018	REVISION
100	JUL 10, 2018	REVISION
101	AUG 10, 2018	REVISION
102	SEP 10, 2018	REVISION
103	OCT 10, 2018	REVISION
104	NOV 10, 2018	REVISION
105	DEC 10, 2018	REVISION
106	JAN 10, 2019	REVISION
107	FEB 10, 2019	REVISION
108	MAR 10, 2019	REVISION
109	APR 10, 2019	REVISION
110	MAY 10, 2019	REVISION
111	JUN 10, 2019	REVISION
112	JUL 10, 2019	REVISION
113	AUG 10, 2019	REVISION
114	SEP 10, 2019	REVISION
115	OCT 10, 2019	REVISION
116	NOV 10, 2019	REVISION
117	DEC 10, 2019	REVISION
118	JAN 10, 2020	REVISION
119	FEB 10, 2020	REVISION
120	MAR 10, 2020	REVISION
121	APR 10, 2020	REVISION
122	MAY 10, 2020	REVISION
123	JUN 10, 2020	REVISION
124	JUL 10, 2020	REVISION
125	AUG 10, 2020	REVISION
126	SEP 10, 2020	REVISION
127	OCT 10, 2020	REVISION
128	NOV 10, 2020	REVISION
129	DEC 10, 2020	REVISION
130	JAN 10, 2021	REVISION
131	FEB 10, 2021	REVISION
132	MAR 10, 2021	REVISION
133	APR 10, 2021	REVISION
134	MAY 10, 2021	REVISION
135	JUN 10, 2021	REVISION
136	JUL 10, 2021	REVISION
137	AUG 10, 2021	REVISION
138	SEP 10, 2021	REVISION
139	OCT 10, 2021	REVISION
140	NOV 10, 2021	REVISION
141	DEC 10, 2021	REVISION
142	JAN 10, 2022	REVISION
143	FEB 10, 2022	REVISION
144	MAR 10, 2022	REVISION
145	APR 10, 2022	REVISION
146	MAY 10, 2022	REVISION
147	JUN 10, 2022	REVISION
148	JUL 10, 2022	REVISION
149	AUG 10, 2022	REVISION
150	SEP 10, 2022	REVISION
151	OCT 10, 2022	REVISION
152	NOV 10, 2022	REVISION
153	DEC 10, 2022	REVISION
154	JAN 10, 2023	REVISION
155	FEB 10, 2023	REVISION
156	MAR 10, 2023	REVISION
157	APR 10, 2023	REVISION
158	MAY 10, 2023	REVISION
159	JUN 10, 2023	REVISION
160	JUL 10, 2023	REVISION
161	AUG 10, 2023	REVISION
162	SEP 10, 2023	REVISION
163	OCT 10, 2023	REVISION
164	NOV 10, 2023	REVISION
165	DEC 10, 2023	REVISION
166	JAN 10, 2024	REVISION
167	FEB 10, 2024	REVISION
168	MAR 10, 2024	REVISION
169	APR 10, 2024	REVISION
170	MAY 10, 2024	REVISION
171	JUN 10, 2024	REVISION
172	JUL 10, 2024	REVISION
173	AUG 10, 2024	REVISION
174	SEP 10, 2024	REVISION
175	OCT 10, 2024	REVISION
176	NOV 10, 2024	REVISION
177	DEC 10, 2024	REVISION
178	JAN 10, 2025	REVISION
179	FEB 10, 2025	REVISION
180	MAR 10, 2025	REVISION
181	APR 10, 2025	REVISION
182	MAY 10, 2025	REVISION
183	JUN 10, 2025	REVISION
184	JUL 10, 2025	REVISION
185	AUG 10, 2025	REVISION
186	SEP 10, 2025	REVISION
187	OCT 10, 2025	REVISION
188	NOV 10, 2025	REVISION
189	DEC 10, 2025	REVISION
190	JAN 10, 2026	REVISION
191	FEB 10, 2026	REVISION
192	MAR 10, 2026	REVISION
193	APR 10, 2026	REVISION
194	MAY 10, 2026	REVISION
195	JUN 10, 2026	REVISION
196	JUL 10, 2026	REVISION
197	AUG 10, 2026	REVISION
198	SEP 10, 2026	REVISION
199	OCT 10, 2026	REVISION
200	NOV 10, 2026	REVISION
201	DEC 10, 2026	REVISION
202	JAN 10, 2027	REVISION
203	FEB 10, 2027	REVISION
204	MAR 10, 2027	REVISION
205	APR 10, 2027	REVISION
206	MAY 10, 2027	REVISION
207	JUN 10, 2027	REVISION
208	JUL 10, 2027	REVISION
209	AUG 10, 2027	REVISION
210	SEP 10, 2027	REVISION
211	OCT 10, 2027	REVISION
212	NOV 10, 2027	REVISION
213	DEC 10, 2027	REVISION
214	JAN 10, 2028	REVISION
215	FEB 10, 2028	REVISION
216	MAR 10, 2028	REVISION
217	APR 10, 2028	REVISION
218	MAY 10, 2028	REVISION
219	JUN 10, 2028	REVISION
220	JUL 10, 2028	REVISION
221	AUG 10, 2028	REVISION
222	SEP 10, 2028	REVISION
223	OCT 10, 2028	REVISION
224	NOV 10, 2028	REVISION
225	DEC 10, 2028	REVISION
226	JAN 10, 2029	REVISION
227	FEB 10, 2029	REVISION
228	MAR 10, 2029	REVISION
229	APR 10, 2029	REVISION
230	MAY 10, 2029	REVISION
231	JUN 10, 2029	REVISION
232	JUL 10, 2029	REVISION
233	AUG 10, 2029	REVISION
234	SEP 10, 2029	REVISION
235	OCT 10, 2029	REVISION
236	NOV 10, 2029	REVISION
237	DEC 10, 2029	REVISION
238	JAN 10, 2030	REVISION
239	FEB 10, 2030	REVISION
240	MAR 10, 2030	REVISION
241	APR 10, 2030	REVISION
242	MAY 10, 2030	REVISION
243	JUN 10, 2030	REVISION
244	JUL 10, 2030	REVISION
245	AUG 10, 2030	REVISION
246	SEP 10, 2030	REVISION
247	OCT 10, 2030	REVISION
248	NOV 10, 2030	REVISION
249	DEC 10, 2030	REVISION
250	JAN 10, 2031	REVISION
251	FEB 10, 2031	REVISION
252	MAR 10, 2031	REVISION
253	APR 10, 2031	REVISION
254	MAY 10, 2031	REVISION
255	JUN 10, 2031	REVISION
256	JUL 10, 2031	REVISION
257	AUG 10, 2031	REVISION
258	SEP 10, 2031	REVISION
259	OCT 10, 2031	REVISION
260	NOV 10, 2031	REVISION
261	DEC 10, 2031	REVISION
262	JAN 10, 2032	REVISION
263	FEB 10, 2032	REVISION
264	MAR 10, 2032	REVISION
265	APR 10, 2032	REVISION
266	MAY 10, 2032	REVISION
267	JUN 10, 2032	REVISION
268	JUL 10, 2032	REVISION
269	AUG 10, 2032	REVISION
270	SEP 10, 2032	REVISION
271	OCT 10, 2032	REVISION
272	NOV 10, 2032	REVISION
273	DEC 10, 2032	REVISION
274	JAN 10, 2033	REVISION
275	FEB 10, 2033	REVISION
276	MAR 10, 2033	REVISION
277	APR 10, 2033	REVISION
278	MAY 10, 2033	REVISION
279	JUN 10, 2033	REVISION
280	JUL 10, 2033	REVISION
281	AUG 10, 2033	REVISION
282	SEP 10, 2033	REVISION
283	OCT 10, 2033	REVISION
284	NOV 10, 2033	REVISION
285	DEC 10, 2033	REVISION
286	JAN 10, 2034	REVISION
287	FEB 10, 2034	REVISION
288	MAR 10, 2034	REVISION
289	APR 10, 2034	REVISION
290	MAY 10, 2034	REVISION
291	JUN 10, 2034	REVISION
292	JUL 10, 2034	REVISION
293	AUG 10, 2034	REVISION
294	SEP 10, 2034	REVISION
295	OCT 10, 2034	REVISION
296	NOV 10, 2034	REVISION
297	DEC 10, 2034	REVISION
298	JAN 10, 2035	REVISION
299	FEB 10, 2035	REVISION
300	MAR 10, 2035	REVISION
301	APR 10, 2035	REVISION
302	MAY 10, 2035	REVISION
303	JUN 10, 2035	REVISION
304	JUL 10, 2035	REVISION
305	AUG 10, 2035	REVISION
306	SEP 10, 2035	REVISION
307	OCT 10, 2035	REVISION
308	NOV 10, 2035	REVISION
309	DEC 10, 2035	REVISION
310	JAN 10, 2036	REVISION
311	FEB 10, 2036	REVISION
312	MAR 10, 2036	REVISION</

- NOTES
1. SEE DWG. A4 FOR WALL & PARTITION ASSEMBLIES.
 2. SEE DWG. A5 FOR DOOR AND WINDOW SCHEDULES.
 3. SEE DWGS. AG & A7 FOR SPECIFICATIONS.
 4. SEE ENG. DWGS FOR FLOOR JOISTS, LVLS AND ROOF TRUSSES. USE 9 1/2" PRE-ENGINEERED JOISTS FOR ALL FLOOR ASSEMBLIES.
 5. INTERIOR PARTITION WALLS MAY BE INCREASED TO 2x6 STUDS FOR STRUTURAL AND PLUMBING REQUIREMENTS. ADJUST DIMENSIONS ACCORDINGLY.
 6. CONCRETE FRONT PORCH w/ PRE-CAST CONCRETE STEP. SLOPE TOP SURFACES 1/4" IN 12"
 7. FIRESTOP ALL PLUMBING AND ELECTRICAL PENETRATIONS AT PARTY WALL.

- STRUCTURAL NOTES
1. SEE PRE-ENG. FLOOR JOIST AND ROOF TRUSS DWGS. FOR FLOOR JOISTS, LVLS AND ROOF TRUSSES. USE 9 1/2" PRE-ENGINEERED JOISTS FOR ALL FLOOR ASSEMBLIES. DOUBLE UP STUDS UNDER ALL LVLS TO FOUNDATION LEVEL. FLOOR JOIST AND ROOF TRUSS DWGS. TO BE REVIEWED AND APPROVED BY STRUCTURAL ENGINEER.

ELEC./MECH. LEGEND	
	FLOOR DRAIN
	SMOKE ALARM (120V)
	CARBON MONOXIDE DETECTOR
	CEILING MOUNTED INCAND. LIGHT FIXTURE
	CAPPED CEILING OUTLET
	WALL-MOUNTED INCAND. LIGHT FIXTURE
	WALL-MOUNTED EXTERIOR INCAND. LIGHT FIXTURE
	LIGHT SWITCH
	3-WAY LIGHT SWITCH
	THERMOSTAT
	120V ELECTRICAL OUTLET
	CEILING MOUNTED 120V ELECTRICAL OUTLET
	220V ELECTRICAL OUTLET
	GFI ELECTRICAL OUTLET
	SWITCH ELECTRICAL OUTLET
	EXHAUST FAN
	TELEPHONE OUTLET
	CABLE TV OUTLET
	WATER HOOKUP
	CENTRAL VACUUM
	ELECTRICAL PANEL

- NOTES
1. F.T.O.L.
- DO NOT SCALE DRAWINGS
- ALL DIMENSIONS TO BE VERIFIED ON SITE AND REPORT ANY ERRORS TO BUILDER
- ALL FINISHES TO BE COORDINATED ON SITE BY BUILDER
- ALL MATERIALS TO BE USED SHALL BE APPROVED BY THE ARCHITECT
- ALL ELECTRICAL & MECHANICAL SHALL CONFORM TO MINIMUM A.S.P. & I.E.C. STANDARDS
- ALL DIMENSIONS FOR WALLS ARE TAKEN FROM CENTERLINE OF PARTITION WALLS, EXCEPT FACE OF EX. WALLS, MINOR FACE OF EXTERIOR WALLS, AND CENTERLINE OF PARTITION WALLS
- ALL AREA CALCULATIONS ARE DETERMINED FROM OUTSIDE WALLS
- ALL DIMENSIONS SHALL NOT BE USED FOR CONSTRUCTION
- ALL DIMENSIONS SHALL BE SHOWN AND SIGNED BY THE ARCHITECT

- LEGEND
- WALL / PARTITION ASSEMBLY
 - DOOR TYPE
 - WINDOW TYPE
 - STRUCTURAL NOTE

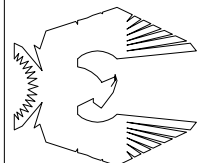
STRUCTURAL DESIGN BY
JOHN STUART HALL, P. ENG.
FOR THE ARCHITECT
THIS DRAWING IS THE PROPERTY OF THE ARCHITECT
AND IS NOT TO BE REPRODUCED OR USED FOR CONSTRUCTION
WITHOUT THE WRITTEN PERMISSION OF THE ARCHITECT

5	JAN. 2013	REISSUED FOR PERMIT
4	APR. 2012	REVISED TO MEET CBC 98.12
3	DEC. 2011	REVISED AS PER STRUCTURAL
2	DEC. 2011	ISSUED FOR PERMIT
1	OCT. 2010	ISSUED FOR PRELIM. REVIEW
AA	DATE	REVISION

DO NOT SCALE THIS DRAWING - FIELD DIMENSIONS ONLY

THIS DRAWING SHALL NOT BE USED FOR CONSTRUCTION PURPOSES UNTIL SIGNED BY THE ARCHITECT

SignedSeal3.jpg

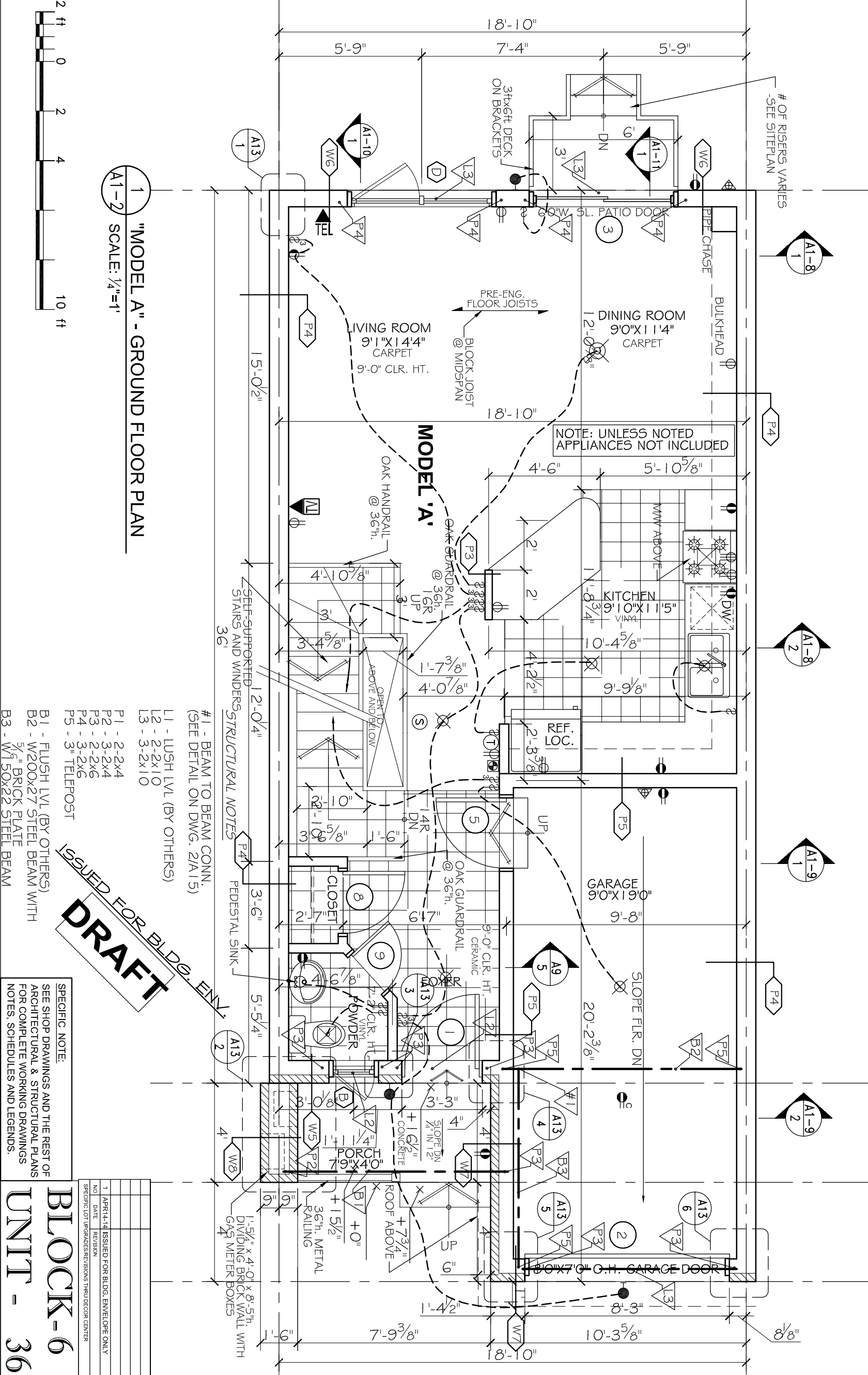


PROJECT
SAWGRASS TOWNS
JOCKVALE RD.
OTTAWA, ON

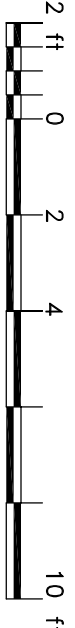
DRAWING NAME
"MODEL A REVERSED"
GROUND FLOOR PLAN

DRAWN BY	RDB	DATE	OCT. 1, 2010
SCALE	1/4" = 1'	DRAWING NO.	A1-2
JOB NO.	967		

MORRIS MELAMED
architect - ottawa
(613) 727-7400 FAX (613) 727-7334



"MODEL A" - GROUND FLOOR PLAN
SCALE: 1/4"=1'



- STRUCTURAL NOTES
- #1 - BEAM TO BEAM CONN. (SEE DETAIL ON DWG. 2/A115)
 - L1 - LUSH LVL (BY OTHERS)
 - L2 - 2-2x10
 - L3 - 3-2x10
 - P1 - 2-2x4
 - P2 - 3-2x4
 - P3 - 2-2x6
 - P4 - 3-2x6
 - P5 - 3" TELEPOST
 - B1 - FLUSH LVL (BY OTHERS)
 - B2 - W200x27 STEEL BEAM WITH 5/8" BRICK PLATE
 - B3 - W150x22 STEEL BEAM

SPECIFIC NOTE:
SEE SHOP DRAWINGS AND THE REST OF ARCHITECTURAL & STRUCTURAL PLANS FOR COMPLETE WORKING DRAWINGS NOTES, SCHEDULES AND LEGENDS.

1	DATE	REVISION
1	APRIL 14	ISSUED FOR BLDG. ENVELOPE ONLY
		SPECIFIC LOT UPDATES/REVISIONS THRU DECOR CENTER

BLOCK-6
UNIT - 36

NOTES

DO NOT SCALE DRAWINGS
ALL DIMENSIONS TO BE VERIFIED ON SITE AND REPORT ANY ERRORS TO BUILDER
SPECIES AND GRADES TO BE CONFIRMED ON SITE BY BUILDER
CHECK FOR UNUSUAL SOILS TO BE REMOVED OR STABILIZED
MECHANICAL & ELECTRICAL SHALL CONFORM TO PROVINCIAL & MUNICIPAL CODES & BY-LAWS
DO NOT SCALE DRAWINGS
CHECK WITH MANUFACTURER FOR EXACT ROOF DRAINING REQUIREMENTS FOR ALL DOORS & WINDOWS
DIMENSIONS FOR WALLS ARE TAKEN FROM CENTRELINE OF PARTITION WALLS, EXTERIOR FACE OF EX. WALLS, AND/OR FACE OF CONCRETE AND CONCRETE BLOCK WALLS.
ALL AREA CALCULATIONS ARE OBTAINED FROM OUTSIDE SURFACE OF EXTERIOR WALLS AND CENTRELINE OF PARTITION WALLS.
THIS DRAWING SHALL NOT BE USED FOR CONSTRUCTION PURPOSES UNLESS SHOWN AND SIGNED BY THE ARCHITECT.

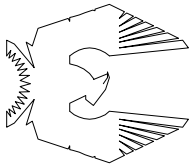
LEGEND

6	JAN. 2013	REISSUED FOR PERMIT
5	JUL. 10/12	FOOTING & USE REVISED. CIRC. VENT & BAND REV.
4	APR. 20/12	REVISED TO MEET CBC 58.42
3	DEC. 20/11	REVISED AS PER STRUCTURAL
2	DEC. 7/11	ISSUED FOR PERMIT
1	OCT. 1/10	ISSUED FOR PRELIM. REVIEW
AA	DATE	REVISION

DO NOT SCALE THIS DRAWINGS - READ DIMENSIONS ONLY

THIS DRAWING SHALL NOT BE USED FOR CONSTRUCTION PURPOSES UNTIL SIGNED BY THE ARCHITECT

SignedSeal3.jpg



PHOENIX HOMES

PROJECT
SAWGRASS TOWNS
JOCKVALE RD.
OTTAWA, ON

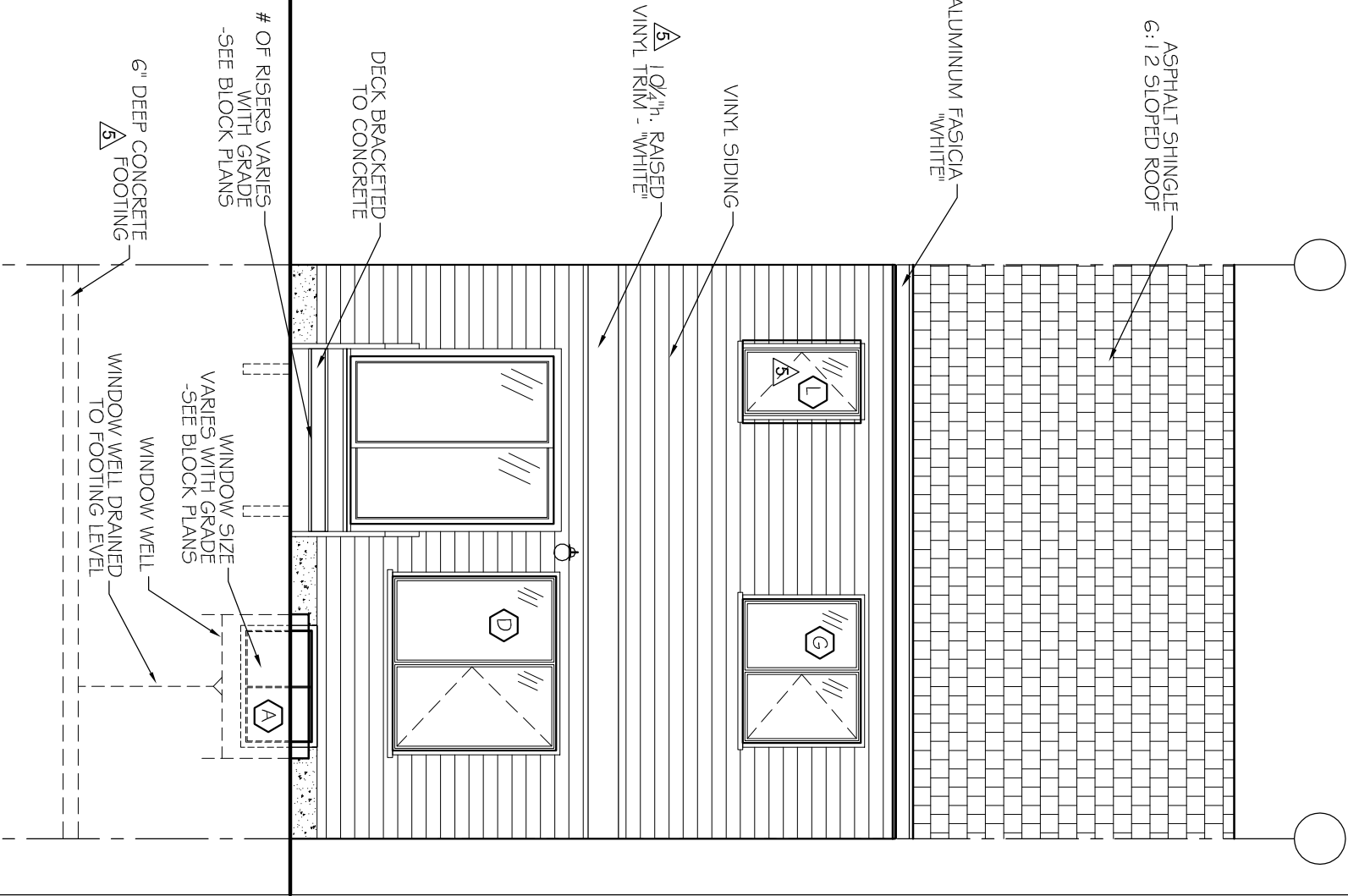
DRAWING NAME

"MODEL A REVERSED"
ELEVATIONS

DRAWN BY	RDB	DATE	OCT. 1, 2010
SCALE	3/16" = 1'	DRAWING NO.	A1-4
JOB NO.	967		

MORRIS MELAMED
architect - ottawa

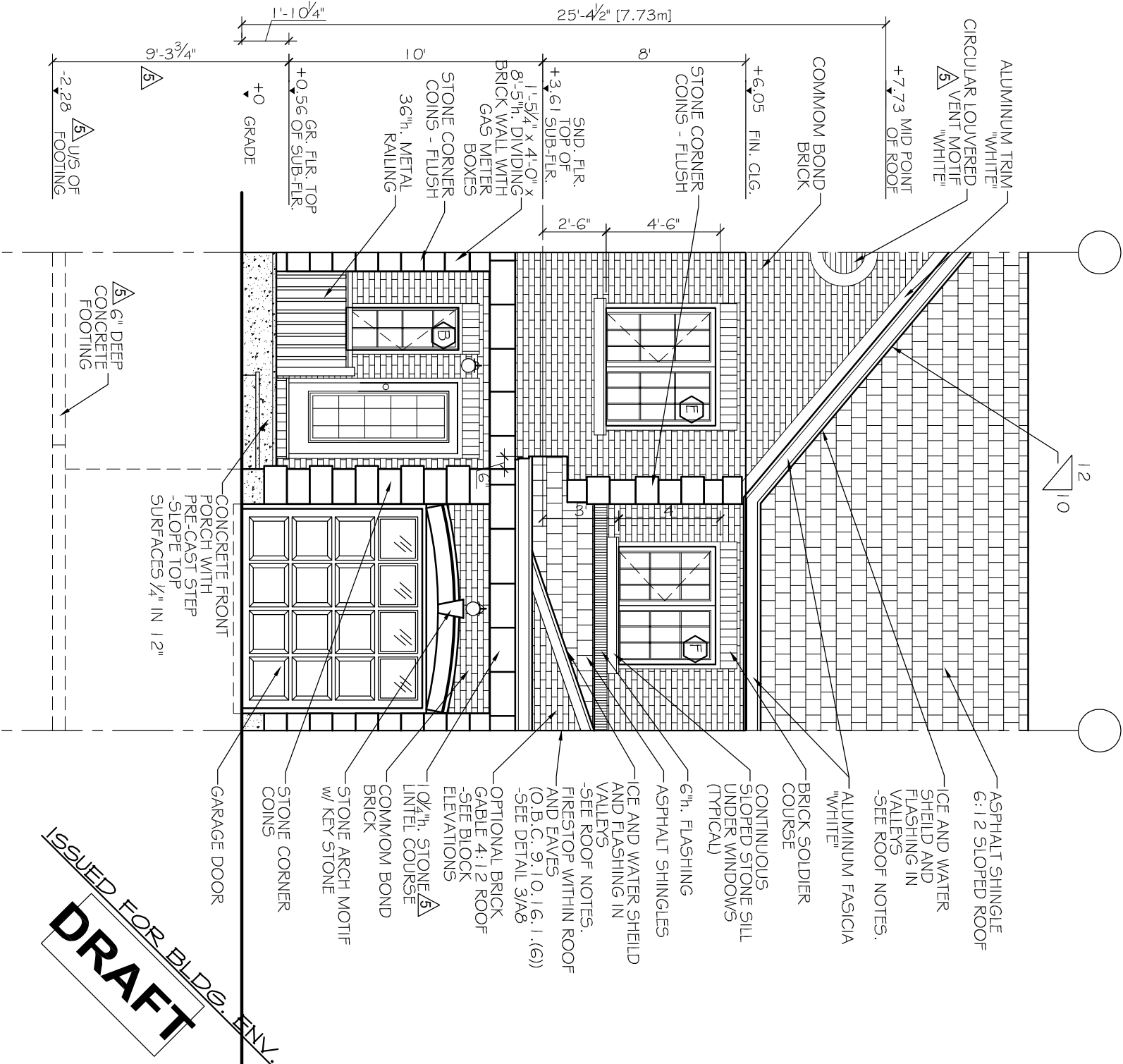
(613) 727-7400 FAX (613) 727-7334



"MODEL A" - TYPICAL UNIT
REAR ELEVATION

SCALE: 3/16"=1'

A1-4



"MODEL A" - TYPICAL UNIT
FRONT ELEVATION

SCALE: 3/16"=1'

A1-4

NOTES

- SEE DWG. A5 FOR WINDOW SCHEDULE AND NOTES.
- SEE DWGS. A6 & A7 FOR SPECIFICATIONS.
- VERIFY DEPTH OF FOOTING WITH GRADING PLAN AND STRUCTURAL ENGINEER.
- PARGE ALL EXPOSED CONCRETE.
- FLASH ALL OPENINGS AS PER O.B.C. 9.20.1.3.
- PROVIDE WEEP HOLES @ 2'-7" o.c. MAX. AT BASE OF ALL BRICK AND STONE COURSES INCLUDING BRICK SOLDIER COURSE OVER WINDOWS.
- COLOURS AS PER CONTRACTORS SAMPLE BOARD.
- SEE DWG. A7 FOR ROOF SPECIFICATIONS.

ISSUED FOR BLDG. PERMIT
DRAFT

