




INTERIOR COLOUR SELECTIONS

LOT#/PHASE: 041, Ph 5;
MODEL/ELEV.: 2480 MANITOU

Colour Chart Date: May 10, 2023




| | | |
|--|--|---|
| PURCHASER(S) NAME(S): Sarbjit Kaur Sandhu | | |
| TELEPHONE (D): | | CELL: 647-924-3868 |
| EMAIL: SARBJITSANDHU1983@YAHOO.COM | | |
| | | |
| INTERIOR TRIM/DOORS | | |
| INTERIOR DOOR STYLE 2 Panel Smooth (Square) | INTERIOR DOOR HANDLES Perspective w/ round rose kit - (Standard) | |
| EXTERIOR DOOR HANDLES Madera - Satin Nickel (Standard) | INTERIOR TRIM PACKAGE Level 1 | |
| CROWN MOULDING | ARCHITRAVE | |
| ADDITIONAL NOTES | | |
| INTERIOR PAINT | | |
| THROUGHOUT ENTIRE HOME Dulux: Aria, DLX 1001-2 | | |
| STAIRS/RAILINGS | | |
| MAIN STAIRCASE OAK | MAIN STAIRCASE PICKET STYLE Level 1A - Metal/Iron | MAIN STAIRCASE STAIN FINISH * UPGRADE Wolfhound-Kentwood, Satin (to complement) |
| BASEMENT STAIRCASE STANDARD - Paint Grade, as per plan | BASEMENT STAIR PICKET STYLE STANDARD, as per plan | BASEMENT STAIRCASE FINISH N/A |
| FIREPLACE | | |
| FIREPLACE GAS | MANTLE STYLE NF 8 | MANTLE FINISH WHITE - Paint Grade |
| SURROUND N/A | HEARTH N/A | OTHER N/A |
| FLOORING: HARDWOOD/LAMINATE/ VINYL/ BROADLOOM | | |
| MAIN FLOOR AND MID/LOWER STAIR LANDINGS (Except for standard tiled areas) | | THROUGHOUT |
| Kentwood, Elements Custom Oak - 3 1/2" x 1/2" - Wolfhound | | 3 1/2" x 3/4, as per Metropolitan Flooring - email sent to LC 05.18.23 |
| KITCHEN/BREAKFAST/SERVERY | | |
| UPPER HALLWAY (2 ND FLOOR) Carpet: Level 1, 35oz, 020 | | |
| SECOND FLOOR (Except for standard tiled areas) | | THROUGHOUT |
| Carpet: Level 1, 35oz, 020 | | |
| LOWER LEVEL AREA (Except for standard tiled areas) | | |
| UNDERPAD STANDARD | | |
| ALL LAMINATE AND VINYL FLOORING FINISHED WITH MATCHING T-CAP | | |
| | | |
| MIRRORS | | |
| POWDER ROOM Supply and Install | MAIN BATHROOM Supply and Install | |
| PRIMARY ENSUITE BATHROOM Supply and Install | SHARED BATHROOM (BDRM 2/3) Supply and Install | |
| 2 ND ENSUITE (BDRM 4) BATHROOM | LOWER LEVEL BATHROOM | |
| BATHROOM ACCESSORIES (Soap Dish, Toilet Paper Holder, and Towel Bar) | | |
| POWDER ROOM Supply but Do Not Install | MAIN BATHROOM Supply but Do Not Install | |
| PRIMARY ENSUITE BATHROOM Supply but Do Not Install | SHARED BATHROOM (BDRM 2/3) Supply but Do Not Install | |
| 2 ND ENSUITE () BATHROOM | LOWER LEVEL BATHROOM | |
| CLIENT INITIAL(S):  | | |



INTERIOR COLOUR SELECTIONS
LOT#/PHASE: **041, Ph 5;**
MODEL/ELEV.: **2480 MANITOU**

Colour Chart Date: May 10, 2023




| CERAMIC FLOOR & WALL TILE | | |
|---|---------------------------|------------------------------------|
| ALL TILES FINISHED WITH METAL EDGE | | INSTALLATION DETAILS, IF REQUIRED: |
| FOYER * UPGRADE Centura: Linear Stone White 12x24 | GROUT Silver Grey *613 | Stacked Vertical (from door) |
| MAIN HALL FLOOR | GROUT | |
| POWDER ROOM BATHROOM FLOOR * Centura: Linen White Floor 13x13 | GROUT Silver Grey *613 | |
| LAUNDRY ROOM/ GARAGE ENTRY * Centura: Linen White Floor 13x13 | GROUT Silver Grey *613 | |
| KITCHEN/BREAKFAST FLOOR * UPGRADE Centura: Linear Stone White 12x24 | GROUT Silver Grey *613 | Stacked Vertical (from hall) |
| OTHER | GROUT | |
| OTHER | GROUT | |
| MAIN BATHROOM FLOOR * Centura: Linen White Floor 13x13 | GROUT Silver Grey *613 | |
| MAIN BATHROOM WALL * Olympia: Splendour White 8x10 | GROUT Snowwhite | |
| OTHER | GROUT | |
| PRIMARY ENSUITE BATHROOM FLOOR * Centura: Linen White Floor 13x13 | GROUT Silver Grey *613 | |
| PRIMARY ENSUITE SHOWER WALL * Olympia: Splendour White 8x10 | GROUT Snowwhite | |
| PRIMARY ENSUITE SHOWER FLOOR * North York: White 2x2 mosaics | GROUT Snowwhite | |
| PRIMARY ENSUITE SHOWER JAMB * North York: Pure White | | |
| 2 ND ENSUITE FLOOR () | GROUT | |
| 2 ND ENSUITE SHOWER/TUB WALL | GROUT Snowwhite | |
| 2 ND ENSUITE SHOWER JAMB & SHOWER FLOOR | GROUT | |
| SHARED BATHROOOM FLOOR (BDRM 2/3) * Centura: Linen White Floor 13x13 | GROUT Silver Grey *613 | |
| SHARED BATH WALL * Olympia: Splendour White 8x10 | GROUT Snowwhite | |
| SHARED BATHROOM SHOWER JAMB & SHOWER FLOOR N/A | GROUT Snowwhite | |
| LOWER LEVEL BATHROOM FLOOR | GROUT | |
| LOWER LEVEL BATHROOM SHOWER WALL | GROUT Snowwhite | |
| LOWER LEVEL SHOWER JAMB & SHOWER FLOOR | GROUT Snowwhite | |
| CLIENT INITIAL(S):  <div>sk</div> | | |



INTERIOR COLOUR SELECTIONS
LOT#/PHASE: **041, Ph 5;**
MODEL/ELEV.: **2480 MANITOU**

Colour Chart Date: May 10, 2023



| | |
|--|--|
| CABINET STYLE/COLOUR AND HARDWARE | |
| <u>KITCHEN AREA:</u> | |
| CABINET STYLE Shaker | CABINET COLOUR White |
| CABINET HARDWARE M 120 | ISLAND CABINET STYLE/COLOUR (If Applicable) Shaker - White |
| OTHER | |
| HOOD FAN: UNDER CABINET STAINLESS ; OTHER – REFER TO PE X | |
| <u>POWDER ROOM BATHROOM:</u> | |
| CABINET STYLE STANDARD - PEDESTAL SINK | CABINET COLOUR N/A |
| CABINET HARDWARE N/A | OTHER |
| <u>MAIN BATHROOM:</u> | |
| CABINET STYLE Paisley (S) | CABINET COLOUR Fashion Grey |
| CABINET HARDWARE M 120 | OTHER |
| <u>PRIMARY ENSUITE BATHROOM:</u> | |
| CABINET STYLE Paisley (S) | CABINET COLOUR Fashion Grey |
| CABINET HARDWARE M 120 | OTHER |
| <u>SHARED BATHROOM (BDRM 2/3):</u> | |
| CABINET STYLE Paisley (S) | CABINET COLOUR Fashion Grey |
| CABINET HARDWARE M 120 | OTHER |
| <u>2ND ENSUITE () BATHROOM:</u> | |
| CABINET STYLE | CABINET COLOUR |
| CABINET HARDWARE | OTHER |
| <u>LOWER LEVEL BATHROOM:</u> | |
| CABINET STYLE | CABINET COLOUR |
| CABINET HARDWARE | OTHER |
| COUNTER TOPS (KITCHEN AND BATHROOMS) | |
| KITCHEN: Advance: Grigio Sardo, Single Square Edge (E-2) - 3cm | KITCHEN ISLAND (If Applicable): Advance: Grigio Sardo, Single Square Edge (E-2) - 3cm |
| POWDER ROOM BATHROOM (If Applicable): N/A PEDESTAL SINK | MAIN BATHROOM: Liberty: 4925K-07 Calcutta Marble |
| PRIMARY ENSUITE BATHROOM: Liberty: 4925K-07 Calcutta Marble | SHARED BATHROOM (BDRM 2/3): Liberty: 4925K-07 Calcutta Marble |
| 2 ND ENSUITE () BATHROOM: | LOWER LEVEL BATHROOM: |
| *If <u>GRANITE COUNTER TOP (ONLY)</u> is selected Purchaser(s) have the option to select the specific slab to be installed. **Does not apply to quartz counter top**. Purchaser(s) will be contacted directly by Advance Marble for an appointment. <input checked="" type="checkbox"/> YES or <input type="checkbox"/> NO | |
| CLIENT INITIAL(S):  SK | |



INTERIOR COLOUR SELECTIONS

LOT#/PHASE: 041, Ph 5;

MODEL/ELEV.: 2480 MANITOU

Colour Chart Date: May 10, 2023



| | |
|---|---|
| | |
| | |
| PLUMBING FIXTURES | |
| POWDER ROOM: | |
| LAVATORY FAUCET Standard - 3 Hole, 4" Centre | LAVATORY SINK N/A |
| TOILET Standard - 2 piece | PEDESTAL SINK Standard |
| KITCHEN AREA: | |
| KITCHEN FAUCET Standard - Single Hole | KITCHEN SINK Standard - Stainless (Double Bowl), Under Mount |
| OTHER (ie. WATERLINE TO FRIDGE, POT FILLER, SOAP PUMP, GARBURATOR) | OTHER |
| MAIN BATHROOM: | |
| LAVATORY FAUCET Standard - 3 Hole, 4" Centre | LAVATORY SINK Standard - Drop-In |
| TUB STYLE Standard | TUB/SHOWER FIXTURE Standard |
| TOILET Standard - 2 piece | OTHER |
| PRIMARY ENSUITE BATHROOM: | |
| LAVATORY FAUCET Standard - 3 Hole, 4" Centre | LAVATORY SINK Standard - Drop-In |
| TOILET Standard - 2 piece | TUB/SHOWER FIXTURE Standard |
| TUB STYLE (If Applicable) Standard - Freestanding | TUB FAUCET (If Applicable) Standard - Roman Tub, 3 Hole |
| SHARED BATHROOM (BDRM 2/3): | |
| LAVATORY FAUCET Standard - 3 Hole, 4" Centre | LAVATORY SINK Standard - Drop-In |
| TUB STYLE (If Applicable) Standard | TUB/SHOWER FIXTURE Standard |
| TOILET Standard - 2 piece | OTHER |
| 2 ND ENSUITE () BATHROOM: | |
| LAVATORY FAUCET | LAVATORY SINK |
| TUB STYLE (If Applicable) | TUB/SHOWER FIXTURE |
| TOILET | OTHER |
| LOWER LEVEL BATHROOM: (If Applicable) | |
| LAVATORY FAUCET | LAVATORY SINK |
| TUB STYLE (If Applicable) | TUB/SHOWER FIXTURE |
| TOILET | OTHER |
| CLIENTS ACKNOWLEDGE, AGREE, AND CONFIRM THE ACCURACY OF ALL SELECTIONS HEREIN | |
| CLIENT INITIAL(S): | |



INTERIOR COLOUR SELECTIONS
LOT#/PHASE: 041, Ph 5;
MODEL/ELEV.: 2480 MANITOU

Colour Chart Date: May 10, 2023



| APPLIANCE INFORMATION | | |
|--|------------------------------|--|
| Purchaser(s) accepted Vendor's Standard Appliance Package, as per Agreement of Purchase and Sale. (*Note: Standard specifications provided to kitchen company) | <input type="checkbox"/> YES | <input type="checkbox"/> NO |
| Purchaser(s) Upgraded Appliance Package through (*Note: It is the responsibility of Purchaser(s) to provide the new specifications to décor consultant, or will proceed with standard appliance openings) | <input type="checkbox"/> YES | <input type="checkbox"/> NO |
| Purchaser(s) Provided Their Own Appliance Specifications. (*Note: If specifications are not provided at time of colour selections Vendor will proceed with standard openings) | <input type="checkbox"/> YES | <input checked="" type="checkbox"/> NO |
| <p>STANDARD APPLIANCE SPECIFICATIONS:</p> <ul style="list-style-type: none">Fridge opening: 37" inches wide by approx. 73 5/8" inches heightStove opening: 30" inches wide, the standard stove opening is based on 30" Freestanding range. Some models may incur charges in order to accommodate.Dishwasher opening: 24" inches wideHoodfan opening: 30" inches wideRequire hoodfan specifications for kitchen, some vent models/styles may incur charges in order to accommodate. <p>*Note: Sizes provided by the Vendor for any components in the kitchen are approximates only.</p> | | |

*DENOTES EXTRAS OR UPGRADED SELECTIONS. THE PURCHASER(S) ACKNOWLEDGE AND AGREE THAT SHOULD ANY UPGRADES BE INSTALLED OR CONTRUCTED BY THE VENDOR OR ITS SERVANTS, AGENTS OR CONTRACTORS AND NOT BE PAID FOR AS AN EXTRA IN ADVANCE OF THE CLOSING DATE, THE PURCHASER(S) COVENANT AND AGREE(S) TO PAY THE AMOUNT OF SUCH UPGRADE AS AN ADJUSTMENT ON CLOSING. E.O. & E.

****PURCHASER(S) ACKNOWLEDGE THAT ANY CHANGES TO THE COLOUR CHART IS SUBJECT TO A \$500.00 ADMINISTRATION CHARGE**

- Colours of materials are as close as possible to Vendor's samples, but not necessarily identical, due to variations in material, colour or manufacturing processes.
- Due to the progress of construction, some items may already be preselected and/or installed. In this event, the Vendor's selection must be accepted by the Purchaser(s).
- Any UPGRADE and/or OPTIONAL selection will not be processed unless accompanied by a signed Purchaser's Extra Form with payment attached.
- Purchaser(s) acknowledge that a space is left for a future dishwasher, and that a cabinet for this area is optional.
- Carpet selections are based on the Purchaser(s) choice of one (1) colour throughout.
- Laundry base cabinets, if applicable, shall be white laminate countertop, plain white melamine doors and standard knob cabinet hardware.
- Some selections may be unavailable or discontinued, the Purchaser(s) may be requested to reselect. The Vendor reserves the right to make substitutions.
- All interior walls to be painted in Builder's standard off-white colour. All interior trim and doors will be painted white.
- All plumbing fixtures throughout are standard white unless accompanied by a Change Order.
- 10. Oral representation form NO part of this Agreement.**
- The colour of all tiles varies to some degree from piece to piece, from each production run to run. Colour and shading differ from one tile to another to produce a pleasing blend.
- Hardwood – Woods will vary in colour/grain according to the specie and will change over time from the sample. Exact grade and characteristics may not be shown in samples.

Purchaser (Print Name) :

Purchaser's Signature: Sarbjit kaur
Sarbjit kaur (May 16, 2023 07:58 EDT)

Purchaser (Print Name) :

Purchaser's Signature: _____

Purchaser (Print Name) :

Purchaser's Signature: _____

Purchaser (Print Name) :

Purchaser's Signature: _____

Witness: _____