




INTERIOR COLOUR SELECTIONS

LOT#/PHASE: 022, Ph 5;
MODEL/ELEV.: 3000 Kahshe



PURCHASER(S) NAME(S): <u>VANDANA PUNJ & RAJIV KUMAR PUNJ</u>		
TELEPHONE (D): (905) 794-3188 CELL: (647) 618-7392		
EMAIL: rewapunj@gmail.com,		
INTERIOR TRIM/DOORS		
INTERIOR DOOR STYLE 2 Panel Smooth (Square) Refer to PE - Study Doors	INTERIOR DOOR HANDLES Perspective w/ round rose kit - (Standard)	
EXTERIOR DOOR HANDLES Madera - Satin Nickel (Standard)	INTERIOR TRIM PACKAGE Level 1	
CROWN MOULDING	ARCHITRAVE	
ADDITIONAL NOTES		
INTERIOR PAINT		
THROUGHOUT ENTIRE HOME Dulux: Aria, DLX 1001-2		
STAIRS/RAILINGS		
MAIN STAIRCASE OAK	MAIN STAIRCASE PICKET STYLE Level 1A	MAIN STAIRCASE STAIN FINISH * UPGRADE Sturgeon-Kentwood, Satin (to complement)
BASEMENT STAIRCASE STANDARD - Paint Grade, as per plan	BASEMENT STAIR PICKET STYLE STANDARD, as per plan	BASEMENT STAIRCASE FINISH N/A
FIREPLACE		
FIREPLACE GAS	MANTLE STYLE * UPGRADE NF30	MANTLE FINISH WHITE - Paint Grade
SURROUND N/A	HEARTH N/A	OTHER N/A
FLOORING: HARDWOOD/LAMINATE/ VINYL/ BROADLOOM		
MAIN FLOOR AND MID/LOWER STAIR LANDINGS (Except for standard tiled areas) Kentwood, Elements Custom Oak - 3 1/2" x 1/2" - Sturgeon		THROUGHOUT
KITCHEN/BREAKFAST/SERVERY		
UPPER HALLWAY (2 ND FLOOR) Carpet: Level 1, 35oz, 03		
SECOND FLOOR (Except for standard tiled areas) Carpet: Level 1, 35oz, 03		THROUGHOUT
LOWER LEVEL AREA (Except for standard tiled areas)		
UNDERPAD STANDARD		
ALL LAMINATE AND VINYL FLOORING FINISHED WITH MATCHING T-CAP		
MIRRORS		
POWDER ROOM Supply and Install	MAIN BATHROOM	
PRIMARY ENSUITE BATHROOM Supply and Install	SHARED BATHROOM (BDRM 2/3) Supply and Install	
2 ND ENSUITE (BDRM 2) BATHROOM Supply and Install	LOWER LEVEL BATHROOM	
BATHROOM ACCESSORIES (Soap Dish, Toilet Paper Holder, and Towel Bar)		
POWDER ROOM Do Not Supply or Install	MAIN BATHROOM	
PRIMARY ENSUITE BATHROOM Do Not Supply or Install	SHARED BATHROOM (BDRM 3/4) Do Not Supply or Install	
2 ND ENSUITE (BDRM 2) BATHROOM Do Not Supply or Install	LOWER LEVEL BATHROOM	
CLIENT INITIAL(S):  <small>RP</small>		




INTERIOR COLOUR SELECTIONS

LOT#/PHASE: 022, Ph 5;
MODEL/ELEV.: 3000 Kahshe

Colour Chart Date: April 3, 2023



CERAMIC FLOOR & WALL TILE		
ALL TILES FINISHED WITH METAL EDGE		INSTALLATION DETAILS, IF REQUIRED:
FOYER * Ceratec: Capri White 13x13	GROUT Silver Grey *613	
MAIN HALL FLOOR	GROUT	
POWDER ROOM BATHROOM FLOOR * Ceratec: Capri White 13x13	GROUT Silver Grey *613	
LAUNDRY ROOM/ GARAGE ENTRY * Ceratec: Capri White 13x13	GROUT Silver Grey *613	
KITCHEN/BREAKFAST FLOOR * Ceratec: Capri White 13x13	GROUT Silver Grey *613	
OTHER	GROUT	
OTHER	GROUT	
MAIN BATHROOM FLOOR	GROUT	
MAIN BATHROOM WALL	GROUT Snowwhite	
OTHER	GROUT	
PRIMARY ENSUITE BATHROOM FLOOR * Olympia: Reflex Espresso 13x13	GROUT Silver Grey *613	
PRIMARY ENSUITE SHOWER WALL * Olympia: Weave Tender Grey 8x10	GROUT Snowwhite	
PRIMARY ENSUITE SHOWER FLOOR * North York: Grey 2x2 Mosaics	GROUT Snowwhite	
PRIMARY ENSUITE SHOWER JAMB North York: Pure White		
2 ND ENSUITE FLOOR (BDRM 2) * Olympia: Construct Black 12x12	GROUT Silver Grey *613	
2 ND ENSUITE SHOWER/TUB WALL * Olympia: Weave White 8x10	GROUT Snowwhite	
2 ND ENSUITE SHOWER JAMB & SHOWER FLOOR * Premier: Pure White	GROUT	
SHARED BATHROOOM FLOOR (BDRM 3/4) * Olympia: Construct Black 12x12	GROUT Silver Grey *613	
SHARED BATH WALL * Olympia: Weave White 8x10	GROUT Snowwhite	
SHARED BATHROOM SHOWER JAMB & SHOWER FLOOR * North York: Pure White	GROUT Snowwhite	
LOWER LEVEL BATHROOM FLOOR	GROUT	
LOWER LEVEL BATHROOM SHOWER WALL	GROUT Snowwhite	
LOWER LEVEL SHOWER JAMB & SHOWER FLOOR	GROUT Snowwhite	
CLIENT INITIAL(S): 		



INTERIOR COLOUR SELECTIONS

LOT#/PHASE: 022, Ph 5;
MODEL/ELEV.: 3000 Kahshe

Colour Chart Date: April 3, 2023



CABINET STYLE/COLOUR AND HARDWARE	
KITCHEN AREA:	
CABINET STYLE Alpina	CABINET COLOUR Graphite
CABINET HARDWARE M 122	ISLAND CABINET STYLE/COLOUR (If Applicable) Alpina - Graphite
OTHER	
HOOD FAN: UNDER CABINET STAINLESS ; OTHER – REFER TO PE X	
POWDER ROOM BATHROOM:	
CABINET STYLE STANDARD - PEDESTAL SINK	CABINET COLOUR N/A
CABINET HARDWARE N/A	OTHER
MAIN BATHROOM:	
CABINET STYLE	CABINET COLOUR
CABINET HARDWARE	OTHER
PRIMARY ENSUITE BATHROOM:	
CABINET STYLE Alpina	CABINET COLOUR White
CABINET HARDWARE M 121	OTHER
SHARED BATHROOM (BDRM 3/4):	
CABINET STYLE Alpina	CABINET COLOUR Fashion Grey
CABINET HARDWARE M 121	OTHER
2 ND ENSUITE (BDRM 2) BATHROOM:	
CABINET STYLE Alpina	CABINET COLOUR Daybreak
CABINET HARDWARE M 121	OTHER
LOWER LEVEL BATHROOM:	
CABINET STYLE	CABINET COLOUR
CABINET HARDWARE	OTHER
COUNTER TOPS (KITCHEN AND BATHROOMS)	
KITCHEN: * UPGRADE Advance: Venatino White, Single Square Edge (E-2) - 3cm	KITCHEN ISLAND (If Applicable): * UPGRADE Advance: Venatino White, Single Square Edge (E-2) - 3cm
KITCHEN BACKSPLASH: * UPGRADE Advance: Venatino White 2cm - REFER TO PE #003	POWDER ROOM BATHROOM (If Applicable): N/A PEDESTAL SINK
PRIMARY ENSUITE BATHROOM: Liberty: 6696-46 Carrara Bianco	SHARED BATHROOM (BDRM 3/4): Liberty: 4925K-07 Calcutta Marble
2 ND ENSUITE (BDRM 2) BATHROOM: Liberty: 4925K-07 Calcutta Marble	LOWER LEVEL BATHROOM:
<p>*If <u>GRANITE COUNTER TOP</u> (ONLY) is selected Purchaser(s) have the option to select the specific slab to be installed. **Does not apply to quartz counter top**. Purchaser(s) will be contacted directly by Advance Marble for an appointment. <input type="checkbox"/> YES or <input type="checkbox"/> NO</p>	
CLIENT INITIAL(S): <u>RP</u> RP	




INTERIOR COLOUR SELECTIONS

LOT#/PHASE: 022, Ph 5;
MODEL/ELEV.: 3000 Kahshe

Colour Chart Date: April 3, 2023



PLUMBING FIXTURES	
<u>POWDER ROOM:</u>	
LAVATORY FAUCET Standard - 3 Hole, 4" Centre	LAVATORY SINK N/A
TOILET Standard - 2 piece	PEDESTAL SINK Standard
<u>KITCHEN AREA:</u>	
KITCHEN FAUCET Standard - Single Hole	KITCHEN SINK * UPGRADE Bosco - 208038, Stainless - Under Mount
OTHER (ie. WATERLINE TO FRIDGE, POT FILLER, SOAP PUMP, GARBURATOR)	OTHER
<u>MAIN BATHROOM:</u>	
LAVATORY FAUCET	LAVATORY SINK
TUB STYLE	TUB/SHOWER FIXTURE
TOILET	OTHER
<u>PRIMARY ENSUITE BATHROOM:</u>	
LAVATORY FAUCET Standard - 3 Hole, 4" Centre	LAVATORY SINK Standard - Drop-In
TOILET Standard - 2 piece	TUB/SHOWER FIXTURE Standard
TUB STYLE (If Applicable) Standard - Freestanding	TUB FAUCET (If Applicable) Standard - Roman Tub, 3 Hole
<u>SHARED BATHROOM (BDRM 3/4):</u>	
LAVATORY FAUCET Standard - 3 Hole, 4" Centre	LAVATORY SINK Standard - Drop-In
TUB STYLE (If Applicable) Standard	TUB/SHOWER FIXTURE Standard
TOILET Standard - 2 piece	OTHER
<u>2ND ENSUITE (BDRM 2) BATHROOM:</u>	
LAVATORY FAUCET Standard - 3 Hole, 4" Centre	LAVATORY SINK Standard - Drop-In
TUB STYLE (If Applicable) Standard	TUB/SHOWER FIXTURE Standard
TOILET Standard - 2 piece	OTHER
<u>LOWER LEVEL BATHROOM: (If Applicable)</u>	
LAVATORY FAUCET	LAVATORY SINK
TUB STYLE (If Applicable)	TUB/SHOWER FIXTURE
TOILET	OTHER
CLIENTS ACKNOWLEDGE, AGREE, AND CONFIRM THE ACCURACY OF ALL SELECTIONS HEREIN	
CLIENT INITIAL(S):	 RP



INTERIOR COLOUR SELECTIONS

LOT#/PHASE: 022, Ph 5;
MODEL/ELEV.: 3000 Kahshe

Colour Chart Date: April 3, 2023



APPLIANCE INFORMATION		
Purchaser(s) accepted Vendor’s Standard Appliance Package, as per Agreement of Purchase and Sale. (*Note: Standard specifications provided to kitchen company)	<input type="checkbox"/> YES	<input type="checkbox"/> NO
Purchaser(s) Upgraded Appliance Package through (*Note: It is the responsibility of Purchaser(s) to provide the new specifications to décor consultant, or will proceed with standard appliance openings)	<input type="checkbox"/> YES	<input type="checkbox"/> NO
Purchaser(s) Provided Their Own Appliance Specifications. (*Note: If specifications are not provided at time of colour selections Vendor will proceed with standard openings)	<input checked="" type="checkbox"/> YES	<input type="checkbox"/> NO
STANDARD APPLIANCE SPECIFICATIONS: <ul style="list-style-type: none">• Fridge opening: 37”inches wide by approx. 73 5/8”inches height• Stove opening: 30”inches wide, the standard stove opening is based on 30” Freestanding range. Some models may incur charges in order to accommodate.• Dishwasher opening: 24”inches wide• Hoodfan opening: 30”inches wide• Require hoodfan specifications for kitchen, some vent models/styles may incur charges in order to accommodate. *Note: Sizes provided by the Vendor for any components in the kitchen are approximates only.		

*DENOTES EXTRAS OR UPGRADED SELECTIONS. THE PURCHASER(S) ACKNOWLEDGE AND AGREE THAT SHOULD ANY UPGRADES BE INSTALLED OR CONTRUCTED BY THE VENDOR OR ITS SERVANTS, AGENTS OR CONTRACTORS AND NOT BE PAID FOR AS AN EXTRA IN ADVANCE OF THE CLOSING DATE, THE PURCHASER(S) COVENANT AND AGREE(S) TO PAY THE AMOUNT OF SUCH UPGRADE AS AN ADJUSTMENT ON CLOSING. E.O. & E.

****PURCHASER(S) ACKNOWLEDGE THAT ANY CHANGES TO THE COLOUR CHART IS SUBJECT TO A \$500.00 ADMINISTRATION CHARGE**

- 1. Colours of materials are as close as possible to Vendor’s samples, but not necessarily identical, due to variations in material, colour or manufacturing processes.
- 2. Due to the progress of construction, some items may already be preselected and/or installed. In this event, the Vendor’s selection must be accepted by the Purchaser(s).
- 3. Any UPGRADE and/or OPTIONAL selection will not be processed unless accompanied by a signed Purchaser’s Extra Form with payment attached.
- 4. Purchaser(s) acknowledge that a space is left for a future dishwasher, and that a cabinet for this area is optional.
- 5. Carpet selections are based on the Purchaser(s) choice of one (1) colour throughout.
- 6. Laundry base cabinets, if applicable, shall be white laminate countertop, plain white melamine doors and standard knob cabinet hardware.
- 7. Some selections may be unavailable or discontinued, the Purchaser(s) may be requested to reselect. The Vendor reserves the right to make substitutions.
- 8. All interior walls to be painted in Builder’s standard off-white colour. All interior trim and doors will be painted white.
- 9. All plumbing fixtures throughout are standard white unless accompanied by a Change Order.
- 10. Oral representation form NO part of this Agreement.
- 11. The colour of all tiles varies to some degree from piece to piece, from each production run to run. Colour and shading differ from one tile to another to produce a pleasing blend.
- 12. Hardwood – Woods will vary in colour/grain according to the specie and will change over time from the sample. Exact grade and characteristics may not be shown in samples.

Purchaser (Print Name) : Rajiv Punj
Purchaser’s Signature: Rajiv Punj (Apr 7, 2023 13:31 EDT)

Purchaser (Print Name) : _____
Purchaser’s Signature: _____

Purchaser (Print Name) : _____
Purchaser’s Signature: _____

Purchaser (Print Name) : _____
Purchaser’s Signature: _____

Witness: _____