



INTERIOR COLOUR SELECTIONS

LOT#/PHASE: **034, Ph 5;**
MODEL/ELEV.: **2480 Manitou**



PURCHASER(S) NAME(S): Jeffrey N Sagolili & Hiu Tung Chan		
TELEPHONE (D): CELL: 416-587-5267/514-347-7612		
EMAIL: jeffsagolili@hotmail.com/ hiuhiu@gmail.com		
INTERIOR TRIM/DOORS		
INTERIOR DOOR STYLE 2 Panel Smooth (Square)	INTERIOR DOOR HANDLES Perspective w/ round rose kit - (Standard)	
EXTERIOR DOOR HANDLES Madera - Satin Nickel (Standard)	INTERIOR TRIM PACKAGE Level 1	
CROWN MOULDING	ARCHITRAVE	
ADDITIONAL NOTES		
INTERIOR PAINT		
THROUGHOUT ENTIRE HOME Dulux: Aria, DLX 1001-2		
STAIRS/RAILINGS		
MAIN STAIRCASE OAK	MAIN STAIRCASE PICKET STYLE Level 1A - Metal Pickets	MAIN STAIRCASE STAIN FINISH * UPGRADE Bivy Sack-Abode, Matte (to complemnt)
BASEMENT STAIRCASE STANDARD - Paint Grade, as per plan	BASEMENT STAIR PICKET STYLE STANDARD, as per plan	BASEMENT STAIRCASE FINISH N/A
FIREPLACE		
FIREPLACE GAS	MANTLE STYLE * UPGRADE NF 30	MANTLE FINISH WHITE - Paint Grade
SURROUND N/A	HEARTH N/A	OTHER N/A
FLOORING: HARDWOOD/LAMINATE/ VINYL/ BROADLOOM		
MAIN FLOOR AND MID/LOWER STAIR LANDINGS (Except for standard tiled areas) * UPGRADE THROUGHOUT Abode, Weathered Brushed Oak - 5" x 1/2" - Bivy Sack		
KITCHEN/BREAKFAST/SERVERY		
UPPER HALLWAY (2 ND FLOOR) * UPGRADE Abode, Weathered Brushed Oak - 5" x 1/2" - Bivy Sack		
SECOND FLOOR (Except for standard tiled areas) THROUGHOUT Level 1: Carpet: 35oz, 03		
LOWER LEVEL AREA (Except for standard tiled areas)		
UNDERPAD STANDARD		
ALL LAMINATE AND VINYL FLOORING FINISHED WITH MATCHING T-CAP		
MIRRORS		
POWDER ROOM Supply and Install	MAIN BATHROOM (BDRM 4) Supply and Install	
PRIMARY ENSUITE BATHROOM Supply and Install	SHARED BATHROOM (BDRM 2/3) Supply and Install	
2 ND ENSUITE () BATHROOM	LOWER LEVEL BATHROOM	
BATHROOM ACCESSORIES (Soap Dish, Toilet Paper Holder, and Towel Bar)		
POWDER ROOM Supply but Do Not Install	MAIN BATHROOM (BDRM 4) Supply but Do Not Install	
PRIMARY ENSUITE BATHROOM Supply but Do Not Install	SHARED BATHROOM (BDRM 2/3) Supply but Do Not Install	
2 ND ENSUITE () BATHROOM	LOWER LEVEL BATHROOM	
CLIENT INITIAL(S): <u>JS</u> <u>Hiu</u>		





INTERIOR COLOUR SELECTIONS

LOT#/PHASE: **034, Ph 5;**
MODEL/ELEV.: **2480 Manitou**

Colour Chart Date: January 27, 2023



CERAMIC FLOOR & WALL TILE		
ALL TILES FINISHED WITH METAL EDGE		INSTALLATION DETAILS, IF REQUIRED:
FOYER * UPGRADE Olympia: Burlingstone Matte Bone 12x24	GROUT Silver Grey *613	Stacked Horizontally (from front door)
MAIN HALL FLOOR	GROUT	
POWDER ROOM BATHROOM FLOOR * Ceratec: Capri White 13x13	GROUT Silver Grey *613	
LAUNDRY ROOM/ GARAGE ENTRY * Ceratec: Capri White 13x13	GROUT Silver Grey *613	
KITCHEN/BREAKFAST FLOOR * UPGRADE Olympia: Burlingstone Matte Bone 12x24	GROUT Silver Grey *613	Stacked Vertically (from hallway)
OTHER	GROUT	
OTHER	GROUT	
MAIN BATHROOM FLOOR (BDRM 4) * Centura: Linen Grey Floor 13x13	GROUT Silver Grey *613	
MAIN BATHROOM WALL (BDRM 4) * Olympia: Splendour White 8x10	GROUT Snowwhite	
OTHER	GROUT	
PRIMARY ENSUITE BATHROOM FLOOR * Ceratec: Capri White 13x13	GROUT Silver Grey *613	
PRIMARY ENSUITE SHOWER WALL * Olympia: Splendour White 8x10	GROUT Snowwhite	
PRIMARY ENSUITE SHOWER FLOOR * North York: Grey 2x2 mosaics	GROUT Snowwhite	
PRIMARY ENSUITE SHOWER JAMB North York: Pure White		
2 ND ENSUITE FLOOR ()	GROUT	
2 ND ENSUITE SHOWER/TUB WALL	GROUT Snowwhite	
2 ND ENSUITE SHOWER JAMB & SHOWER FLOOR	GROUT	
SHARED BATHROOOM FLOOR (BDRM 2/3) * Centura: Linen Grey Floor 13x13	GROUT Silver Grey *613	
SHARED BATH WALL * Olympia: Splendour White 8x10	GROUT Snowwhite	
SHARED BATHROOM SHOWER JAMB & SHOWER FLOOR N/A	GROUT Snowwhite	
LOWER LEVEL BATHROOM FLOOR	GROUT	
LOWER LEVEL BATHROOM SHOWER WALL	GROUT Snowwhite	
LOWER LEVEL SHOWER JAMB & SHOWER FLOOR	GROUT Snowwhite	
CLIENT INITIAL(S):  		



INTERIOR COLOUR SELECTIONS

LOT#/PHASE: **034, Ph 5;**
MODEL/ELEV.: **2480 Manitou**



CABINET STYLE/COLOUR AND HARDWARE

KITCHEN AREA:

CABINET STYLE Hampton	CABINET COLOUR Casis
CABINET HARDWARE M 121	ISLAND CABINET STYLE/COLOUR (If Applicable) Hampton - Casis
OTHER	
HOOD FAN: UNDER CABINET STAINLESS X ; OTHER – REFER TO PE	

POWDER ROOM BATHROOM:

CABINET STYLE STANDARD - PEDESTAL SINK	CABINET COLOUR N/A
CABINET HARDWARE N/A	OTHER

MAIN BATHROOM (BDRM 4):

CABINET STYLE Shaker	CABINET COLOUR Daybreak
CABINET HARDWARE M 121	OTHER

PRIMARY ENSUITE BATHROOM:

CABINET STYLE Shaker	CABINET COLOUR Daybreak
CABINET HARDWARE M 121	OTHER

SHARED BATHROOM (BDRM 2/3):

CABINET STYLE Shaker	CABINET COLOUR Daybreak
CABINET HARDWARE M 121	OTHER

2ND ENSUITE () BATHROOM:

CABINET STYLE	CABINET COLOUR
CABINET HARDWARE	OTHER



LOWER LEVEL BATHROOM:

CABINET STYLE	CABINET COLOUR
CABINET HARDWARE	OTHER

COUNTER TOPS (KITCHEN AND BATHROOMS)

KITCHEN: * UPGRADE Advance: Blanco Maple, Single Square Edge (E-2) - 3cm	KITCHEN ISLAND (If Applicable): * UPGRADE Advance: Blanco Maple, Single Square Edge (E-2) - 3cm
POWDER ROOM BATHROOM (If Applicable): N/A PEDESTAL SINK	MAIN BATHROOM (BDRM 4): Liberty: P-948-CA Hiverna
PRIMARY ENSUITE BATHROOM: * UPGRADE Advance: Blanco Maple, Vanity 2cm, A-2	SHARED BATHROOM (BDRM 2/3): Liberty: P-948-CA Hiverna
2 ND ENSUITE () BATHROOM:	LOWER LEVEL BATHROOM:

*If **GRANITE COUNTER TOP (ONLY)** is selected Purchaser(s) have the option to select the specific slab to be installed. **Does not apply to quartz counter top**. Purchaser(s) will be contacted directly by Advance Marble for an appointment. ☐ **YES** or ☐ **NO**

CLIENT INITIAL(S):  
JS Hitu



INTERIOR COLOUR SELECTIONS

LOT#/PHASE: 034, Ph 5;
MODEL/ELEV.: 2480 Manitou

Colour Chart Date: January 27, 2023



PLUMBING FIXTURES	
<u>POWDER ROOM:</u>	
LAVATORY FAUCET Standard - 3 Hole, 4" Centre	LAVATORY SINK N/A
TOILET Standard - 2 piece	PEDESTAL SINK Standard
<u>KITCHEN AREA:</u>	
KITCHEN FAUCET Standard - Single Hole	KITCHEN SINK Standard - Stainless (Double Bowl), Under Mount
OTHER	OTHER
<u>MAIN BATHROOM (BDRM 4):</u>	
LAVATORY FAUCET Standard - 3 Hole, 4" Centre	LAVATORY SINK Standard - Drop-In
TUB STYLE Standard	TUB/SHOWER FIXTURE Standard
TOILET Standard - 2 piece	OTHER
<u>PRIMARY ENSUITE BATHROOM:</u>	
LAVATORY FAUCET Standard - 3 Hole, 4" Centre	LAVATORY SINK * UPGRADE Bosco, 200035, Under Mount Sink
TOILET Standard - 2 piece	TUB/SHOWER FIXTURE Standard
TUB STYLE (If Applicable) Standard - Freestanding	TUB FAUCET (If Applicable) Standard - Roman Tub, 3 Hole
<u>SHARED BATHROOM (BDRM 2/3):</u>	
LAVATORY FAUCET Standard - 3 Hole, 4" Centre	LAVATORY SINK Standard - Drop-In
TUB STYLE (If Applicable) Standard	TUB/SHOWER FIXTURE Standard
TOILET Standard - 2 piece	OTHER
<u>2ND ENSUITE () BATHROOM:</u>	
LAVATORY FAUCET	LAVATORY SINK
TUB STYLE (If Applicable)	TUB/SHOWER FIXTURE
TOILET	OTHER
<u>LOWER LEVEL BATHROOM: (If Applicable)</u>	
LAVATORY FAUCET	LAVATORY SINK
TUB STYLE (If Applicable)	TUB/SHOWER FIXTURE
TOILET	OTHER
CLIENTS ACKNOWLEDGE, AGREE, AND CONFIRM THE ACCURACY OF ALL SELECTIONS HEREIN	
CLIENT INITIAL(S): <u>JS</u> <u>Hlu</u>	



INTERIOR COLOUR SELECTIONS

LOT#/PHASE: 034, Ph 5;
MODEL/ELEV.: 2480 Manitou



APPLIANCE INFORMATION		
Purchaser(s) accepted Vendor’s Standard Appliance Package, as per Agreement of Purchase and Sale. (*Note: Standard specifications provided to kitchen company)	<input type="checkbox"/> YES	<input type="checkbox"/> NO
Purchaser(s) Upgraded Appliance Package through (*Note: It is the responsibility of Purchaser(s) to provide the new specifications to décor consultant, or will proceed with standard appliance openings)	<input type="checkbox"/> YES	<input type="checkbox"/> NO
Purchaser(s) Provided Their Own Appliance Specifications. (*Note: If specifications are not provided at time of colour selections Vendor will proceed with standard openings)	<input type="checkbox"/> YES	<input checked="" type="checkbox"/> NO
STANDARD APPLIANCE SPECIFICATIONS: <ul style="list-style-type: none">• Fridge opening: 37”inches wide by approx. 73 5/8”inches height• Stove opening: 30”inches wide, the standard stove opening is based on 30” Freestanding range. Some models may incur charges in order to accommodate.• Dishwasher opening: 24”inches wide• Hoodfan opening: 30”inches wide• Require hoodfan specifications for kitchen, some vent models/styles may incur charges in order to accommodate. *Note: Sizes provided by the Vendor for any components in the kitchen are approximates only.		

*DENOTES EXTRAS OR UPGRADED SELECTIONS. THE PURCHASER(S) ACKNOWLEDGE AND AGREE THAT SHOULD ANY UPGRADES BE INSTALLED OR CONTRUCTED BY THE VENDOR OR ITS SERVANTS, AGENTS OR CONTRACTORS AND NOT BE PAID FOR AS AN EXTRA IN ADVANCE OF THE CLOSING DATE, THE PURCHASER(S) COVENANT AND AGREE(S) TO PAY THE AMOUNT OF SUCH UPGRADE AS AN ADJUSTMENT ON CLOSING. E.O. & E.

****PURCHASER(S) ACKNOWLEDGE THAT ANY CHANGES TO THE COLOUR CHART IS SUBJECT TO A \$500.00 ADMINISTRATION CHARGE**

- 1. Colours of materials are as close as possible to Vendor’s samples, but not necessarily identical, due to variations in material, colour or manufacturing processes.
- 2. Due to the progress of construction, some items may already be preselected and/or installed. In this event, the Vendor’s selection must be accepted by the Purchaser(s).
- 3. Any UPGRADE and/or OPTIONAL selection will not be processed unless accompanied by a signed Purchaser’s Extra Form with payment attached.
- 4. Purchaser(s) acknowledge that a space is left for a future dishwasher, and that a cabinet for this area is optional.
- 5. Carpet selections are based on the Purchaser(s) choice of one (1) colour throughout.
- 6. Laundry base cabinets, if applicable, shall be white laminate countertop, plain white melamine doors and standard knob cabinet hardware.
- 7. Some selections may be unavailable or discontinued, the Purchaser(s) may be requested to reselect. The Vendor reserves the right to make substitutions.
- 8. All interior walls to be painted in Builder’s standard off-white colour. All interior trim and doors will be painted white.
- 9. All plumbing fixtures throughout are standard white unless accompanied by a Change Order.
- 10. Oral representation form NO part of this Agreement.
- 11. The colour of all tiles varies to some degree from piece to piece, from each production run to run. Colour and shading differ from one tile to another to produce a pleasing blend.
- 12. Hardwood – Woods will vary in colour/grain according to the specie and will change over time from the sample. Exact grade and characteristics may not be shown in samples.

Purchaser (Print Name) : _____
Purchaser’s Signature: JEFFREY SAGOLILI (Jan 29, 2023 08:31 EST)

Purchaser (Print Name) : _____
Purchaser’s Signature: Huu Nyan (Jan 28, 2023 18:06 GMT+8)

Purchaser (Print Name) : _____
Purchaser’s Signature: _____

Purchaser (Print Name) : _____
Purchaser’s Signature: _____

Witness: _____