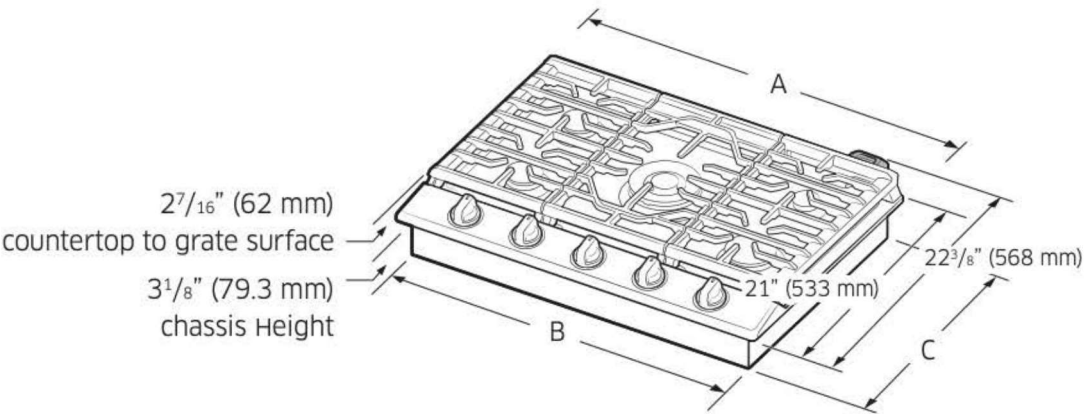


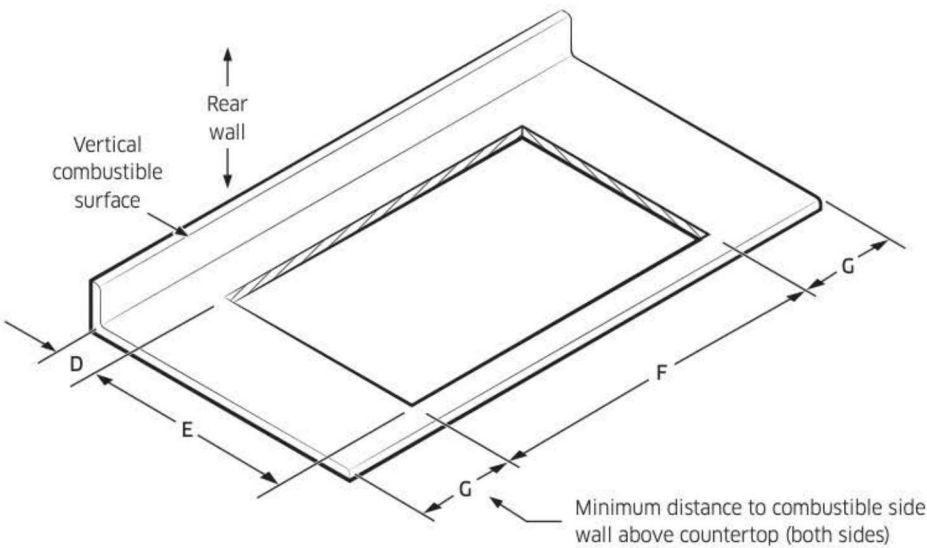
DIMENSIONS AND INSTALLATION INFORMATION

Overall cooktop dimensions



| Model                      | A                 | B                               | C                               |
|----------------------------|-------------------|---------------------------------|---------------------------------|
| NA30N6555T*<br>NA30N7755T* | 30"<br>(762 mm)   | $28\frac{1}{8}$ "<br>(715 mm)   | $19\frac{3}{8}$ "<br>(492.1 mm) |
| NA36N6555T*<br>NA36N7755T* | 36"<br>(914.4 mm) | $33\frac{11}{16}$ "<br>(855 mm) | $18\frac{7}{8}$ "<br>(479 mm)   |

Cutout dimensions of countertop



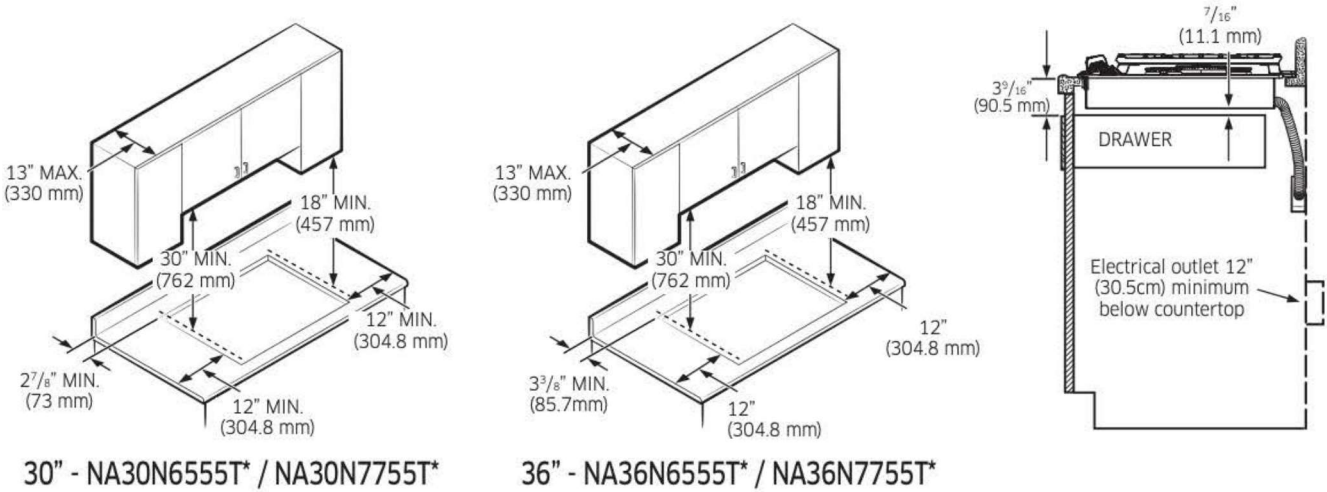
| Model                      | (D) Min.                      | (E) Min.                        | (F) Min.                        | (G) Min.          |
|----------------------------|-------------------------------|---------------------------------|---------------------------------|-------------------|
| NA30N6555T*<br>NA30N7755T* | $2\frac{7}{8}$ "<br>(73 mm)   | $19\frac{5}{8}$ "<br>(498.5 mm) | $28\frac{1}{2}$ "<br>(723.9 mm) | 12"<br>(304.8 mm) |
| NA36N6555T*<br>NA36N7755T* | $3\frac{3}{8}$ "<br>(85.7 mm) | $19\frac{1}{8}$ "<br>(485.8 mm) | $33\frac{7}{8}$ "<br>(860.4mm)  | 12"<br>(304.8 mm) |

LOT 5-30, PH5, INNISFIL, APPLIANCES

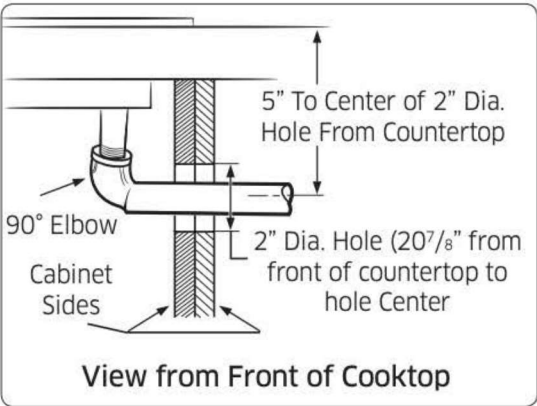
Purchaser's Initial(s): RQ FS

Location requirements and electrical requirements

- To ensure cooktop base clearance, cabinet side walls need to be wider than cutout.
- If cabinet has a drawer, allow 3<sup>9</sup>/<sub>16</sub>" minimum clearance between countertop and top of drawer.
- A 120-Volt, 60-Hz, AC, approved electrical service with 20-amp circuit breaker or time-delay fuse is required.

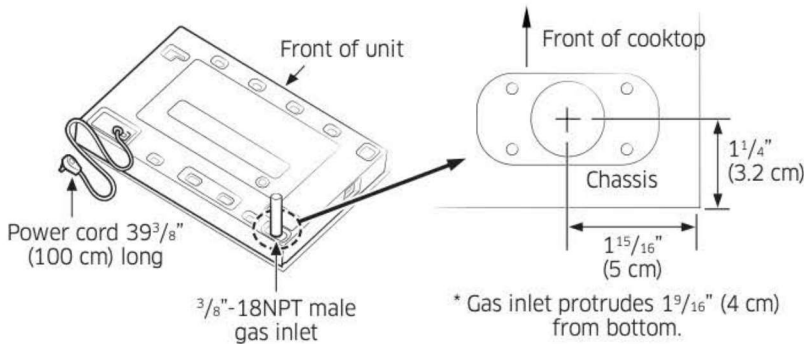


Installation over built-in oven



See built-in oven installation for complete installation instructions.

Utility locations and dimensions



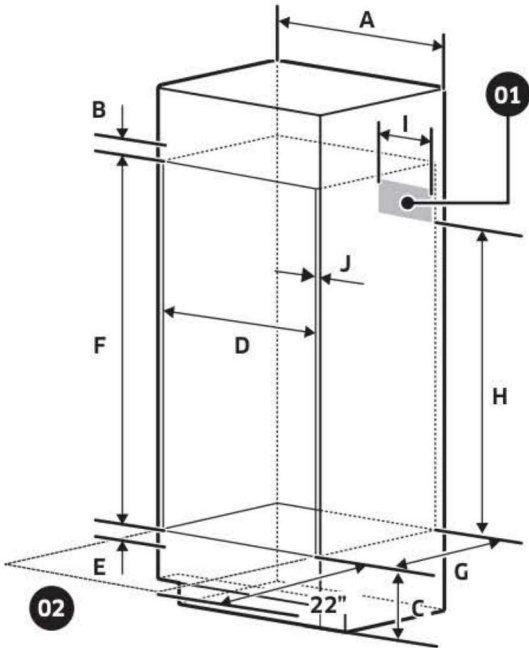
Preparation

Purchaser's Initial(s): RO FS

Cabinet dimensions - Combi. ovens

Combi Ovens Installed in Cabinet

- 01 Junction Box
- 02 Allow a minimum of 22" for clearance to adjacent corners, drawers, walls, etc. when door is open



| Cabinet | DIMENSION                                        |
|---------|--------------------------------------------------|
| G       | Min. 23½" (Min. 59.7 cm)                         |
| H       | Min 30½" (Min 755 mm)                            |
| I       | Max. 9½" (Max. 24.1 cm) - Junction Box           |
| J       | Min. 11/16" (1.75 cm) - Wooden cabinet thickness |

If codes permit and a separate ground wire is used, it is recommended that a qualified electrical installer determine that the ground path and the wire gauge are in accordance with local codes.

Check with a qualified electrical installer if you are not sure the oven is properly grounded.

This oven must be connected to a grounded-metal permanent wiring system. Be sure that the electrical connection and wire size are adequate and in conformance with the National Electrical Code, ANSI/NFPA 70-latest edition or CSA Standards C22.

1-94, Canadian Electrical Code, Part 1 and C22.2 No. 0-M91-latest edition, and all local codes and ordinances.

A copy of the above code standards can be obtained from:

National Fire Protection Association  
1 Batterymarch Park  
Quincy, MA 02169-7471

CSA International  
8501 East Pleasant Valley Road  
Cleveland, OH 44131-5575

| Cabinet | DIMENSION                                          |
|---------|----------------------------------------------------|
| A       | 30" (76.2 cm)                                      |
| B       | Min. 1¾" (3.0 cm)                                  |
| C       | 12" (30.5 cm)                                      |
| D       | Min. 28½"/ Max. 28⅝" (Min. 72.4 cm / Max. 72.7 cm) |
| E       | Min. 1"/ Max. 1¼" (Min. 2.5 cm / Max. 3.2 cm)      |
| F       | 42¼" (107.2 cm)                                    |

# NQ70M7770DS

SAMSUNG

30" Microwave Combination Wall Oven    LOT 5-30, PH5, INNISFIL, APPLIANCES

Purchaser's Initial(s): RQ FS



### Signature Features

#### Steam Cook (Oven)

- Delivers moisture at precise times for a crisp, browned outside and tender inside.

#### Speed Cook (Microwave)

- Cook food faster and more evenly by using power convection.

#### Flex Duo™ (Oven)

- Cook two dishes at different temperatures simultaneously with the Smart Divider.

### Available Colors



Stainless Steel (shown)



Black Stainless Steel



Steam Cook



Flex Duo™

### Features

- Digital-Analog Controls
- 1.9/5.1 cu. ft. Capacity
- Hybrid Clean and Self-Clean (Oven)
- Gourmet Cook (Oven)
- Dual Convection (Oven)
- Wi-Fi Connectivity
- Wi-Fi Enabled Temperature Probe (Oven)
- LED Spotlights (Oven)
- Easy View Window
- 3 Heavy-Duty Racks including a Gliding Rack (Oven)

- Soft-Close Door (Oven)
- Ceramic Plate (Microwave)
- Rapid Preheat (Oven)
- Auto Latch Microwave Door
- 6 Oven Modes including Steam Bake and Steam Roast
- Blue LED Illuminated Knobs
- Broil Element
- Smart Control Key (Oven)
- 6 Rack Positions (Oven)
- Drop-Down Door Design
- LCD Display

### Convenience

- Hidden Heating Element (Oven)
- Sabbath Mode (Oven)
- Delay Start (Oven)
- Proofing (Oven)
- Warming Mode (Oven)
- Kitchen Timer
- Child Safety Lock
- Convection Conversion



## LOT 5-30, PH5, INNISFIL, APPLIANCES

## 30" Microwave Combination Wall Oven

**SAMSUNG**

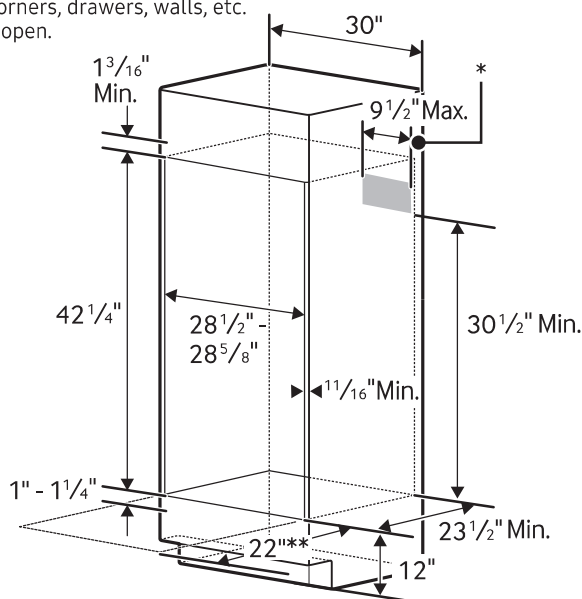
Purchaser's Initial(s): RQ FS

## Cabinet Dimensions

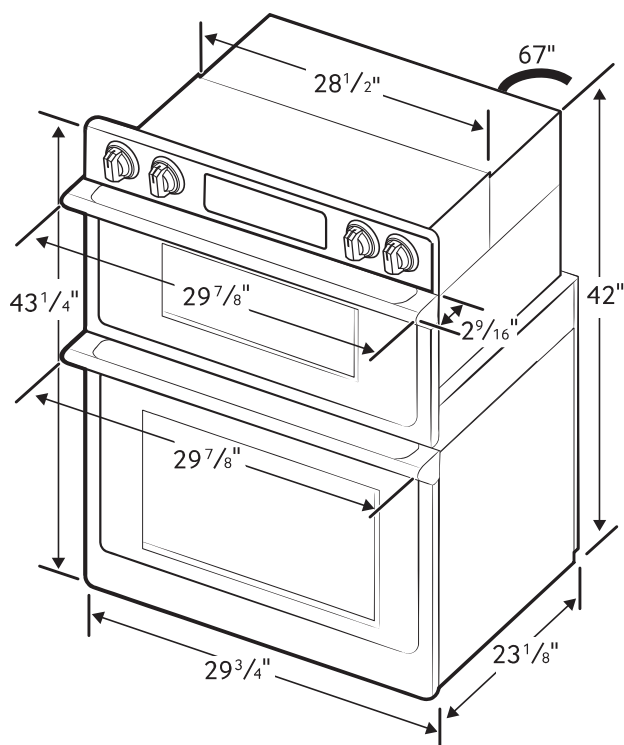
### Combination Oven Installed in Cabinet

\* Junction Box

\*\*Allow a minimum of 22" for clearance to adjacent corners, drawers, walls, etc. when door is open.



## Product Dimensions



**Total Capacity: 1.9/5.1 cu. ft.**

- Microwave: 1.9 cu. ft.
- Wall Oven: 5.1 cu. ft. total, 2.8/2.2 cu. ft.
- Hidden Bake Element
- Bake: 175°F–550°F
- Convection Bake: 175°F–550°F
- Convection Roast: 175°F–550°F
- Broil: Low-High
- Steam Bake: 230°F–550°F
- Steam Roast: 230°F–550°F
- Proofing
- Sabbath Mode

## Warranty

One (1) Year All Parts and Labor  
Ten (10) Years Parts Warranty for Magnetron

### Product Dimensions & Weight (WxHxD)

Outside (Max) Combination Oven Dimensions:  
29<sup>7</sup>/<sub>8</sub>" x 43<sup>1</sup>/<sub>4</sub>" x 25<sup>11</sup>/<sub>16</sub>"

Combination Oven Cut-Out Dimensions:  
28<sup>1</sup>/<sub>2</sub>" x 42<sup>1</sup>/<sub>4</sub>" x 23<sup>1</sup>/<sub>2</sub>"

Weight: 119 lbs.

### Shipping Dimensions & Weight (WxHxD)

Dimensions:  
33<sup>5</sup>/<sub>8</sub>" x 48<sup>3</sup>/<sub>16</sub>" x 29<sup>51</sup>/<sub>64</sub>"

Weight: 132.5 lbs.

## Color

Stainless Steel  
Black Stainless Steel

## Model #

NQ70M7770DS  
NQ70M7770DG

## UPC Code

887276195186  
887276195162

| RATING       |         |
|--------------|---------|
| 240V         | 9.5 kW  |
| 208V         | 7.2 kW  |
| BREAKER SIZE |         |
| 240V         | 40 Amps |
| 208V         | 40 Amps |

Tools and Parts

Removing the packaging


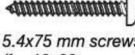

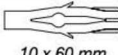





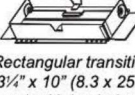

**CAUTION**

Remove the carton carefully. Wear gloves to protect against sharp edges.

**WARNING**

Remove the protective film covering the product before putting into operation.

- Parts supplied
- Hood assembly with blower and LED lamps already installed.
  - Hardware bag with:

| Part                                                                                                                 | Qty | Part                                                                                                                                                                  | Qty |
|----------------------------------------------------------------------------------------------------------------------|-----|-----------------------------------------------------------------------------------------------------------------------------------------------------------------------|-----|
| <br>5x45 mm                         | 4   | <br>5.4x75 mm screws<br>(for 10x60 mm wall anchors)                                  | 4   |
| <br>4.5x13 mm                     | 4   | <br>10 x 60 mm                                                                     | 4   |
| <br>3.5x9.5 mm                    | 2   | <br>Torx 10 adapter                                                                | 1   |
| <br>4.2x8 mm                      | 7   | <br>Torx 20 adapter                                                                | 1   |
| <br>6" (15.2 cm) round transition | 1   | <br>Rectangular transition<br>3 3/4" x 10" (8.3 x 25.4 cm) with back draft dampers | 1   |
| <br>Rear blower mounting bracket  | 1   |                                                                                                                                                                       |     |

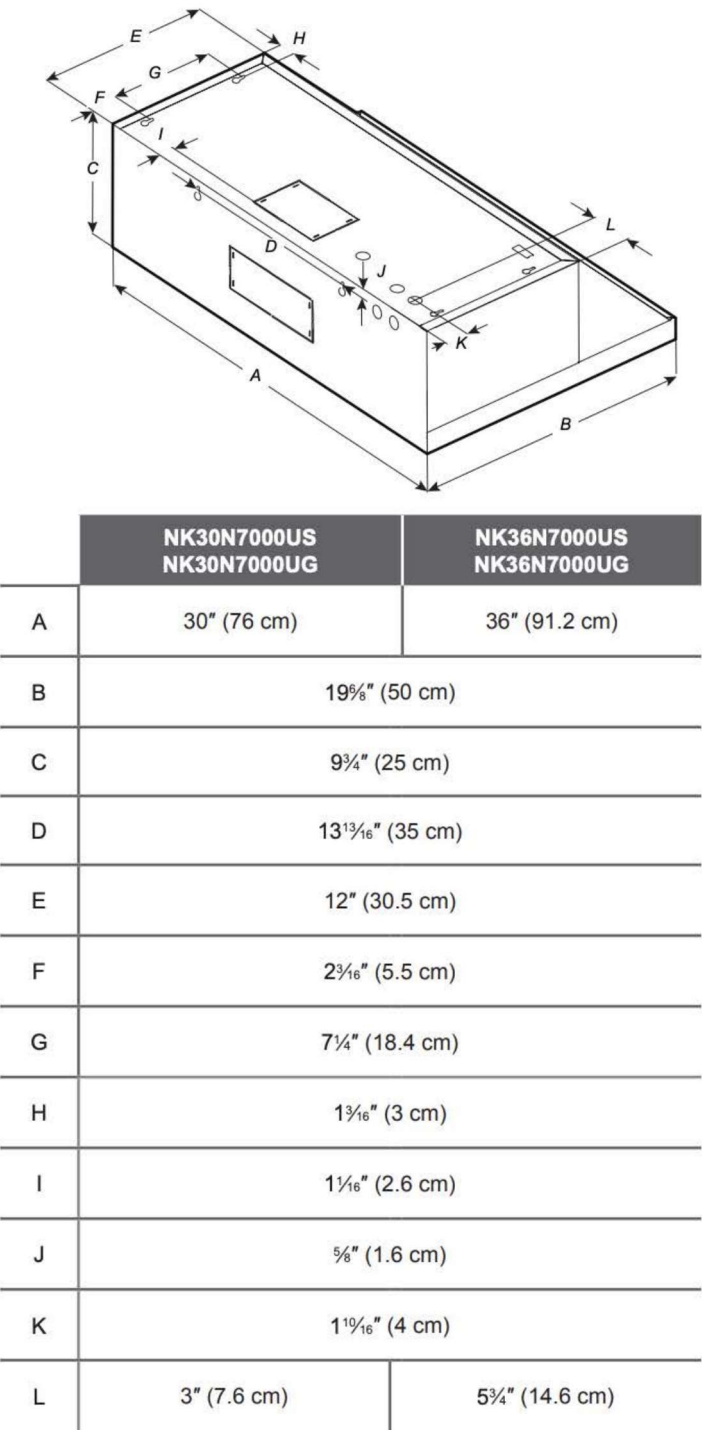
Tools/Materials required

- Level
- Drill with 1 1/4" (3.2 cm), 1/8" (3.2 mm), and 1/16" (4,8 mm) drill bits
- Pencil
- Wire stripper or utility knife
- Tape measure or ruler
- Pliers
- Caulking gun and weatherproof caulking compound
- Vent clamps
- Jigsaw or keyhole saw
- Flat-blade screwdriver
- Metal snips
- Phillips & Torx 20 screwdriver

Parts needed

- Home power supply cable
- 1/2" (12.7 mm) UL listed or CSA approved strain relief
- 3 UL listed wire connectors
- 1 wall or roof cap
- Metal vent system

Dimensions and Clearances



Accessories

| Model               | NK30N7000US - NK36N7000US<br>NK30N7000UG - NK36N7000UG |
|---------------------|--------------------------------------------------------|
| Charcoal Filter Kit | NK-AR050FNB/AA                                         |
| Recirculation Kit   | NK-AF030FNB/AA                                         |

LOT 5-30, PH5, INNISFIL, APPLIANCES

Purchaser's Initial(s): RQ ES  
RQ FS

Fouzia & Riaz Kitchen Appliances Dimensions - Message (HTML)

File

Message

Help

Attachments

Ignore

Junk

Delete

Archive

Reply

Reply All

Forward

Meeting

IM

More

Move

Rules

OneNote

Actions

Mark Unread

Categorize

Follow Up

Find

Related

Select

Read Aloud

Immersive Reader

Translate

Zoom

Delete

Respond

Move

Tags

Editing

Immersive

Language

Zoom

Fouzia & Riaz Kitchen Appliances Dimensions

MG

Mix Gallery with Qamar <ariazqamar@gmail.com>  
To Lormel Homes - Design Studio

Reply

Reply All

Forward

Mon 1/9/2023 3:01 PM

Screenshot 2023-01-09 at 2.49.02 PM.png

.png File

Screenshot 2023-01-09 at 2.48.51 PM.png

.png File

Screenshot 2023-01-09 at 2.48.35 PM.png

.png File

Screenshot 2023-01-09 at 2.48.26 PM.png

.png File

Gas Cooktop Model Number NA36N6555T\* / NA36N7755T\*

36 Inch Range

Wall Double Oven Model Number NQ70M6650. NQ70M7770. NQ70M6650D\*. NQ70M7770D\*

30 Inch-wide wall ovens

Kitchen Exhaust Model Number NK36N7000US

36 Inch Range