

# Frigidaire Gallery

## LOT 5-84, INNISFIL, APPLIANCES



### Microwave Combination Wall Oven

### 30" Wall Oven and Microwave Combination

### GCWM3067AF, GCWM3067AD

Available Colors : Stainless Steel, Black Stainless Steel

Version : 02/22

### Cooking Controls

Air Fry	Yes
Air Sous Vide	Yes
Bake	Yes
Bake Time	Yes
Bread Proof	Yes
Broil	Yes
Cancel	Yes
Child Lock	Yes
Clear Off	Yes
Clock	Yes
Convection Bake	Yes
Convection Roast	Yes
Cook Time	Yes
Dehydrate	Yes
Delay Clean	Yes
Delay Start	Yes
Fast Preheat	Yes
Keep Warm	Yes
Kitchen Timer	Yes
Light	Yes
My Favorite	Yes
Off	Yes
Oven Light	Yes
Perfect Turkey	Yes
Preheat	Yes
Probe	Yes
Self Clean	Yes
Set Clock	Yes
Slow Cook	Yes
Start	Yes
Start Time	Yes
Steam Bake	Yes
Steam Clean	Yes
Steam Roast	Yes
Stop	Yes

Temperature Display	Yes
Timed Bake	Yes
Timer On / Off	Yes
User Preferences	Yes

### Cooking Controls Function

Change between Continuous Bake Setting or 12-Hour Energy Saving Feature	Yes
Delayed Bake	Yes
Program Fahrenheit or Celsius	Yes
Silent Control Panel	Yes
Timed Cooking	Yes

### Oven

Bake Element	2,600 Watts
Bake Element Pass	4
Bake Element Type	Hidden
Broil Element	4,000 Watts
Broil Element Pass	6
Broil System	Yes
Cleaning System	Yes
Convection	Yes
Convection Element	3,800 Watts
Convection Type	Total
Number of Convection Fans	1
Number of Rack Positions	6
Oven Interior Color	Midnight Black
Oven Light Quantity	2
Oven Light Type	Halogen
Oven Light Watts	40 Watts
Rack Position Type	Embossed
Rack Type 1	Handle
Rack Type 1 Quantity	2
Rack Type 2	Glide
Rack Type 2 Quantity	1

### Microwave Cooking

Note: For planning purposes only. Always consult local and national electric, gas and plumbing codes.

Refer to Product Installation Guide for detailed installation instructions on the web at [frigidaire.com](http://frigidaire.com) / [frigidaire.ca](http://frigidaire.ca)

Specifications subject to change. Accessories information available on the web at [frigidaire.com](http://frigidaire.com) / [frigidaire.ca](http://frigidaire.ca)

USA • 10200 David Taylor Drive • Charlotte, NC 28262 • 1-800-FRIGIDAIRE • [frigidaire.com](http://frigidaire.com)

CANADA • 5855 Terry Fox Way • Mississauga, ON L5V 3E4 • 1-800-265-8352 • [frigidaire.ca](http://frigidaire.ca)

# Frigidaire Gallery

## LOT 5-84, INNISFIL, APPLIANCES

30" Wall Oven and Microwave Combination

GCWM3067AF, GCWM3067AD

Version : 02/22

Microwave Cooking Power	1000 Watts
Bacon	Yes
Beverage	Yes
Defrost	Yes
Melt / Soften	Yes
Popcorn	Yes
Reheat	Yes
Rice	Yes
Top Grill Mode	Yes
Veggies	Yes

### Convection Cooking

Convection Cooking - Bake	Yes
Convection Element	1650 Watts

### Controls

Control Lock	Yes
Sabbath Mode	Yes

### Microwave Control Features

+ 30 Seconds	Yes - One Touch
--------------	-----------------

### Display

Control Location	Front
Display Interface Color	White
Display Light Color	White
Display Type	Capacitive Touch

### Internal Specifications

Rack	Yes
Turntable Diameter	14"
Turntable Material	Glass

### Dimensions and Volume

Height	41 9/16"
Width	30"
Depth	25 3/16"
Depth With Door 90° Open	48 3/16"
Depth With Handle	27 6/10"
Cutout Depth	23 5/8"
Oven Interior Height	18 1/8"
Oven Interior Width	25 3/16"
Oven Interior Depth	19 7/8"
Microwave Interior Height	9 5/16"

Microwave Interior Width	18 7/8"
Microwave Interior Depth	16 1/8"
Minimum Cutout Height	41 1/4"
Minimum Cutout Width	28 1/2"
Maximum Cutout Height	42"
Maximum Cutout Width	28 3/4"
Microwave Capacity	1.7 Cu. Ft.
Oven Capacity	5.3 Cu. Ft.

### Electrical Specifications

Amps @ 240 Volts	40 Amps
Connected Load @ 240V	7.6 kW
Minimum Circuit Required	40 Amps
Voltage Rating	240 V

### Installation

Power Supply Connection Location	Top Left
----------------------------------	----------

### General Specifications

Prop 65 Label	Yes
Warranty - Labor	1 Year
Warranty - Parts	1 Year
Frigidaire Fit Promise	Yes

### Certifications and Approvals

Star-K Certification	Yes
----------------------	-----

### Safety Certifications and Approvals

CSA Listed	Yes
UL Listed	Yes
RoHS	Yes

### Accessories

Optional Air Fry Tray Part Number	FRIGPEREFT
Optional Trim Kit Part Number	WOMC3TRIMSS, WOMC3TRIMDSS

Note: For planning purposes only. Always consult local and national electric, gas and plumbing codes.

Refer to Product Installation Guide for detailed installation instructions on the web at [frigidaire.com](http://frigidaire.com) / [frigidaire.ca](http://frigidaire.ca)

Specifications subject to change. Accessories information available on the web at [frigidaire.com](http://frigidaire.com) / [frigidaire.ca](http://frigidaire.ca)

USA • 10200 David Taylor Drive • Charlotte, NC 28262 • 1-800-FRIGIDAIRE • [frigidaire.com](http://frigidaire.com)

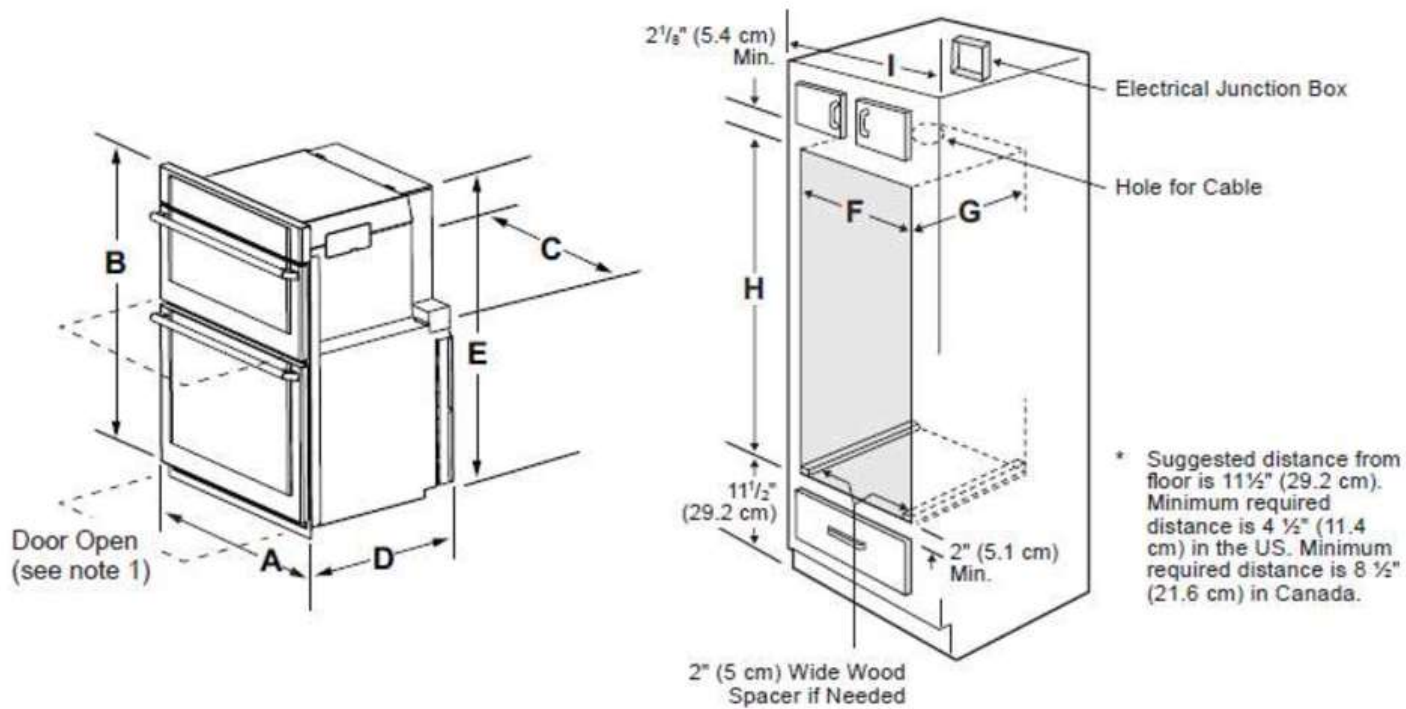
CANADA • 5855 Terry Fox Way • Mississauga, ON L5V 3E4 • 1-800-265-8352 • [frigidaire.ca](http://frigidaire.ca)

## LOT 5-84, INNISFIL, APPLIANCES

30" Wall Oven and Microwave Combination

GCWM3067AF, GCWM3067AD

Version : 02/22



### NOTES:

1. Allow at least 22" (55.9cm) clearance in front of oven for door depth when it is open.
2. Dimension G (cutout depth) is critical to the proper installation of the built-in oven. If the oven decorative trim does not butt against the cabinet verify dimension G to assure it is the required depth.
3. For a cutout height greater than the maximum (H), add one 2"(5 cm) wide wood shim of appropriate height to each side of the opening under the appliance side rails. A trim kit may be purchased through a dealer, service, or on the brand website.

**Figure 1: Product and Cutout Dimensions**

PRODUCT DIMENSIONS					
A	B	C	D		E
29 <sup>7</sup> / <sub>8</sub> " (76.2 cm)	41 <sup>1</sup> / <sub>16</sub> " (105.6 cm)	28 <sup>7</sup> / <sub>16</sub> " (72.2 cm)	25 <sup>3</sup> / <sub>16</sub> " (63.9 cm)		40 <sup>1</sup> / <sub>16</sub> " (102.9 cm)
CUTOUT DIMENSIONS AND CABINET WIDTH					
F		G. Min.	H		I
Min.	Max.		Min.	Max.	
28 <sup>1</sup> / <sub>2</sub> " (72.4 cm)	29" (73.7 cm)	23 <sup>1</sup> / <sub>2</sub> " (59.7 cm)	40 <sup>3</sup> / <sub>8</sub> " (103.1 cm)	41 <sup>1</sup> / <sub>2</sub> " (105.4 cm)	30 <sup>1</sup> / <sub>8</sub> " (76.5 cm) Min

Note: For planning purposes only. Always consult local and national electric, gas and plumbing codes.

Refer to Product Installation Guide for detailed installation instructions on the web at [frigidaire.com](http://frigidaire.com) / [frigidaire.ca](http://frigidaire.ca)

Specifications subject to change. Accessories information available on the web at [frigidaire.com](http://frigidaire.com) / [frigidaire.ca](http://frigidaire.ca)

USA • 10200 David Taylor Drive • Charlotte, NC 28262 • 1-800-FRIGIDAIRE • [frigidaire.com](http://frigidaire.com)

CANADA • 5855 Terry Fox Way • Mississauga, ON L5V 3E4 • 1-800-265-8352 • [frigidaire.ca](http://frigidaire.ca)



# Built-In Cooktop

FPIC3077RF

30" Induction



Product Dimensions

Width	30"
Depth	20-5/8"
Height	2-7/8"

More Easy-To-Use Features


- Cool Cooktop, Simple Cleanup**  
Cool-to-the-touch cooktop generates heat directly to the pan, not the cooktop, so spills can't burn on.
- Controlled Cooking**  
Adjusts from a powerful boil to a gentle simmer instantly — ideal for rice, soups and sauces.

**Professional-Grade Controls**  
Heavy-duty knobs deliver precise temperature control, whether you're simmering, sautéing, searing or boiling.

**Efficient Use of Power**  
The cooktop heats the pan directly so less heat is lost in the cooking process.

**Cookware Compatible**  
Induction-friendly cookware includes most stainless steel or iron-based cookware. If a magnet sticks to the bottom of the cookware, it's compatible.

Available in:



Stainless (F)

Elements	Size	Watts
Right Front	10"	2,500 / 3,800
Right Rear	6"	1,450 / 2,000
Left Front	7"	1,800 / 2,600
Left Rear	7"	1,800 / 2,600

*10" induction right burner, 6 qt./10" diameter pot, 1 qt. tepid water.*

Signature Features



**Maximize Your Time**  
PowerPlus™ Induction Technology boils water in less than 2 minutes so you can shave time off of cooking dinner every day.<sup>1</sup>



**Gas Benefits, Without the Remodel**  
Our PowerPlus™ Induction Cooktop offers the the speed, control and consistency of gas, without requiring the converting of your kitchen from electric to gas.



**Flexible Cooking**  
SpacePro™ Bridge Element allows you to cook two separate dishes at once, or combine elements for large pots or griddle use. The cooktop adapts to the size of the pan whether it's a small pot, a large frying pan or a griddle.



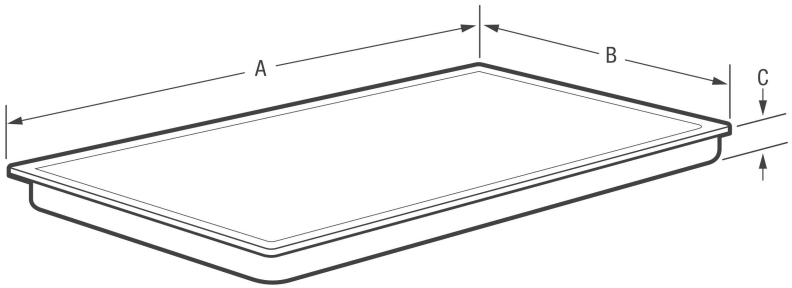
**Consistent Results**  
Even heat eliminates hot spots and delivers consistent results for creating delicious, evenly cooked foods like steaks and omelettes.

Features	
Controls	Pro-Select® Controls
Surface Type	Black Ceramic Glass
Right Front Element (Watts)	10" - 2,500 / 3,800
Right Rear Element (Watts)	6" - 1,450 / 2,000
Left Front Element (Watts)	7" - 1,800 / 2,600
Left Rear Element (Watts)	7" - 1,800 / 2,600
Hot Surface Indicators	Yes
Control Location	Center Front
Knob Color	Stainless
Knob Type	Cast Metal
Certifications	
A.D.A. Compliant¹	Yes
Specifications	
Power Supply Connection Location	Right Rear
Voltage Rating	240V / 208V / 60Hz
Connected Load (kW Rating) @ 240 / 208 Volts²	9.6 / 8.3
Amps @ 240 / 208 Volts	40 / 40
Minimum Circuit Required (Amps)	40
Approved for Electric Single Wall Oven Combination Installation³	Yes
Shipping Weight (Approx.)	43 Lbs.

¹When properly installed, this model is A.D.A.-qualified based on the United States Access Board's A.D.A./A.B.A. Accessibility Guidelines and the Department of Justice's 2010 A.D.A. Standards for Accessible Design.

²Single phase 3- or 4-wire cable, 120/240 or 120/208 Volt, 60 Hertz AC only electrical supply with ground required on separate circuit fused on both sides of line.

³Cooktops are approved for installation above any of our Electric Single Wall Ovens.



NOTE: For planning purposes only. Always consult local and national electric codes. Refer to Product Installation Guide for detailed installation instructions on the web at [frigidaire.com](http://frigidaire.com).



Product Dimensions		Cutout Dimensions	
A - Width	30"	Width (Min.) / (Max.)	28-1/2" / 28-5/8"
B - Depth	20-5/8"	Depth (Min.) / (Max.)	19-5/8" / 19-3/4"
C - Height	2-7/8"	Height	3-5/8"

Granite Countertop Installation Kit available.

**FRIGIDAIRE**

USA • 10200 David Taylor Drive • Charlotte, NC 28262 • 1-800-FRIGIDAIRE • [frigidaire.com](http://frigidaire.com)  
CANADA • 5855 Terry Fox Way • Mississauga, ON L5V 3E4 • 1-800-265-8352 • [frigidaire.ca](http://frigidaire.ca)

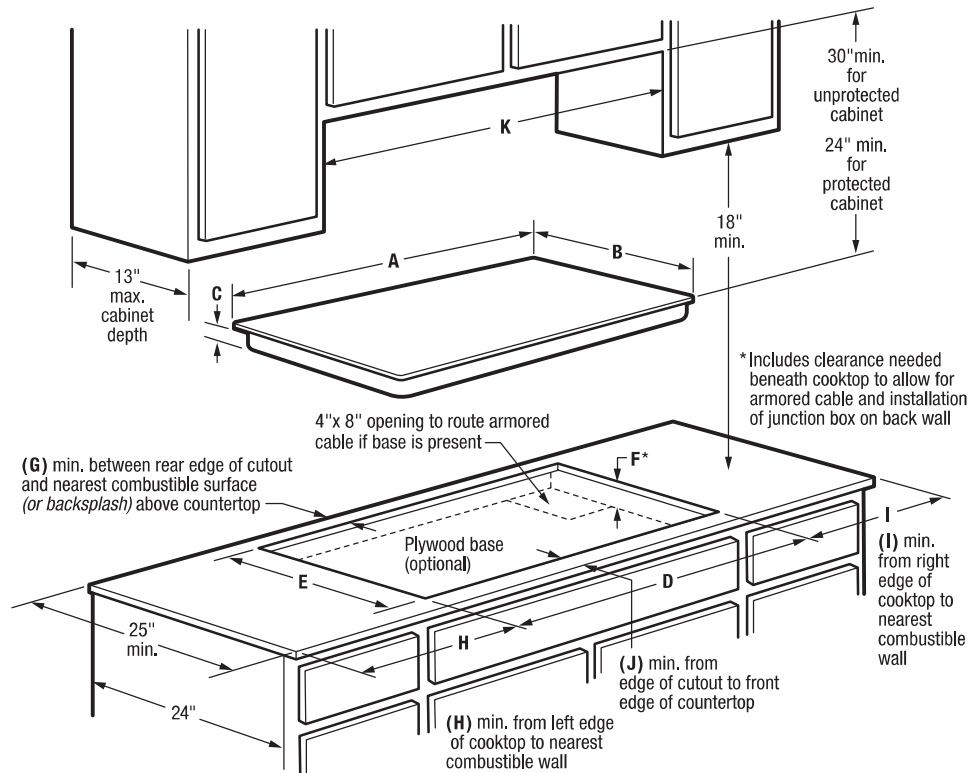
FPIC3077R 01/16

© 2016 Electrolux Home Products, Inc.

Accessories information available on the web at [frigidaire.com](http://frigidaire.com)

Specifications subject to change.





Product Dimensions			Required Clearances			
A - Width	B - Depth	C - Height	G (min.)	H (min.)	I (min.)	J (min.)
30"	20-5/8"	2-7/8"	1-1/2"	2"	2"	2-1/2"
Product Cutout Dimensions			K - Cabinet Opening Width (min.)	Utility Connection Locations		
D - Width (min. - max.)	E - Depth (min. - max.)	F - Height (min.)*		Power Supply		
28-1/2" - 28-5/8"	19-5/8" - 19-3/4"	3-5/8"	30"	Right Rear		

### Built-In Cooktop Specifications

- Product Shipping Weight (approx.) = 43 Lbs.
- Single phase 3- or 4-wire cable, 120/240 or 120/208 Volt, 60 Hertz AC only electrical supply with ground required on separate circuit fused on both sides of line.
- Connected Load (kW Rating) @ 240/208 Volts = 9.6/8.3 kW
- Amps @ 240/208 Volts = 40/40 Amps
- Recommended Circuit Breaker = 40 Amps
- Always consult local and national electric codes.
- Cooktop cutout height includes clearance needed beneath cooktop to allow for armored cable and installation of junction box on back wall. Position center of junction box 10" inward from right side of cooktop cutout, and 12" down from underside of countertop.
- Overhead cabinetry should not exceed a 13" maximum depth.
- Absolute minimum horizontal distance between overhead cabinets installed to either side of appliance must be no less than 30".
- Allow 30" minimum clearance between top of cooktop platform and bottom of unprotected wood or metal overhead cabinet; or 24" minimum clearance when bottom of wood or metal overhead cabinet is protected by not less than 1/8" flame-retardant millboard covered with not less than No. 28 MGS sheet steel, 0.015" stainless steel, 0.024" aluminum or 0.020" copper.

- Allow 1-1/2" minimum clearance between rear edge of cutout and nearest combustible surface (or backsplash) above countertop.
- Allow 2" minimum required clearance from left edge of cooktop to nearest combustible wall and 2" minimum from right edge of cooktop to nearest combustible wall.
- Installation of drawer not recommended beneath cooktop.
- To reduce risk of fire when using overhead cabinetry, install range hood that projects horizontally a recommended minimum of 5" beyond bottom of cabinets.
- Induction Built-In Cooktop model FPIC3077R is approved to be used over any Frigidaire® Electric Single Wall Oven. (Refer to Electric Cooktop Installation Over 30"/27" Electric Single Wall Oven Specifications page on web.)

**Note:** For planning purposes only. Refer to Product Installation Guide on the web at [frigidaire.com](http://frigidaire.com) for detailed instructions.

### Optional Accessories

- Granite Countertop Installation Kit - (PN # 903061-9010).

### FRIGIDAIRE

USA • 10200 David Taylor Drive • Charlotte, NC 28262 • 1-800-FRIGIDAIRE • [frigidaire.com](http://frigidaire.com)  
CANADA • 5855 Terry Fox Way • Mississauga, ON L5V 3E4 • 1-800-265-8352 • [frigidaire.ca](http://frigidaire.ca)

FPIC3077R 01/16

© 2016 Electrolux Home Products, Inc.

Accessories information available  
on the web at [frigidaire.com](http://frigidaire.com)



Specifications  
subject to change.