


LOT 2-64

# NE63T8311SS

SAMSUNG

## Samsung Front Control Slide-in Electric Range with Convection

6.3 cu. ft. Capacity



### Signature Features

#### Convection

- Powerful convection saves you time by cooking food fast and more evenly. Perfect for baking and roasting.

#### Ready2Fit™ Guarantee

- If your Samsung Front Control Slide-In Range doesn't fit your 30" Freestanding Range cutout, enjoy \$100\* on us to cover any countertop modification costs.

\*Visit [samsungpromotions.com/SlideInReady2Fit](http://samsungpromotions.com/SlideInReady2Fit) for details.

#### Fingerprint Resistant Finish

- Fingerprint resistant, for an everyday beautiful finish.

### Available Colors



Fingerprint Resistant  
Stainless Steel (shown)



Fingerprint Resistant  
Black Stainless Steel



Convection



Ready2Fit™ Guarantee

### Features

- Convection
- Ready2Fit™ Guarantee
- Fingerprint Resistant Finish
- Large Oven Capacity – 6.3 cu. ft.
- Glass Touch Controls
- Storage Drawer

- Flexible Cooktop:
  - Five Element Cooktop
  - Two Dual Elements (6"/9" and 9"/12")
  - Two Single Elements (6")
  - Warming Center

### Convenience

- Wi-Fi Connectivity
- Voice-Enabled
- Convection Auto Conversion
- Self & Steam Clean
- Hidden Bake Element
- Child Safety Lock
- Delay Start
- Auto Oven Light
- Kitchen Timer
- Sabbath Mode



Ready2Fit™

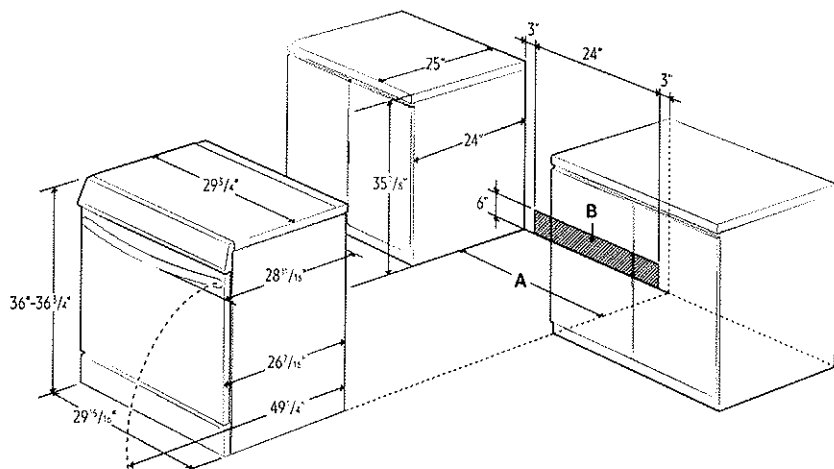


# NE63T8311SS

## Samsung Front Control Slide-in Electric Range with Convection

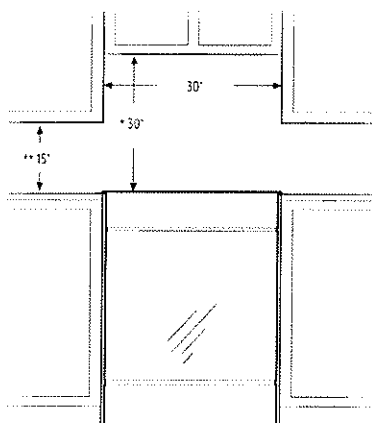
6.3 cu. ft. Capacity

### Installation Specifications



A: Cabinet opening min 30"  
B: Acceptable electrical outlet area

**IMPORTANT:** If your cabinets are over 36 3/4" high, you must install this range on a hard, heat resistant support that raises the surface of the range so that it is about even with the countertop.



\* 30" minimum clearance between the top of the cooking surface and the bottom of an unprotected wood or metal cabinet; or 24" minimum when the bottom of the wood or metal cabinet is protected by not less than 1/4" of flame retardant millboard covered with not less than no.28 MSG sheet steel, 0.015" stainless steel, 0.024" aluminum, or 0.020" copper.

\*\* 15" minimum between the countertop and the adjacent cabinet bottom.

**IMPORTANT:** Consult with Installation Manual for detailed instructions before installing. All ranges must be installed with the Anti-Tip device that is included.

### Power Source

240V/208V/60 Hz/40A

### Electric Ceramic Cooktop

- Right Front: 9"/12" Dual Element, 3000 W
- Left Front: 6"/9" Dual Element, 3000 W
- Right Rear: 6", 1200 W
- Left Rear: 6", 1200 W
- Center: 7" Warming Center

### Oven

- Capacity: 6.3 cu. ft.
- Convection Bake
- Convection Roast
- Bake
- Variable Broil: Low/High
- Bread Proof
- Dehydrate

### Warranty

One (1) Year Parts and Labor

### Product Dimensions & Weight (WxHxD)

Oven Interior Dimensions:

24 13/16" x 22 7/16" x 19 3/4"

Outside Net Dimensions:

29 15/16" x 36-36 3/4" (Adjustable) x 28 11/16"

Weight: 170 lbs

### Shipping Dimensions & Weight (WxHxD)

Dimensions:

33 1/16" x 41 3/4" x 30 5/16"

Weight: 193 lbs

### Color

Fingerprint Resistant

Stainless Steel

Fingerprint Resistant

Black Stainless Steel

### Model #

NE63T8311SS

NE63T8311SS

NE63T8311SG

### UPC Code

887276409023

887276409023

887276409016




LOT 2-64

# Paris

## User Manual

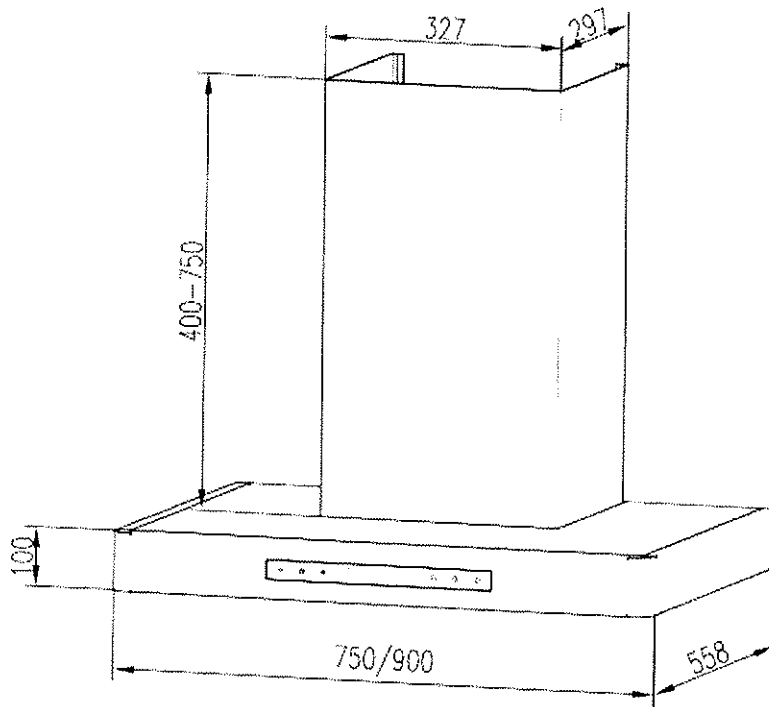
VRH-PARIS-30SS/36SS



**Vesta** Simple Kitchen Solutions

Lot 2-64


## Product Dimensions



# RF23A9671SR

**SAMSUNG**

**22.8 cu. ft. Smart Counter Depth 4-Door Flex™ Refrigerator with Beverage Center and Dual Ice Maker**



## Signature Features

### Beverage Center

Quick access to refreshingly cool, filtered water two ways. Choose from an internal dispenser or a built-in pitcher that automatically refills, with the option to infuse with a flavor.

### Dual Ice Maker with Ice Bites

Enjoy your favorite beverage with your choice of ice. Select from cubed ice or new nugget-style Ice Bites that chill your drink faster. Makes up to 6 lbs per day, stores up to 6.8 lbs total.

### FlexZone™

Customize your lower-right storage space to be a refrigerator or freezer. With five adjustable settings, you choose what foods to store from fruits and vegetables to your favorite ice cream.


## Available Colors



Fingerprint Resistant  
Stainless Steel (shown)



Fingerprint Resistant  
Black Stainless Steel



Beverage Center



Dual Ice Maker with Ice Bites

## Design

- AutoFill Water Pitcher
- Modern Design
- Built-in Look
- Fingerprint Resistant Finish
- LED Lighting

## Technology

- Dual Ice Maker with Ice Bites and Cubed Ice
- UV Deodorizing Filter
- Wi-Fi Enabled

## Performance

- FlexZone™
- FlexCrisper
- Triple Cooling

## Rating



ENERGY STAR® rated:  
634 kWh/yr



ADA Compliant



LOT 2-6A

# RF23A9671SR

**SAMSUNG**

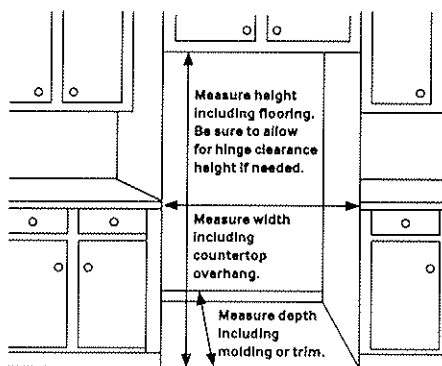
## 22.8 cu. ft. Smart Counter Depth 4-Door Flex™ Refrigerator with Beverage Center and Dual Ice Maker

### Installation Specifications

1. Measure the height, width and depth of the opening, making sure to include baseboards, molding tile, countertop overhang, etc. Check to be sure there is enough room to open the door (consider walls, islands or other obstacles when measuring).
2. Refer to illustration below to determine dimensions.
3. Allow 2.5" of clearance on hinge side of refrigerator when installing next to a wall where handle may make contact.
4. Allow 1" minimum clearance at rear for proper air circulation and water/electrical connections. Allow a 3/8" minimum clearance at sides and top for ease of installation.
5. Ensure each door and entryway in the home is wide enough for the refrigerator to be moved through easily.

For optimal usage and ability to open refrigerator doors completely, do not install next to a wall.

Please note: The following dimension and cutout information is for planning purposes only. For complete installation details, consult manual packed with product or download manual online at [samsung.com](http://samsung.com).



**Total Capacity: 22.8 cu. ft.**

**Refrigerator: 14.0 cu. ft.**

- 4 Tempered Glass Spill-Proof Shelves
- 2 Clear Drawers: FlexCrisper and Crisper+
- 6 Door Bins
  - Right: 1 Gallon Bin, 2 Regular Bins
  - Left: 1 Gallon Bin, 2 Regular Bins
- LED Lighting

**Freezer: 8.8 cu. ft.**

- Dual Ice Maker in Freezer (Cubed Ice or Ice Bites)
  - 2 Ice Buckets with Cover and 1 Scoop
- 3 Slide-Out Shelves
- 6 Door Bins
- LED Lighting

### Accessories

Water Filter: HAF-QIN

### Warranty

One (1) Year Parts and Labor on Refrigerator  
Five (5) Years Parts and Labor on Sealed Refrigeration System Only\*  
Ten (10) Years Parts and Five (5) Years Labor on Digital Inverter Compressor

\*Compressor, evaporator, condenser, drier and connecting tubing.

### Product Dimensions & Weight

Dimensions (WxHxD with hinges and doors):  
35<sup>7</sup>/<sub>8</sub>" x 71<sup>7</sup>/<sub>8</sub>" x 28<sup>1</sup>/<sub>2</sub>"

Dimensions (WxHxD without hinges and door):  
35<sup>7</sup>/<sub>8</sub>" x 70<sup>3</sup>/<sub>4</sub>" x 24"

Weight: 313.1 lbs

### Shipping Dimensions & Weight (WxHxD)

Dimensions: 38<sup>1</sup>/<sub>4</sub>" x 78<sup>5</sup>/<sub>8</sub>" x 30<sup>3</sup>/<sub>5</sub>"

Weight: 335.1 lbs

### Color

Fingerprint Resistant  
Stainless Steel  
Fingerprint Resistant  
Black Stainless Steel

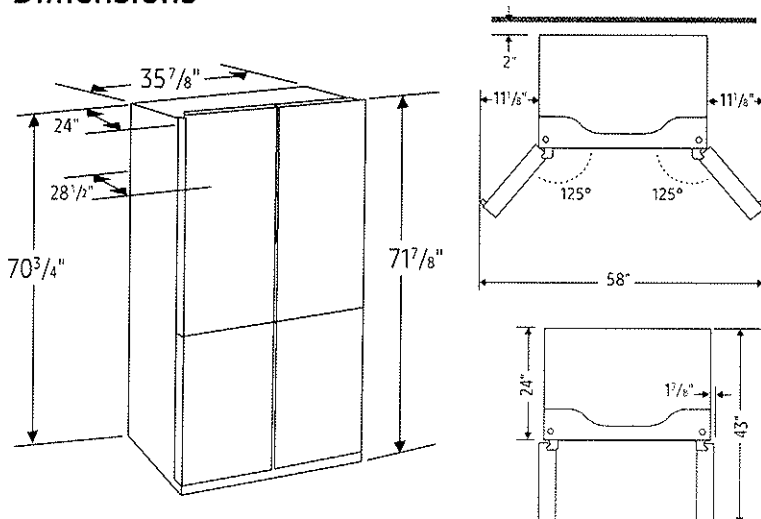
### Model #

RF23A9671SR  
RF23A9671SG

### UPC Code

887276525624  
887276525563

### Dimensions




# MS19M8000A

**SAMSUNG**

## Samsung Countertop Microwave

1.9 cu. ft. Capacity



### Signature Features

#### 1.9 cu. ft. Capacity

- Accommodates a variety of dishes so you can prep large meals quickly.

#### Sensor Cook

- Automatically adjusts cooking time for optimal results.

#### Ceramic Enamel Interior

- Makes removing grease or oil effortless and protects against scratches from daily use.

### Available Colors



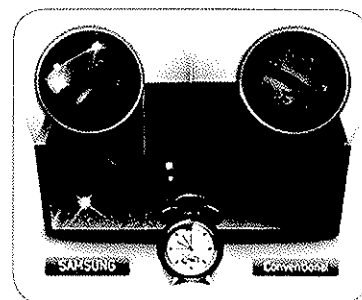
Stainless Steel (shown)



Black Stainless Steel



Sensor Cook



Ceramic Enamel Interior

### Features

- Eco Mode
- Cooking Presets
- 950W of Cooking Power
- 10 Power Levels
- Auto Defrost
- LED Display
- 30" Trim Kit Options Available (see next page for details.)

### Convenience

- Kitchen Timer
- Clock (12hr/24hr) with Daylight Saving Time Adjustment
- Child Safety Lock
- Reminder End Signal

Lot 2-64

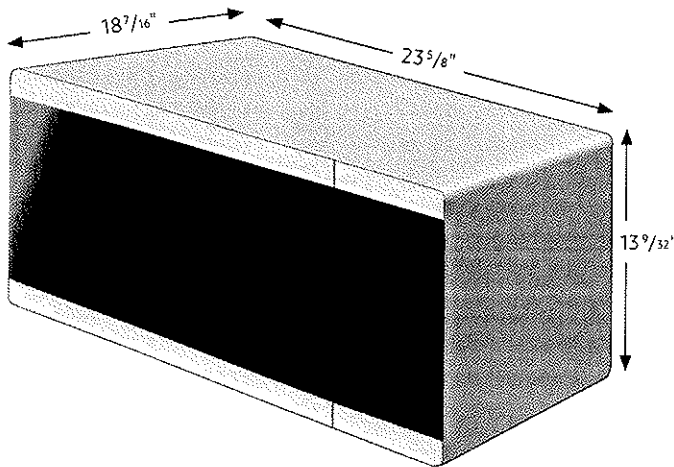
# MS19M8000A

**SAMSUNG**

## Samsung Countertop Microwave

1.9 cu. ft. Capacity

### Dimensions



### Specifications

- Oven Cavity: 1.9 cu. ft.
- Power Output: 950W
- Power Consumption: 1600W/13.3 A
- Power Source: 120V / 60 Hz
- Control Method: Electronic Touch
- Display: LED (Ice Blue)
- Cooking Control: 10 Power Levels Including Defrost
- Cooking Timer: Digital, up to 99 Minutes, 99 Seconds
- Microwave Distribution System: Turntable

### Warranty

One (1) Year Parts and Labor  
Ten (10) Years on Magnetron Microwave Technology

### Product Dimensions & Weight (WxHxD)

Outside Dimensions: 23 <sup>5</sup>/<sub>8</sub>" x 13 <sup>9</sup>/<sub>32</sub>" x 18 <sup>7</sup>/<sub>16</sub>"

Interior Cavity Dimensions: 17 <sup>3</sup>/<sub>8</sub>" x 10 <sup>5</sup>/<sub>8</sub>" x 17 <sup>13</sup>/<sub>16</sub>"

Weight: 43.03 lbs.

### Shipping Dimensions & Weight (WxHxD)

Dimensions: 26 <sup>1</sup>/<sub>4</sub>" x 16 <sup>13</sup>/<sub>32</sub>" x 20 <sup>1</sup>/<sub>4</sub>"

Weight: 47.97 lbs.

Microwave Color	Model #	UPC Code
Stainless Steel	MS19M8000AS	887276212050
Black Stainless Steel	MS19M8000AG	887276212043

### Countertop Microwave and Trim Kit for Built-in Applications

For installation with Wall Ovens, respective codes must be paired together:

Color:	Product:	Model #:	UPC Code:
Stainless Steel	Microwave	MS19M8000AS	887276212050
Stainless Steel	Trim Kit	MA-TK8020TS	887276224466
Black Stainless Steel	Microwave	MS19M8020TG	887276212067
Black Stainless Steel	Trim Kit	MA-TK8020TG	887276224459




LOT 2-64

# MS19M8020T and MA-TK8020T

**SAMSUNG**

**Samsung Countertop Microwave and Trim Kit  
for Built-in Applications**

**1.9 cu. ft. Capacity**



## Signature Features

### 1.9 cu. ft. Capacity

- Accommodates a variety of dishes so you can prep large meals quickly.

### Sensor Cook

- Automatically adjusts cooking time for optimal results.

### Ceramic Enamel Interior

- Makes removing grease or oil effortless and protects against scratches from daily use.




## Available Colors




Stainless Steel



Black Stainless Steel (shown)



Sensor Cook



Ceramic Enamel Interior

## Features

- Eco Mode
- Cooking Presets
- 950W of Cooking Power
- 10 Power Levels
- Auto Defrost
- LED Display
- 30" Matching Trim Kit

## Convenience

- Kitchen Timer
- Clock (12hr/24hr) with Daylight Saving Time Adjustment
- Child Safety Lock
- Reminder End Signal

# MS19M8020T and MA-TK8020T

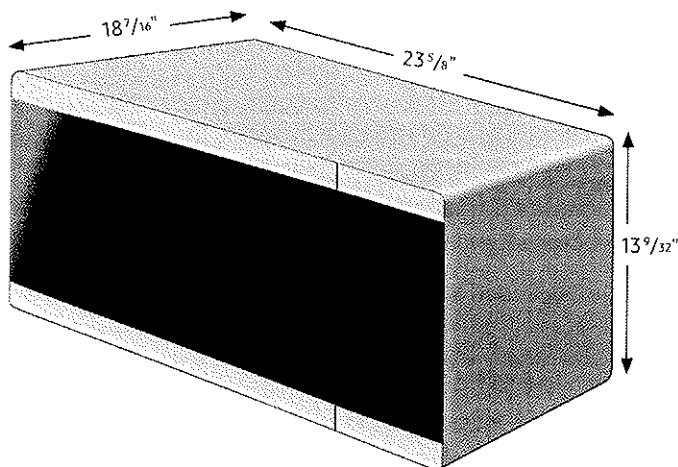
Lot 2-64

**SAMSUNG**

## Samsung Countertop Microwave and Trim Kit for Built-in Applications

1.9 cu. ft. Capacity

### Dimensions



### Specifications

- Oven Cavity: 1.9 cu. ft.
- Power Output: 950W
- Power Consumption: 1600W/13.3 A
- Power Source: 120V / 60 Hz
- Control Method: Electronic Touch
- Display: LED (Ice Blue)
- Cooking Control: 10 Power Levels Including Defrost
- Cooking Timer: Digital, up to 99 Minutes, 99 Seconds
- Microwave Distribution System: Turntable

### Warranty

One (1) Year Parts and Labor  
Ten (10) Years on Magnetron Microwave Technology

### Microwave Product Dimensions & Weight (WxHxD)

Outside Dimensions: 23 <sup>5</sup>/<sub>8</sub>" x 13 <sup>9</sup>/<sub>32</sub>" x 18 <sup>7</sup>/<sub>16</sub>"

Interior Cavity Dimensions: 17 <sup>3</sup>/<sub>8</sub>" x 10 <sup>5</sup>/<sub>8</sub>" x 17 <sup>13</sup>/<sub>16</sub>"

Weight: 43.03 lbs.

### Trim Kit Dimension (WxHxD)

Outside Dimensions: 29 <sup>3</sup>/<sub>4</sub>" x 20 <sup>5</sup>/<sub>64</sub>" x 1 <sup>1</sup>/<sub>4</sub>"

Cut Out (WxH): 25 <sup>1</sup>/<sub>2</sub>" x 16 <sup>3</sup>/<sub>4</sub>"

Weight: 12.83 lbs.

### Microwave Shipping Dimensions & Weight (WxHxD)

Dimensions: 26 <sup>1</sup>/<sub>4</sub>" x 16 <sup>13</sup>/<sub>32</sub>" x 20 <sup>1</sup>/<sub>4</sub>"

Weight: 47.97 lbs.

### Trim Kit Shipping Dimension (WxHxD)

Dimensions: 22 <sup>3</sup>/<sub>4</sub>" x 6 <sup>3</sup>/<sub>4</sub>" x 33 <sup>5</sup>/<sub>32</sub>"

Weight: 16.78 lbs.

### Countertop Microwave and Trim Kit for Built-in Applications

For installation with Wall Ovens, respective codes must be paired together:


Color:	Product:	Model #:	UPC Code:
Stainless Steel	Microwave	MS19M8000AS	887276212050
Stainless Steel	Trim Kit	MA-TK8020TS	887276224466
Black Stainless Steel	Microwave	MS19M8020TG	887276212067
Black Stainless Steel	Trim Kit	MA-TK8020TG	887276224459

LOT 2-64

# DW80N3030US

**SAMSUNG**

Samsung Dishwasher



## Signature Features

### 3rd Rack

- Easily access and clean utensils & culinary tools adding more usable space to your dishwasher.

### Digital Touch Controls

- Easily select functions with a gentle touch.

### Height-Adjustable Upper Rack

- Easily fit dishware of various shapes and sizes.

## Available Colors




Stainless Steel



White



Black



3rd Rack



Height-Adjustable Upper Rack

## Features

- Recessed Handle
- Stainless Steel Interior Door
- Advanced Wash System
- Quiet Operation – 51 dBA
- Water Consumption: 3.5 Gallons
- 4 Wash Cycles
- 5 Options
- 15 Place Settings
- Digital Water Leakage Sensor
- ADA Compliant

## Convenience

- Child Lock
- Delay Start
- Height-Adjustable Upper Rack

## Rating



ENERGY STAR®-rated:  
255 kWh/Year



ADA Compliant



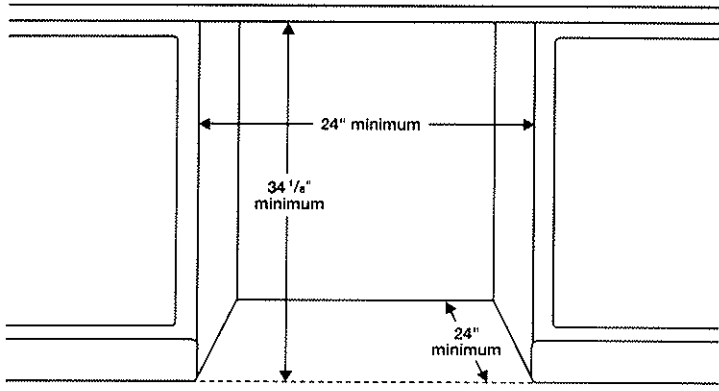
LG 2-CA

# DW80N3030US

**SAMSUNG**

Samsung Dishwasher

## Installation Specifications



### Features

- 4 Wash Cycles: Auto, Normal, Heavy, Express 60
- 5 Options: Hi-Temp Wash, Sanitize (Anti-Bacterial-NSF), Delay Start, Control Lock, Heated Dry

### Convenience

- Child Lock
- Digital Water Leakage Sensor
- Height-Adjustable Upper Rack
- Upper Rack: 2 Cup Shelves
- Silverware Basket

### Warranty

One (1) Year All Parts and Labor  
Five (5) Year Limited on Printed Circuit Board

### Product Dimensions & Weight (WxHxD)

Dimensions: 23 3/4" x 33 3/4" x 24 5/8"

Weight: 66.1 lbs.

### Shipping Dimensions & Weight (WxHxD)

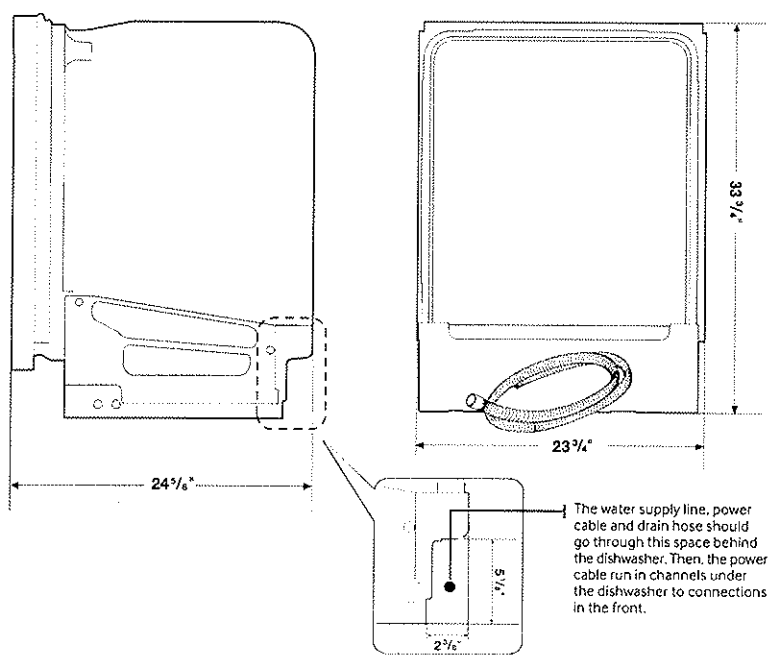
Dimensions: 26 1/2" x 35" x 29 1/2"

Weight: 81.6 lbs.

## Dimensions

Side View

Rear View



Color	Model #	UPC Code
Stainless Steel	DW80N3030US	887276269887
White	DW80N3030UW	887276269894
Black	DW80N3030UB	887276269870


LOT 2-64

# DVE45R6300V

SAMSUNG

Samsung Smart Front Load Electric Dryer with Steam Sanitize+

7.5 cu. ft. Capacity DOE



## Signature Features

### Bixby Enabled

- Wi-Fi connected so you can remotely start or stop your cycle, schedule laundry on your time, receive end of cycle alerts, and more right from your smartphone.<sup>1</sup>


### Steam Sanitize+


- The Steam Sanitize+ cycle removes 99.9% of germs and bacteria, over 95% of pollen, and kills 100% of dust mites<sup>2</sup>. Multi-Steam Technology steams away wrinkles, odors, and static.

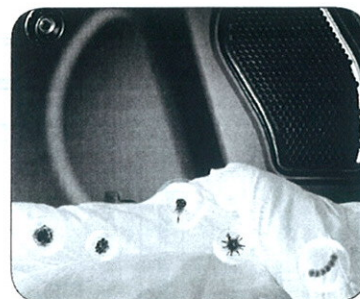
### Sensor Dry

- Automatically optimizes the time and temperature of your drying cycle to protect your clothes from heat damage, while avoiding excess energy use.

## Available Colors



Bixby Enabled 



Steam Sanitize+

## Features

- Bixby Enabled 
- Steam Sanitize+
- Sensor Dry
- Vent Sensor
- Interior Drum Light
- 12 Preset Drying Cycles
- 10 Additional Drying Options
- 5 Temperature Levels
- 4-Way Venting
- Dual Heaters
- Reversible Crystal Blue Door
- LED Display: Ice Blue

## Convenience

- Child Lock
- Lint Filter Indicator



ADA Compliant<sup>3</sup>

## Rating



ENERGY STAR®-rated  
607 kWh/yr

<sup>1</sup> The Samsung SmartThings application is required and is available on Android and iOS devices. A Wi-Fi connection is required. User will be solely responsible for any consequence(s) that may result, including but not limited to any damage or harm caused by incorrect information provided by the user. Only monitoring is allowed for Gas dryer for safety reasons.

<sup>2</sup> Based on internal testing and independently verified by Intertek. Individual results may vary.

<sup>3</sup> ADA Compliant when using a Samsung 27" wide riser (WE272NV or WE272NW).



LOT 2-LA

# DVE45R6300V

**SAMSUNG**

## Samsung Smart Front Load Electric Dryer with Steam Sanitize+

7.5 cu. ft. Capacity DOE

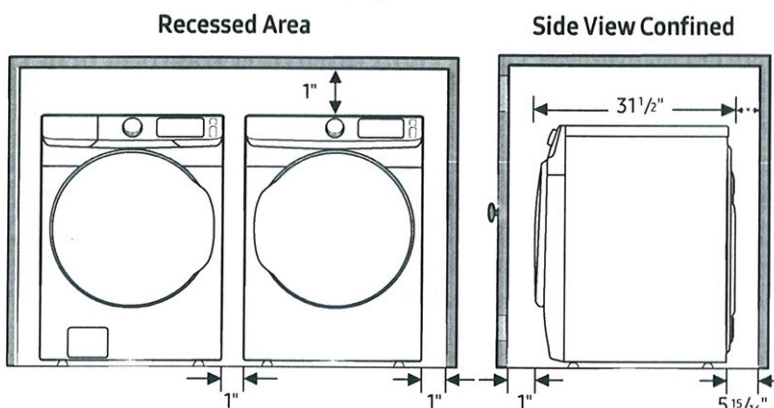
### Installation Specifications

If the washer and dryer are installed together or the dryer alone, the closet front must have two unobstructed air openings for a combined minimum total area of 72-inch<sup>2</sup> (see stacked build below). Your washer alone does not require a specific air opening.

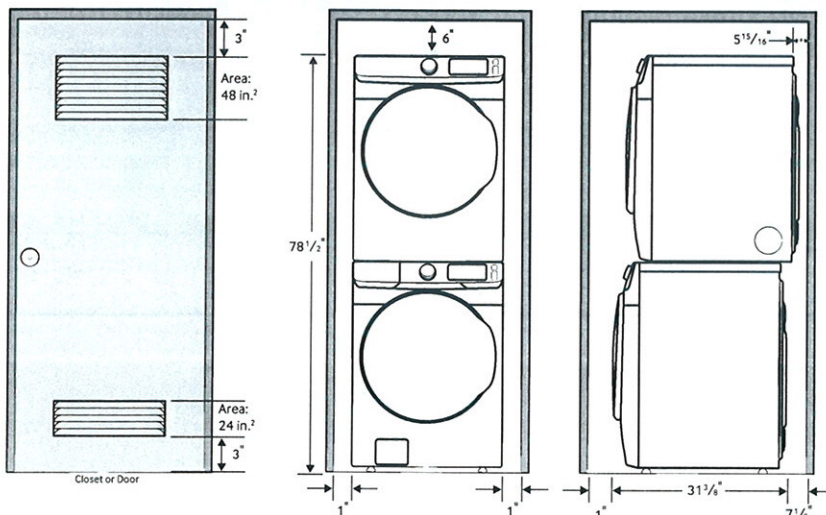
\*Required spacing (External exhaust elbow may require additional space.)

#### 1. Alcove or closet installation

Minimum Clearance for Closet and Alcove Installations:

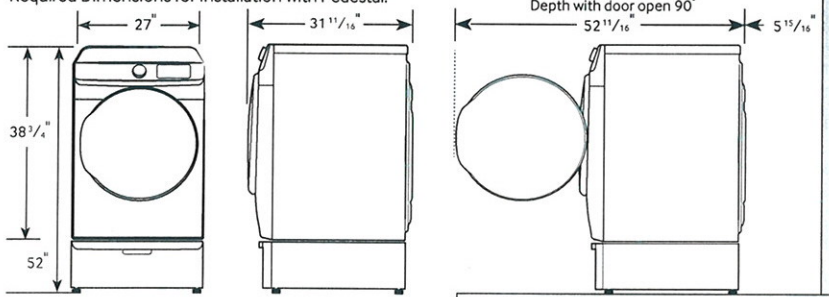


#### 2. With stacked washer and dryer



### Dimensions

Required Dimensions for Installation with Pedestal:



### 4-Way Venting

#### 12 Preset Drying Cycles:

Refresh, Steam Sanitize+, Normal, Heavy Duty, Permanent Press, Active Wear, Bedding, Delicates, Time Dry, Air Fluff, Quick Dry, Downloaded

#### 10 Additional Drying Options:

Damp Alert, Wrinkle Prevent, Smart Control, Adjust Time (Up), Adjust Time (Down), Eco Dry, Drum Light, Child Lock, Smart Care, Alarm Off

#### 5 Temperature Levels:

High, Medium High, Medium, Medium Low, Low

#### 5 Dry Levels:

More Dry, Normal-More Dry, Normal Dry, Normal-Less Dry, Less Dry

### Warranty

One (1) Year Parts and Labor

### Product Dimensions & Weight (WxHxD)

Dimensions: 27" x 38 3/4" x 31 1/2"

Weight: 123 lbs

### Shipping Dimensions & Weight (WxHxD)

Dimensions: 29 3/8" x 42 9/16" x 33 1/2"

Weight: 130 lbs

### Electric

Fingerprint Resistant  
Black Stainless Steel

### Model #

DVE45R6300V  
DVE45R6300C  
DVE45R6300W

### UPC Code

887276300467  
887276331638  
887276300474

### Gas

Fingerprint Resistant  
Black Stainless Steel

DVG45R6300V  
DVG45R6300C  
DVG45R6300W

887276300504  
887276331645  
887276300511

### Matching Washer

Fingerprint Resistant  
Black Stainless Steel

WF45R6300AV  
WF45R6300AC  
WF45R6300AW

887276299488  
887276331461  
887276299495

### Pedestal

Fingerprint Resistant  
Black Stainless Steel

WE402NV  
WE402NC  
WE402NW

887276310145  
887276310121  
887276310152

### Accessories

Stacking Kit  
Vent Kit

SKK-8K  
DV-2A

887276344034  
887276146416

Actual color may vary. Design, specifications, and color availability are subject to change without notice. Non-metric weights and measurements are approximate.

©2019 Samsung Electronics America, Inc. 85 Challenger Road, Ridgefield Park, NJ 07660. Tel: 800-SAMSUNG. samsung.com. Samsung is a registered trademark of Samsung Electronics Co. Ltd.




LOT 2-64

# WF45R6300AV

**SAMSUNG**

## Samsung Smart Front Load Washer with Super Speed

4.5 cu. ft. Capacity DOE



### Signature Features

#### Super Speed

- Uses advanced cleaning technologies to wash a full load of laundry in just 30 minutes<sup>1</sup>, without sacrificing cleaning performance.


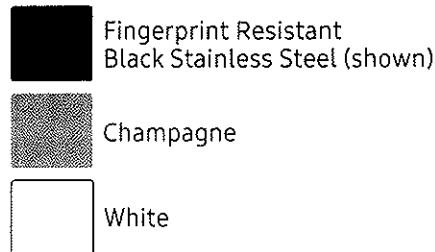
#### Bixby Enabled


- Wi-Fi connected so you can remotely start or stop your cycle, schedule laundry on your time, receive end of cycle alerts, and more right from your smartphone.<sup>2</sup>

#### Steam

- Powerful stain removal without pretreatment, while still gentle on your clothing.

### Available Colors




Bixby Enabled 



Steam

### Features

- Bixby Enabled 
- Super Speed
- Steam
- VRT Plus™ Technology
- Swirl+ Drum Design
- Self Clean+
- Closet-Depth Fit<sup>3</sup>
- Stackability
- Internal Water Heater
- 1200 RPM Maximum Spin Speed
- Direct Drive Motor
- 12 Preset Washing Cycles
- 9 Additional Washing Options

- 5 Temperature Levels
- Crystal Blue Door
- LED Display: Ice Blue
- 24-Hour Delay End

### Convenience

- Child Lock
- Delay End
- Dispenser Trays: Main Wash, Softener, Bleach



ADA Compliant<sup>4</sup>

### Rating



ENERGY STAR®-rated  
CEE Tier 2  
IMEF = 2.92  
IWF = 2.9

<sup>1</sup>Based on using Super Speed on a normal cycle with an 8lb load.

<sup>2</sup>The Samsung SmartThings application is required and is available on Android and iOS devices. A Wi-Fi connection is required. User will be solely responsible for any consequence(s) that may result, including but not limited to any damage or harm caused by incorrect information provided by the user.

<sup>3</sup>Designed to fit a 40" installation depth.

<sup>4</sup>ADA Compliant when using a Samsung 27" wide riser (WE272NV or WE272NW).

Lot 2 - 64

# WF45R6300AV

**SAMSUNG**

## Samsung Smart Front Load Washer with Super Speed

4.5 cu. ft. Capacity DOE

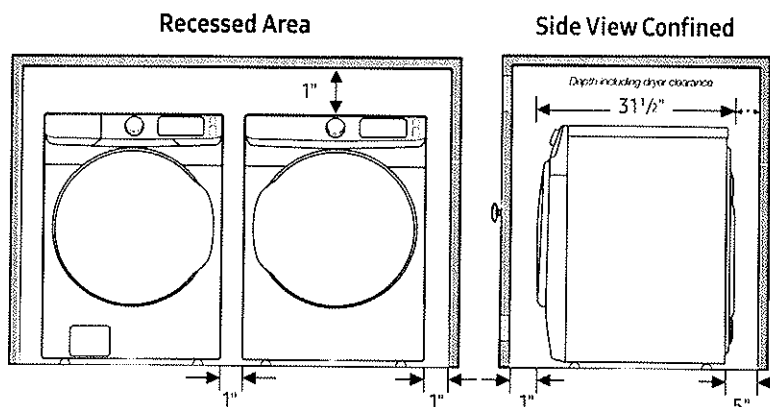
### Installation Specifications

If the washer and dryer are installed together or the dryer alone, the closet front must have two unobstructed air openings for a combined minimum total area of 72-inch<sup>2</sup> (see stacked build below). Your washer alone does not require a specific air opening.

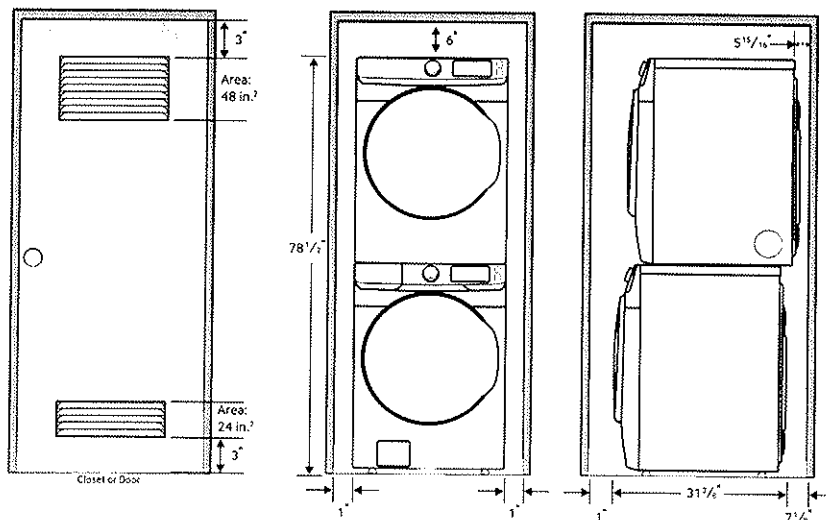
\*Required spacing (External exhaust elbow may require additional space.)

#### 1. Alcove or closet installation

Minimum Clearance for Closet and Alcove Installations:

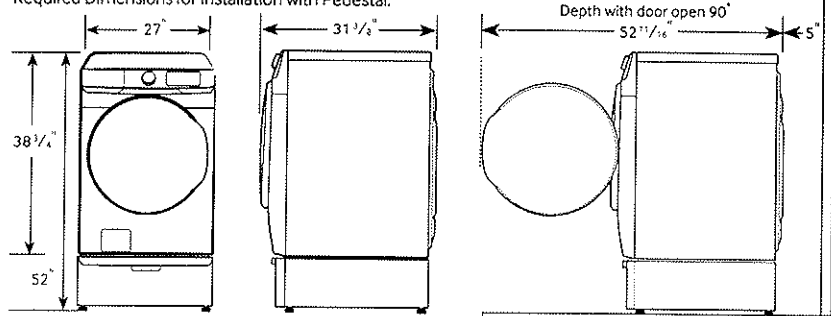


#### 2. With stacked washer and dryer



### Dimensions

Required Dimensions for Installation with Pedestal:



#### 12 Preset Washing Cycles:

Normal, Heavy Duty, Bedding, Quick Wash, Permanent Press, Delicates, Whites, Sanitize, Activewear, Rinse and Spin, Self Clean+, Downloaded

#### 9 Additional Washing Options:

Presoak, Steam, Delay End, Smart Control, Super Speed, Alarm Off, Child Lock, Smart Care, Spin Only

#### 5 Temperature Levels:

Hot, Warmer, Warm, Cool, Cold

#### 5 Spin Speeds:

High, Medium High, Medium, Low, No Spin

#### 5 Soil Levels:

Heavy, Medium Heavy, Normal, Medium Low, Light

#### Dispenser Trays:

Main Wash, Softener, Bleach

#### Warranty

One (1) Year Parts and Labor  
Three (3) Years Stainless Steel Drum (Part Only)  
Ten (10) Years Direct Drive Motor (Part Only)

#### Product Dimensions & Weight (WxHxD)

Dimensions: 27" x 38 3/4" x 31 3/8"

Weight: 201 lbs

#### Shipping Dimensions & Weight (WxHxD)

Dimensions: 29 3/8" x 42 3/8" x 34 1/8"

Weight: 205 lbs

Color	Model #	UPC Code
Fingerprint Resistant Black Stainless Steel	WF45R6300AV	887276299488
Champagne	WF45R6300AC	887276331461
White	WF45R6300AW	887276299495

#### Matching Dryer (Electric/Gas)

Fingerprint Resistant Black Stainless Steel	DVE45R6300V	887276300467
Champagne	DVE45R6300C	887276331638
White	DVE45R6300W	887276300474

Fingerprint Resistant Black Stainless Steel	DVG45R6300V	887276300504
Champagne	DVG45R6300C	887276331645
White	DVG45R6300W	887276300511

#### Pedestal

Fingerprint Resistant Black Stainless Steel	WE402NV	887276310145
Champagne	WE402NC	887276310121
White	WE402NW	887276310152

#### Accessories

Stacking Kit	SKK-8K	887276344034
--------------	--------	--------------

Actual color may vary. Design, specifications, and color availability are subject to change without notice. Non-metric weights and measurements are approximate.

©2019 Samsung Electronics America, Inc., 85 Challenger Road, Ridgefield Park, NJ 07660 Tel: 800-SAMSUNG. samsung.com. Samsung is a registered trademark of Samsung Electronics Co., Ltd.