

LOT 2-27, INNISFIL

Whirlpool WRF757SDHZ

Whirlpool

Authorized Dealer


Whirlpool WRF757SDHZ French Door Refrigerator, 36 inch Width, 26.8 cu. ft. Capacity, Thru Door Ice Dispenser, Exterior Water Dispenser, LED Lighting, Fingerprint Resistant, Stainless Steel colour

Same/Next Day Delivery Available

Availability:
In Stock

Save up to \$400 in multiple offers!

Up to 3 years
FREE extended
warranty!



C/S

36-inch Wide French Door Refrigerator - 27 cu. ft.

MODEL: WRF757SDHZ

LOT 2-27, INMISFIL (Fridge)

Add to Cart



Additional Features

Adjustable Gallon Door Bins

Exterior Ice And Water Dispenser With EveryDrop® Filtration

Move these adjustable bins anywhere in the door for increased loading flexibility when and where you need it. Access fresh filtered water and ice without ever opening the refrigerator door.

ENERGY STAR® Certified

ENERGY STAR® certified models exceed government standards to help save money on your utility bills.

Two-Tier Freezer Storage

Easily organize frozen favorites with two tiers of storage.

Spillproof Glass Shelves

Simplify cleanup with shelves that help contain spills and prevent liquids from leaking below.

Deli Drawer

Store plenty of meat and cheese with a deli drawer.

LED Interior Lighting

Keep food looking as good as it tastes. Light is cast inside the refrigerator so food looks like it's supposed to.

[View Less](#) ^

Specifications

Height:

17748.25, 69-7/8"
Centimeters, Inches

Width:

9064.62, 35-11/16"
Centimeters, Inches

Depth:

9048.75, 35-5/8"
Centimeters, Inches



LOT 2-27, INNISFIL
Frigidaire FFGH3054US

FRIGIDAIRE

Authorized Dealer

Frigidaire FFGH3054US Range, Free Standing & Slide In, Gas Range, 30 inch Exterior Width, Self Clean, 5 Burners, Sealed Burners (Gas), 5.0 cu. ft. Capacity, Storage Drawer, 1 Ovens, 17K BTU, Front Controls, Stainless Steel colour

Same/Next Day Delivery Available

Availability:
In Stock

Up to 3 years
FREE extended
warranty!



LOT 2-27, INNISFIL

FRIGIDAIRE

FFGH3054U S/W/B

FREESTANDING
RANGE

30" GAS



AVAILABLE
COLORS



Stainless



White



Black

PRODUCT DIMENSIONS

Height (Max.)	36-5/8"
Width	29-7/8"
Depth (Incl. Handle)	29-3/16"

MORE EASY-TO-USE FEATURES

Low Simmer Burner

Perfect for cooking delicate foods and sauces.

One-Touch Self Clean

Your oven cleans itself — so you don't have to. Self-clean options available in 2- and 3-hour cycles.

Store-More™ Storage Drawer

With the Store-More™ Storage Drawer, you will have extra space to store your cookware.

CERTIFICATIONS

A.D.A.-Compliant

When properly installed, this model is A.D.A.-qualified based on the United States Access Board's A.D.A./A.B.A. Accessibility Guidelines and the Department of Justice's 2010 A.D.A. Standards for Accessible Design.



SIGNATURE FEATURES

**Upgrade Your Kitchen
with a Built-in Look**

Upgrade your kitchen and get the look of a built-in range, with the fit of a traditional freestanding range. The Frigidaire® front control freestanding range easily fits into a 30" cutout.

**Flexible Five
Burner Cooktop**

Get ultimate cooking flexibility with a powerful gas cooktop that has five elements designed to handle all of your cooking needs.

Quick Boil

Get meals on the table faster with our 17,000 BTU burner — water boils faster than the traditional setting.

**Continuous Corner-
to-Corner Grates**

Continuous Grates make it easy to move heavy pots and pans across burners without lifting.

BURNERS	BTU
Right Front	17,000
Right Rear	5,000
Left Front	12,000
Left Rear	9,500
Center Extra Zone	9,500

FFGH3054US

FREESTANDING RANGE

30" GAS

LOT 2-27, INMSFIL

FRIGIDAIRE

FEATURES

Oven Control/Timing System	Ready-Select® Controls
Surface Type	Black Porcelain
Sealed Gas Burners	Yes
Grates	Cast Iron with Black Matte Finish
Window	Extra-Large
Exterior Door Finish	Stainless
Handle Design	Stainless
Exterior Finish (Side Panels)	Black
Oven Cleaning System	Self Clean
Drawer Functionality	Storage

OVEN CONTROLS

Bake	Yes
Broil	Yes
Delay Start	Yes
Delay Bake	Yes
Self-Clean	2, 3 Hour
Delay Clean	Yes
Kitchen Timer	Yes
Timed Cook Option	Yes
Auto Oven Shut-Off	12 Hours
Oven Lock-Out	Yes

COOKTOP FEATURES

Right Front Burner (BTU)	17,000
Right Rear Burner (BTU)	5,000
Left Front Burner (BTU)	12,000
Left Rear Burner (BTU)	9,500
Center Extra Zone Burner (BTU)	9,500

OVEN FEATURES

Capacity (Cu.Ft.)	5.0
Oven Light	1 Incandescent 40W
Rack Configuration	2 Standard
Baking System	Even Baking Technology
Broiling System	Vari-Broil™ (Hi/Lo)
Bake Burner/Broil Burner (BTU)	18,000/13,500

OPTIONAL ACCESSORIES

LP Gas Conversion Kit	PN# GRLP4
-----------------------	-----------

CERTIFICATIONS

A.D.A. Compliant†	Yes
-------------------	-----

SPECIFICATIONS

Oven Interior (H x W x D)	18-5/8" x 24-3/8" x 19-1/8"
Power Cord Connection Location	Middle Bottom Rear
Gas Supply Connection Location	Right Bottom Rear
Voltage Rating	120V/60Hz/5A
Amps @ 120 Volts	5.0
Shipping Weight (Approx.)	190 Lbs.


†When properly installed, this model is A.D.A.-qualified based on the United States Access Board's A.D.A./A.B.A. Accessibility Guidelines and the Department of Justice's 2010 A.D.A. Standards for Accessible Design.

PRODUCT DIMENSIONS

A - Height (Max.)	36-5/8"
B - Width	29-7/8"
C - Depth (Incl. Handle)	29-3/16"
Depth with Door Open 90°	47"

CABINET CUTOUT DIMENSIONS

Height (Standard)	36"
Width (Min.)	30"
Depth (Min.)	24"



Note: For planning purposes only. Always consult local and national electric, gas and plumbing codes. Refer to Product Installation Guide for detailed installation instructions on the web at frigidaire.com / frigidaire.ca.

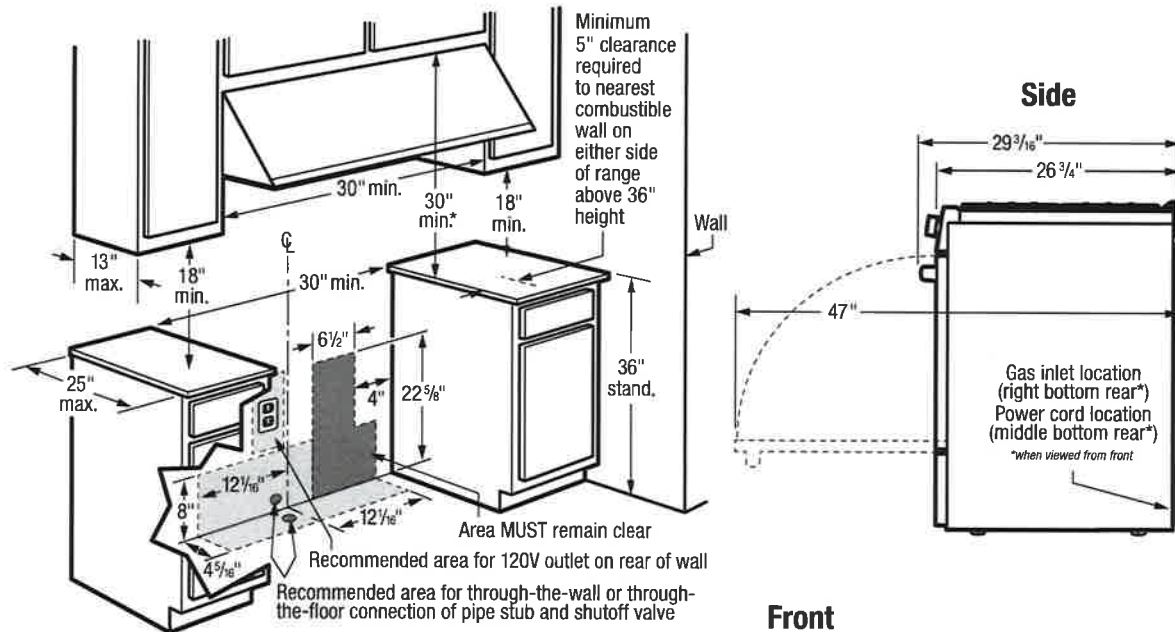
Specifications subject to change. Accessories information available on the web at frigidaire.com / frigidaire.ca

FRIGIDAIRE

USA • 10200 David Taylor Drive • Charlotte, NC 28262 • 1-800-FRIGIDAIRE • frigidaire.com
CANADA • 5855 Terry Fox Way • Mississauga, ON L5V 3E4 • 1-800-265-8352 • frigidaire.ca

FFGH3054U 09/18
© 2018 Electrolux Home Products, Inc.

LOT 2-27, INNISFIL



***Note:** 30" minimum clearance between top of cooking surface and bottom of unprotected wood or metal overhead cabinet; or 24" minimum clearance when bottom of wood or metal overhead cabinet is protected by not less than 1/4" flame-retardant millboard covered with not less than No. 28 MSG sheet steel, 0.015" stainless steel, 0.024" aluminum or 0.020" copper. 0" clearance is minimum for rear of range. Follow all dimension requirements provided above to prevent property damage, potential fire hazard, and incorrect countertop and cabinet cuts.

INSTALLATION SPECIFICATIONS

- Product Shipping Weight (approx.) - 190 Lbs.
- Voltage Rating - 120V/60 Hz/5 Amps
- Amps @ 120 Volts = 5.0 Amps
- Always consult local and national electric and gas codes.
- Make sure wall coverings around range can withstand heat generated by range.
- Linoleum or any other synthetic floor covering located beneath range, must be capable of withstanding minimum heat of 90° F above room temperature without shrinking, warping or discoloring. Insulating pad or 1/4"-thick plywood required between range and a carpeted floor.
- Do not obstruct flow of combustion air at oven vent nor around base or beneath lower front panel of range. Range requires fresh air for proper burner combustion.
- Do not install range beneath any downward-blowing, overhead vent hood or air curtain.
- Range ships with 3/4" factory regulator.
- Range is LP Gas convertible. (Optional LP Gas Conversion Kit available.)
- Floor beneath range MUST be solid and level.
- Overhead cabinetry should not exceed a 13" maximum depth.

- Absolute minimum horizontal distance between overhead cabinets installed to either side of appliance must be no less than maximum width of appliance.
- Range can be installed flush to wall with 0" minimum rear clearance.
- Minimum clearance required (from edge of rangetop to nearest combustible wall on either side of range above 36" height) is based on largest burner output rating on cooking surface.
- Allow 30" minimum clearance between top of cooking surface and bottom of unprotected wood or metal overhead cabinet; or 24" minimum clearance when bottom of wood or metal overhead cabinet is protected by not less than 1/4" flame-retardant millboard covered with not less than no. 28 MSG sheet steel, 0.015" stainless steel, 0.024" aluminum or 0.020" copper.
- To reduce risk of fire when using overhead cabinetry, install range hood that projects horizontally a recommended minimum of 5" beyond bottom of cabinets.
- Follow all dimension requirements provided to prevent property damage, potential fire hazard, and incorrect countertop and cabinet cuts.

OPTIONAL ACCESSORIES

- LP Gas Conversion Kit - (PN# GRLP4).



FRIGIDAIRE

USA • 10200 David Taylor Drive • Charlotte, NC 28262 • 1-800-FRIGIDAIRE • frigidaire.com
 CANADA • 5855 Terry Fox Way • Mississauga, ON L5V 3E4 • 1-800-265-8352 • frigidaire.ca

Note: For planning purposes only. Always consult local and national electric, gas and plumbing codes. Refer to Product Installation Guide for detailed installation instructions on the web at frigidaire.com / frigidaire.ca. Specifications subject to change. Accessories information available on the web at frigidaire.com / frigidaire.ca.

FFGH3054U 09/18
 © 2018 Electrolux Home Products, Inc.