

KINGSMEN (THAMES) INC. / Havelock Corners (Kingsmen)

Lot/Unit: 71 Phase/Building: 5B Model/Floor Plan: Edward (3602) Elev B 4 Bed - 2+1 Bath

CABINETRY

Inv.6400	1 - To accomodate for a 36" stove opening in lieu of the standard 30" stove opening.	
Line 80458	Note: Purchaser has upgraded to a 36" Chimney hood fan... see spec's	
16Oct23 / 16Oct23		
Inv.6400	1 - To accomodate for the upgraded 36" Chimney hood fan... see spec's	
Line 80460	Note:	
16Oct23 / 16Oct23		

CABINETRY ACCESSORIES

Inv.6400	3 - To supply & install the LIGHT VALANCE - - LIGHT VALANCE APPROXIMATELY 2INCHES 50MM HIGH - in the kitchen..	
Line 80477	Note: Note rough in wires on a sep. switch sold sep.	
16Oct23 / 16Oct23		

CABINETRY APPLIANCE - FRIDGE

Inv.6400	1 - To supply & install the 66CM DEEP FRIDGE ENCLOSURE - COUNTER DEPTH WITH - 1 WALL - 1 66CM DEEP GABLE AND 1 66CM DEEP CABINET - . STANDARD HEIGHTS AND WIDTHS WILL BE USED... see sketch # 1	
Line 80465	Note: note the standard fridge opening needed to be relocated due to the wall oven upgrade..	
16Oct23 / 16Oct23		

CABINETRY HOOD FANS

Inv.6400	1 - To supply & install the HOOD FAN - PRO COLLECTION (SCB72236) WALL MOUNT RANGE HOOD WITH 650 CFM FAN - 36 INCH in lieu of the standard stainless steel hood fan... see spec's	
Line 80459	Note:	
16Oct23 / 16Oct23		

CABINETRY MICROWAVE OVEN STOVE COOKTOP

Inv.6400	1 - To supply & install accomodations for the future BUILT-IN TALL APPLIANCE CABINET WITH DRAWER - S BELOW FOR PANEL-MOUNT - PROUD - OR TRIM KIT INSTALLATIONS - TRIM KIT REQUIRED COUNTER DEPTH -see sepc's ... see stetch # 1	
Line 80464	Note:	
16Oct23 / 16Oct23		
Inv.6400	1 - To supply & install accomodateions for the future 36" COOKTOP CABINET WITH FALSE TOP DRAWER AND POTS AND PANS DRAWERS BELOW - see spec's ... see sketch # 1	
Line 80462	Note:	
16Oct23 / 16Oct23		

CABINETRY WALL AND HUTCH

Inv.6400	1 - To supply & install the COMBO - UPPER ANGLE CORNER PER UNIT WITH GLASS DOOR AND FINISHED INTERIOR - CLEAR - in the kitchen... see sketch # 1	
Line 80466	Note:	
16Oct23 / 16Oct23		

COUNTER TOP

KINGSMEN (THAMES) INC. / Havelock Corners (Kingsmen)

Lot/Unit: 71 Phase/Building: 5B Model/Floor Plan: Edward (3602) Elev B 4 Bed - 2+1 Bath

Inv.6400	1 - To accomodate the level #1 quartz countertop for the 36" cooktop ... see spec's	
Line 80461	Note:	
16Oct23 / 16Oct23		

ELECTRICAL

Inv.6400	1 - To supply & install the standard T.V. rough in in the great room and master bedroom... see sketch # 1 & # 2	
Line 80451	Note: Install the standard T.V. rough in at approx. 66"+- up from the floor centered + - to the F/P mantle.	
16Oct23 / 16Oct23		

Inv.6400	1 - To supply & install the standard Phone (CAT5) rough in in the great room, master bedroom and bedroom #4 ... see sketch # 1 & # 2	
Line 80452	Note: Install the standard Phone (CAT 5) rough in at approx. 66"+- up from the floor centered + - to the F/P mantle.	
16Oct23 / 16Oct23		

Inv.6400	1 - To SUPPLY AND INSTALL AN ADDITIONAL BASIC RECEPTACLE (NOT DEDICATED) at approx. 66" + - up from the floor centered + - to the F/P mantle	
Line 80453	Note: in the great room... see sketch # 1	
16Oct23 / 16Oct23		
This is for a future wall mount T.V. NO CONDUIT PIPE HAS BEEN PURCHASED.		

Inv.6400	1 - Relocate the standard ceiling light from the upper stair landing to the O.T.B. on the second floor... see sketch # 2	
Line 80455	Note:	
16Oct23 / 16Oct23		

Inv.6400	1 - To SUPPLY AND INSTALL EXTRA 240 STOVE PLUG for the future wall oven combo in the kitchen... see sketfh # 1	
Line 80463	Note:	
16Oct23 / 16Oct23		

Inv.6400	1 - To supply & install rough in wires on a sep. switch for future lower valance lights..	
Line 80478	Note: Lower valance trim sold sep.	
16Oct23 / 16Oct23		

HARDWOOD

Inv.6400	1 - To supply & install the 3 1/2" Elements oak stained engineered hardwood floor to the main floor and stair landing(s) where applicable in lieu of the standard 3 1/2" Elements oak natural engineered hardwoo floor... see colour chart for details.	
Line 80472	Note:	
16Oct23 / 16Oct23		

HEATING AND AIR CONDITIONING

Inv.6400	1 - As per schedule "PE": Vendor to install capped gas line (Rough in only) at rear of home for future BBQ location. Location to be finalized at vendors sole discretion.	
Line 80449	Note:	
16Oct23 / 16Oct23		

Inv.6400	1 - As per schedule "PE": Vendor to supply & install air conditioning unit, sized accordingly, from vendors standard samples.	
Line 80450	Note:	
16Oct23 / 16Oct23		

MISCELLANEOUS

KINGSMEN (THAMES) INC. / Havelock Corners (Kingsmen)

Lot/Unit: 71 Phase/Building: 5B Model/Floor Plan: Edward (3602) Elev B 4 Bed - 2+1 Bath

Inv.6400	1 - To supply & install a stand up shower in lieu of the standard bathtub in the main bathroom. To include a frameless glass shower panel and door and shower pot light..see colour chart for details..see sketch # 2	
Line 80454	Note: Purchaser is aware that there will be a 1/2 wall between the cabinet and shower.	
16Oct23 / 16Oct23		

PAINT AND DRYWALL

Inv.6400	1 - To supply & install the PAINT EXTRAS - STAIN RAILINGS WITH IRON PICKETS (INCLUDING STAIRS) where applicable... see colour chart for details.	
Line 80474	Note:	
16Oct23 / 16Oct23		

PLUMBING

Inv.6400	1 - To supply & install the KITCHEN SINK - BLANCO QUATRUS U2 DBL UNDERMOUNT - MODEL 401247 in lieu of the standard top mount kitchen sink... see spec's	
Line 80456	Note: Still to install the standard single hole kitchen faucet NO PLATE.	
16Oct23 / 16Oct23		

RAILING

Inv.6400	1 - To supply & install the RAILING - UPGRADE 1 - METAL HANDRAIL 3 INCH OVAL IN OAK - PICKETS STEEL ½ INCH SQUARE, PLAIN, WITH SHOES IN FLAT BLACK - POSTS 3½ INCH SQUARE, WITH CAP OAK IN OAK in lieu of the standard pickets and rails.	
Line 80473	Note:	
16Oct23 / 16Oct23		

TILE - FLOOR

Inv.6400	1 - To supply & install the UPGRADE 4 - FLOOR TILE - STACKED - FOYER TILE in lieu of the standard floor tiles... see colour chart for details.	
Line 80469	Note:	
16Oct23 / 16Oct23		
Inv.6400	1 - To supply & install the UPGRADE 4 - FLOOR TILE - STACKED - POWDER ROOM TILE in lieu of the standard floor tiles... see colour chart for details.	
Line 80470	Note:	
16Oct23 / 16Oct23		
Inv.6400	1 - To supply & install the UPGRADE 4 - FLOOR TILE - STACKED - KITCHEN/BREAKFAST AREA TILE in lieu of the standard floor tiles... see colour chart for details.	
Line 80471	Note:	
16Oct23 / 16Oct23		

KINGSMEN (THAMES) INC. / Havelock Corners (Kingsmen)

Lot/Unit: 71 Phase/Building: 5B Model/Floor Plan: Edward (3602) Elev B 4 Bed - 2+1 Bath

EXTRAS AS PER OFFER

5 FREE APPLIANCES ? STAINLESS STEEL FRONT - FRIDGE: STOVE AND DISHWASHER. WHITE WASHER AND DRYER (SUPPLIED ONLY, NOT INSTALLED, FROM BUILDERS STANDARD LINE). AN APPLIANCES VOUCHER WILL BE GIVEN BY OUR DECOR CONSULTANT AT THE TIME OF BOOKING YOUR COLOUR A <i>Worksheet</i> Note:	
VENDOR TO INSTALL CAPPED GAS LINE (ROUGH-IN ONLY) AT REAR OF HOME FOR FUTURE BBQ LOCATION. LOCATION TO BE FINALIZED AT VENDORS SOLE DISCRETION. <i>Worksheet</i> Note:	
VENDOR TO SUPPLY & INSTALL AIR CONDITIONING UNIT, SIZED ACCORDINGLY, FROM VENDORS STANDARD SAMPLES. <i>Worksheet</i> Note:	

Purchasers: DAVINDERJIT, SINGH SODHI, & JASPREET, KAProperty: 71 of Plan - Draft Approval SB17-03-08
Telephone Res. / Bus: / Project: KINGSMEN (THAMES) INC.
Decor Advisor: Barbara Coccia Model and Elevation: Edward (3602) Elev B 4 Bed - 2+1 Bath
Layout Changes: ☐ Yes ☒ No Sketch Attached: ☒ Yes ☐ No Exterior Colour Scheme:

1. Cabinetry	Style and Colour	Counter Top	Hardware
Kitchen / Breakfast	#3 Simcoe Rain Cloud	#1, C/S # 9141 Ice Snow 3cm.	# 12881 Handle
Kitchen Island	#3 Simcoe Rain Cloud	#1, C/S # 9141 Ice Snow 3cm.	# 12881 Handle
Laundry Room	/		
Powder Room	#3 Simcoe Rain Cloud	# 6698-45 Paloma Polar	# 12881 Handle
Main Bathroom	#3 Manchester Maple Oyster CL	# 1876K-52 Spring Carnival	# 12881 Handle
Master Ensuite Bathroom	#3 Manchester Shale Grey CL	# 4925K-07 Calcutta Marble	# 12881 Handle
Second Ensuite Bathroom (If Applicable)	/		
	/		
	/		

Appliances Custom Size Fridge Valance Lighting Microwave / Range Hood
☐ Yes ☒ No ☒ Yes ☐ No ☐ Yes ☒ No
Cooktop / Rangetop Built in Wall Oven Slide-in Range
☒ Yes ☐ No ☒ Yes ☐ No ☐ Yes ☒ No
Comment NOTE:: Standard fridge opening has been relocated... see sketch # 1

2. Flooring	Selection
Foyer	**Upg. 4, 24 x24" Mayfair Calacatta Oro HD Polished. Rec. Porcelain STACKED
Main Hall	** 3 1/2" Elements Oak Sturgeon
Back Hall	/
Breakfast	**Upg. 4, 24 x24" Mayfair Calacatta Oro HD Polished. Rec. Porcelain STACKED
Laundry Room	13x13" Keaton Ice
Kitchen	**Upg. 4, 24 x24" Mayfair Calacatta Oro HD Polished. Rec. Porcelain STACKED
Powder Room	**Upg. 4, 24 x24" Mayfair Calacatta Oro HD Polished. Rec. Porcelain STACKED
Main Bathroom	13x13" Kafka Grey
Master Ensuite	13x13" Keaton Ice
Bathroom (If Applicable)	/
Mud Room	/
Master & Main bathroom	shower floor: 2x2" Inizio Bianco Mosaic
Living Room	/
Dining Room	** 3 1/2" Elements Oak Sturgeon
Family / Great Room	** 3 1/2" Elements Oak Sturgeon
Den / Library / Study	/
Basement Landing (If Applies)	
Lower Landing (If Applicable)	** 3 1/2" Elements Oak Sturgeon
Upper Landing	** 3 1/2" Elements Oak Sturgeon
Upper Hall	Modern Story 1, # 927 Morning Rain
Master Bedroom	Modern Story 1, # 927 Morning Rain
Bedroom #2	Modern Story 1, # 927 Morning Rain
Bedroom #3	Modern Story 1, # 927 Morning Rain
Bedroom #4	Modern Story 1, # 927 Morning Rain
Bedroom #5	/
Master & Main bathroom	shower Jamb: Anatolia Marmiline SNOW

Purchasers: DAVINDERJIT, SINGH SODHI, & JASPREET, KAPProperty: 71 of Plan - Draft Approval SB17-03-08
Telephone Res. / Bus: / Project: KINGSMEN (THAMES) INC.
Decor Advisor: Barbara Coccia Model and Elevation: Edward (3602) Elev B 4 Bed - 2+1 Bath
2. Flooring - Continued -

Upgrade Underpad	Type	Area
	Standard	2nd. Floor
Carpet on Stairs	Capped	Runner - *Upgrade
Comment	/	/

3. Plumbing Fixtures / Faucets





Kitchen	Standard	Second Ensuite	/	Powder Room	Standard
Master Ensuite	Standard			Other Room	/
Main Bathroom	Standard		/		

Comment
Purchaser has upgraded to an under mount kitchen sink, still to install the standard single hole faucet NO PLATE.

4. Wall Tile

	Tile Selection	Listello	Insert	Insert Selection
Main Bathroom	8x10" Weave Ivory	<input type="checkbox"/>	<input type="checkbox"/>	
Master Ensuite				
Tub Deck	13x13" Keaton Ice	<input type="checkbox"/>	<input type="checkbox"/>	
Tub Apron	13x13" Keaton Ice	<input type="checkbox"/>	<input type="checkbox"/>	
Tub Surround	13x13" Keaton Ice	<input type="checkbox"/>	<input type="checkbox"/>	
Shower Stall	8x10" Weave Tender Grey	<input type="checkbox"/>	<input type="checkbox"/>	
Second Ensuite	/	<input type="checkbox"/>	<input type="checkbox"/>	
	/	<input type="checkbox"/>	<input type="checkbox"/>	
	/	<input type="checkbox"/>	<input type="checkbox"/>	
Kitchen Backsplash	/	<input type="checkbox"/>	<input type="checkbox"/>	
Complete Backsplash	/	<input type="checkbox"/>	<input type="checkbox"/>	

Comment
/



horizontal stacked

brick pattern

vertical stacked

diagonal/diamond

5. Fireplace

	Living Room			Family Room			Other Room - Specify Great room		
	Purchased	As Per Plan	N/A	Purchased	As Per Plan	N/A	Purchased	As Per Plan	N/A
Fireplace Type	<input type="radio"/>	<input type="radio"/>	<input checked="" type="radio"/>	<input type="radio"/>	<input type="radio"/>	<input checked="" type="radio"/>	<input type="radio"/>	<input checked="" type="radio"/>	<input type="radio"/>
Mantle Type							Front Facing		
Over Mantle							NF-08		
Colour / Stain							/		
Surround							White		
Hearth							/		
Comment	/								

J.K. D.S.

Purchasers: DAVINDERJIT, SINGH SODHI, & JASPREET, KA **Property:** 71 of Plan - Draft Approval SB17-03-08
Telephone Res. / Bus: / **Project:** KINGSMEN (THAMES) INC.
Decor Advisor: Barbara Coccia **Model and Elevation:** Edward (3602) Elev B 4 Bed - 2+1 Bath

6. Trim Carpentry

Door Hardware Standard Handle

Interior Trim Standard

Comment

/

Interior Doors

☐ 2 Panel Arch Top

☒ 2 Panel Square Top

☐ 6 Panel

Initial for Door Style

JK DS

7. Railings and Pickets

Railing Package **Upg. #1 Metal Picket Package

Railing Colour **Elements Sturgeon

Picket Colour BLACK

Wood Stairs ☐ No ☒ Oak

Tread Colour **Elements Sturgeon

Comment

/

8. Plaster Mouldings and Medallions

Foyer /

Main Hall /

Living Room /

Dining Room /

Family Room /

Kitchen/Breakfast /

Den/Library /

Lower Landing /

Comment

/

9. Wall Paint

Kingsmen White

Smooth Ceilings

☐ First Floor

☐ First Floor incl. Second Floor Hall

☐ First and Second Floor

☒ Throughout

☐ Not Applicable

Trim Paint Kingsmen White

10. Additional Comments

/

11. Disclaimers and Notes

- Colours of all materials are as close as possible to builder's selection, but not necessarily identical due to variances in manufacturing.
- Any extras listed above are null and void unless accompanied by a separate invoice/amendment. Said invoice must be paid in full.
- The Purchaser acknowledges that after Interior Colour Selection form is signed and dated, no further changes will be permitted other than re-selection due to unavailability. JK DS Purchaser's Initials
- The Purchaser acknowledges reading and accepting the "Kingsmen Group Décor Centre Disclaimers" form. This document contains other miscellaneous disclaimers.

This Interior Colour Selection is final and approved by:

Purchaser:

Signature: Jaspreet Sodhi Date: Oct/16/2023

Signature: Davinderjit Singh Sodhi Date: Oct/16/2023

Vendor:

KINGSMEN (THAMES) INC.

Oct 19/23

SCHEDULE "B-1"
Floor Plan

SB-71

Lot 71

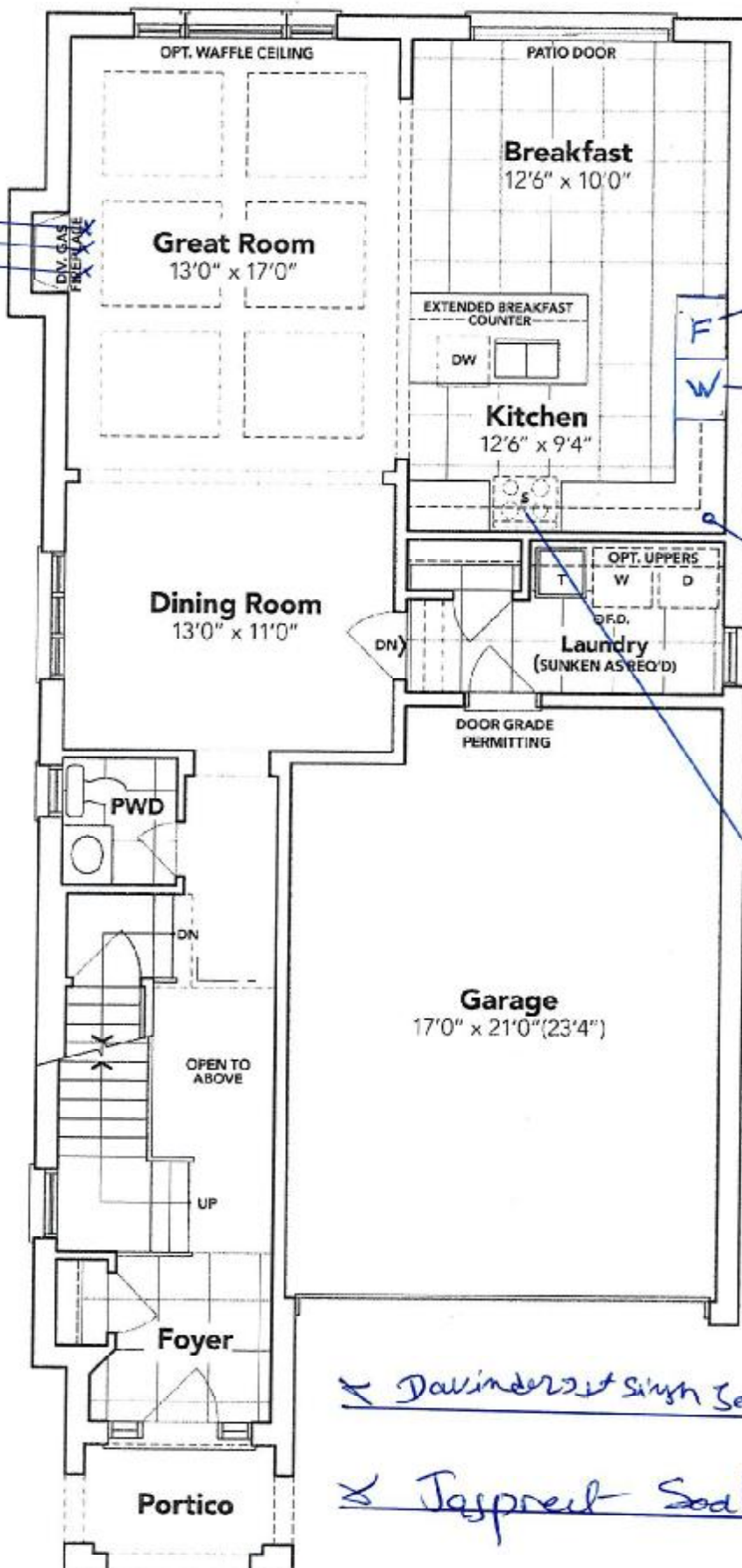
Phase 5B

Model: Edward (3602) Elev B 4 Bed - 2+1 Bath

Standard

Sketch #1

all 3.1kms @ 66" ±
up from floor.



GROUND FLOOR EL. B

The floor plans and elevations shown are pre-construction plans and may be revised or improved as necessitated by architectural controls and the construction process. The measurements adhere to the rules and regulations of the TARIION Warranty Corporation's official method for the calculation of floor area. Materials, specifications and floor plans are subject to change without notice. All house renderings are artist's concept only. Actual usable floor space may vary from the stated floor area. All options shown are upgrades. E. & O. E.

SCHEDULE "B-1"
Floor Plan

SB-71

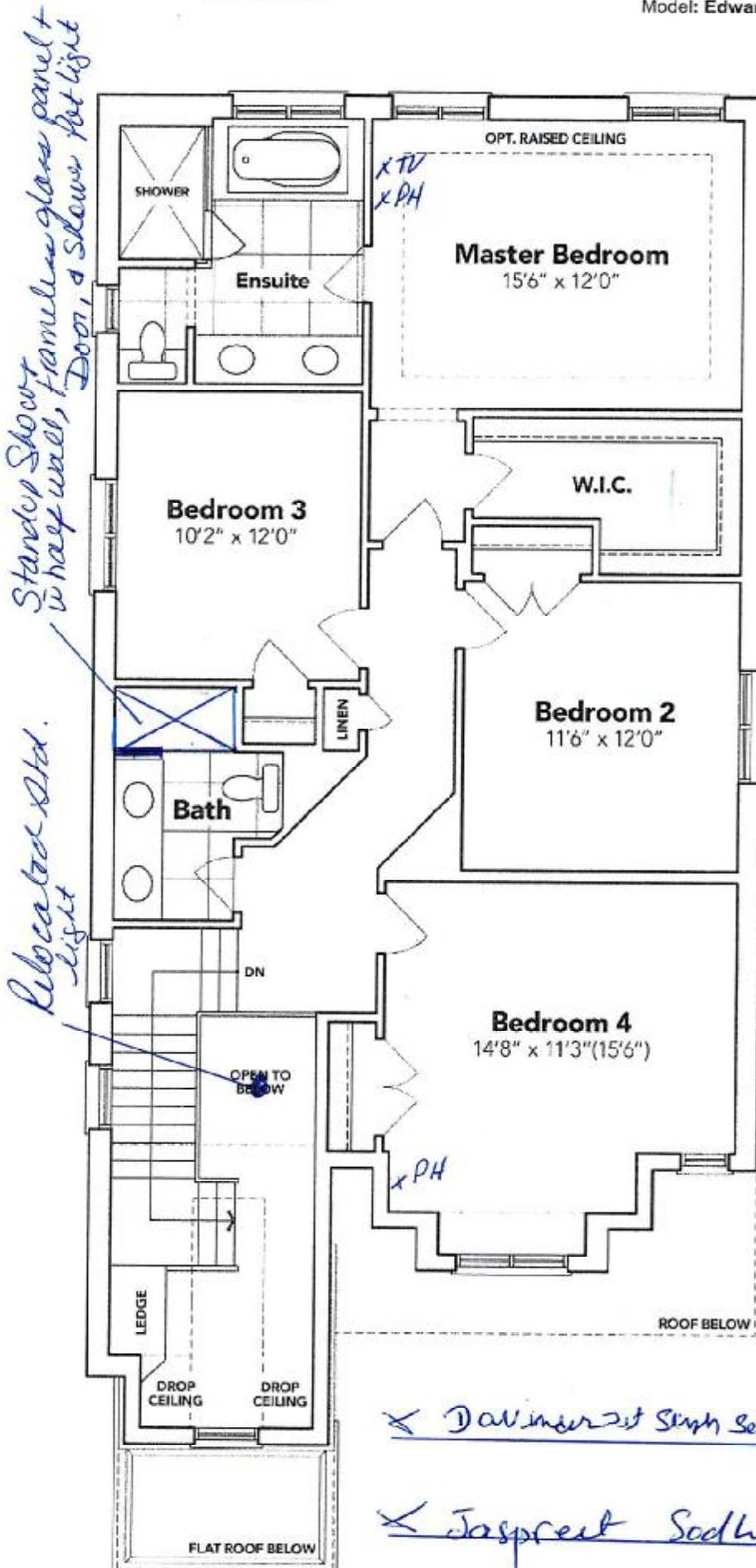
Lot 71

Phase 5B

Model: Edward (3602) Elev B 4 Bed - 2+1 Bath

Standard

Sketch #2



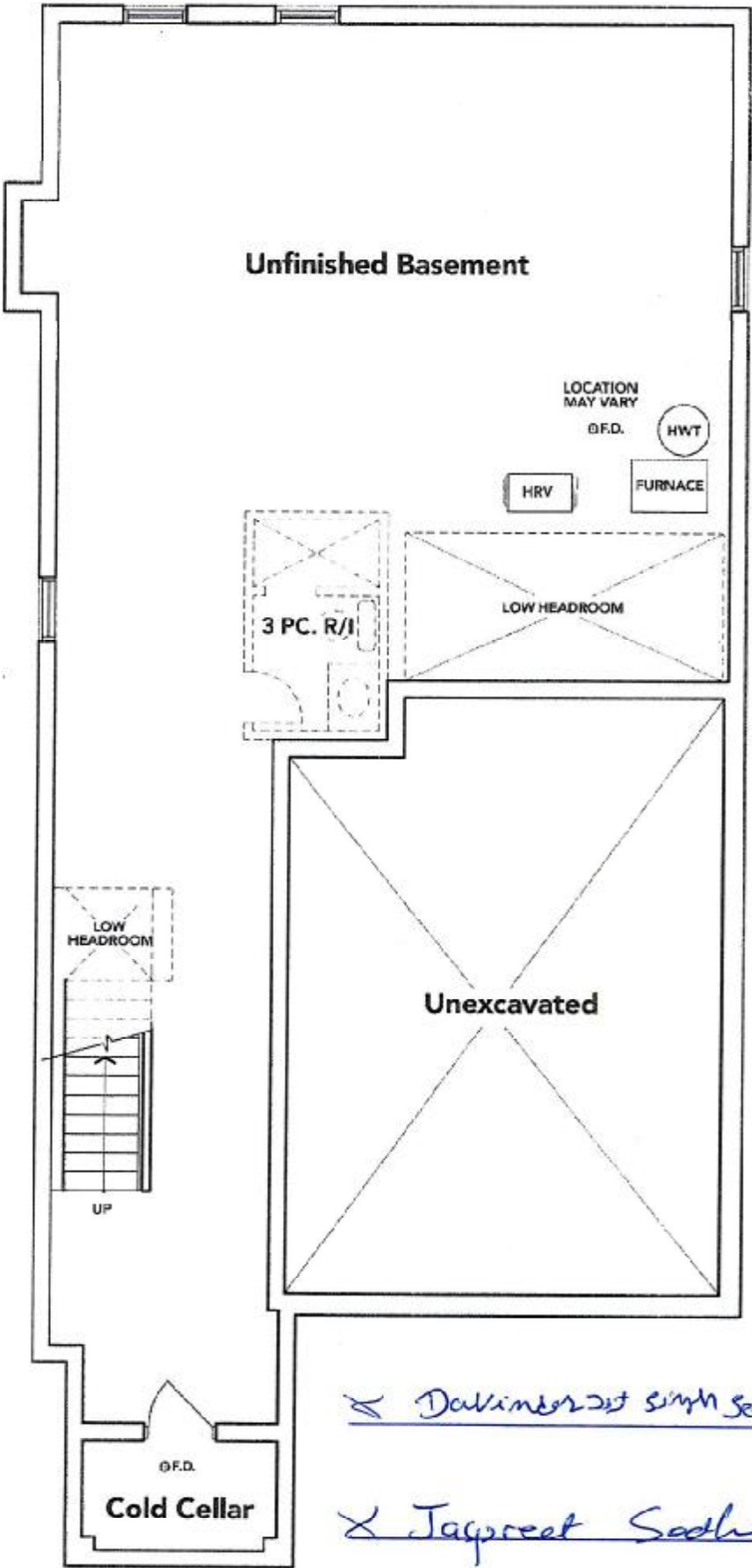
SECOND FLOOR EL. B

The floor plans and elevations shown are pre-construction plans and may be revised or improved as necessitated by architectural controls and the construction process. The measurements adhere to the rules and regulations of the TARIION Warranty Corporation's official method for the calculation of floor area. Materials, specifications and floor plans are subject to change without notice. All house renderings are artist's concept only. Actual usable floor space may vary from the stated floor area. All options shown are upgrades. E. & O. E.

SCHEDULE "B-1"
Floor Plan

5B-71
Lot 71
Phase 5B
Model: Edward (3602) Elev B 4 Bed - 2+1 Bath
Standard

Sketch
#3




X Davinderjit Singh Sodhi
X Jagpreet Sodhi

BASEMENT EL. B

The floor plans and elevations shown are pre-construction plans and may be revised or improved as necessitated by architectural controls and the construction process. The measurements adhere to the rules and regulations of the TARIION Warranty Corporation's official method for the calculation of floor area. Materials, specifications and floor plans are subject to change without notice. All house renderings are artist's concept only. Actual usable floor space may vary from the stated floor area. All options shown are upgrades. E. & O. E.

Specifications

Air Flow Volume: 650 CFM
Electrical Connection: 120V/60Hz
Power Consumption: 240 Watts
Current: 2.0 Amps
Fan Speed: 1599 RPM
Finishes: Stainless Steel
Duct: 6" Round
Knock-out: 6" Round - Top Only
Dimensions: Width: 30"/36"
Height: 44 1/2"
Depth: 19 3/4"
Noise Level: Min. 2 Sones
Max. 7 Sones



SCB722 - Baffle Filter



Ordering Model Chart

Model	Colour	Knock-out	Duct	Size	Filter	CFM
SCB72230	Stainless Steel	6"	6" Round	30"	Baffle	650
SCB72236	Stainless Steel	6"	6" Round	36"	Baffle	650

Notes A Jaspreet Sadhi A Dakshinath Singh Sadhi

BLANCO

Sink Specifications

Colour	SKU
brushed finish	401247

QUATRUS U 2

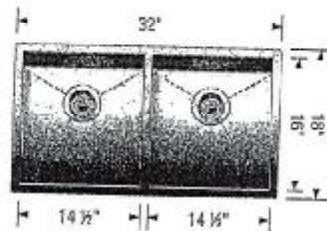
Design and planning tips

- Min cabinet size: 36 in (915 mm)
- Bowl Depth: 9 in (230.0 mm)

Specifications:

Installation clips, Sink template, Installation instructions, 3 1/2" (90 mm) stainless steel strainers

Depending on cabinet construction, a different cabinet size may be required. Consult the cabinet manufacturer.



A Jaspreet Sadhi

B Dhillon Singh Sadhi

36" Electric Cooktop

800 Series – Black with Stainless Steel Frame NET8669SUC



NET8669SUC
Black with Stainless Steel Frame

Also available in:
Frameless NET8669UC

The 800 Series electric cooktop is sleek in design, and features SpeedBoost® which adds even more power to speed up the cooking process.

Features & Benefits

Bridge element accommodates oblong pans and many diameters of cookware.

The smooth ceramic glass surface makes cooking and cleaning especially easy.

SpeedBoost® offers shorter heat-up times for liquids.

PreciseSelect® offers 17 different direct cooking level settings.

Element Performance	
Power of Front Left heating element	1,800 W
Power of Back Left heating element	1,800 W
Power of Center heating element	3,600 / 1,400 W
Power of Back Right heating element	1,200 W
Power of Front Right heating element	1,900 / 800 W

Element Size	
Dimension of Front Left heating element	7"
Dimension of Back Left heating element	7"
Dimension of Center heating element	9", 6"
Dimension of Back Right heating element	6"
Dimension of Front Right heating element	8", 5"

Technical Details	
Watts	10,200 W
Circuit breaker	50 A
Volts	208-240 V
Frequency	60 Hz
Plug type	No plug
Energy source	Electric

Dimensions & Weight	
Overall appliance dimensions (HxWxD)	1/4" +4" x 37" x 21 1/4"
Required cutout size (HxWxD)	4" x 34 7/8" x 20"
Minimum distance from counter front	2 1/4"
Minimum distance from rear wall	2"
Net weight	31 lbs
Accessories – Optional	



HEZ390210
8" AutoChef® pan



HEZ390220
9" AutoChef® pan



HEZ390230
10" AutoChef® pan

X Jaspreet Sodhi

X Davinderjit Singh Sodhi



Accessories: To purchase Bosch accessories, cleaners & parts please visit www.bosch-home.com/us/store or call 1-800-944-2904 (Mon to Fri 5 am to 6 pm PST, Sat 6 am to 3 pm PST).
Notes: All height, width and depth dimensions are shown in inches. BSH reserves the absolute and unrestricted right to change product materials and specifications, at any time, without notice. Consult the product's installation instructions for final dimensional data and other details prior to making cutout.
Warranties: Please see Use & Care manual or Bosch website for statement of limited warranty.
For more information on our entire line of products, go to www.bosch-home.com/us or call 1-800-944-2904
© BSH Home Appliances Corporation. All rights reserved. Bosch is a registered trademark of Robert Bosch GmbH.

Jaspreet Sodhi

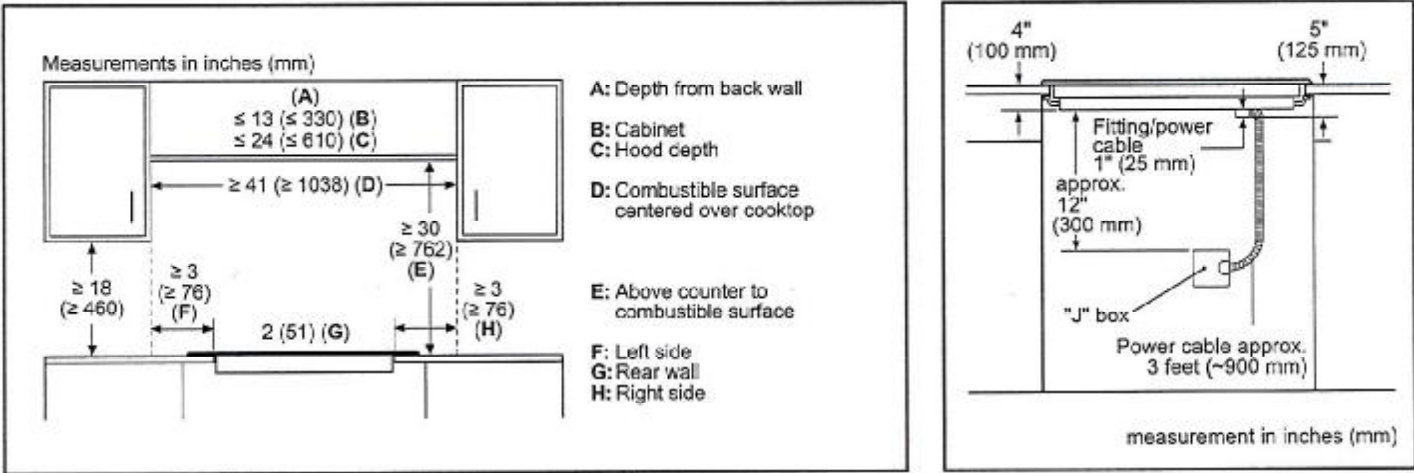
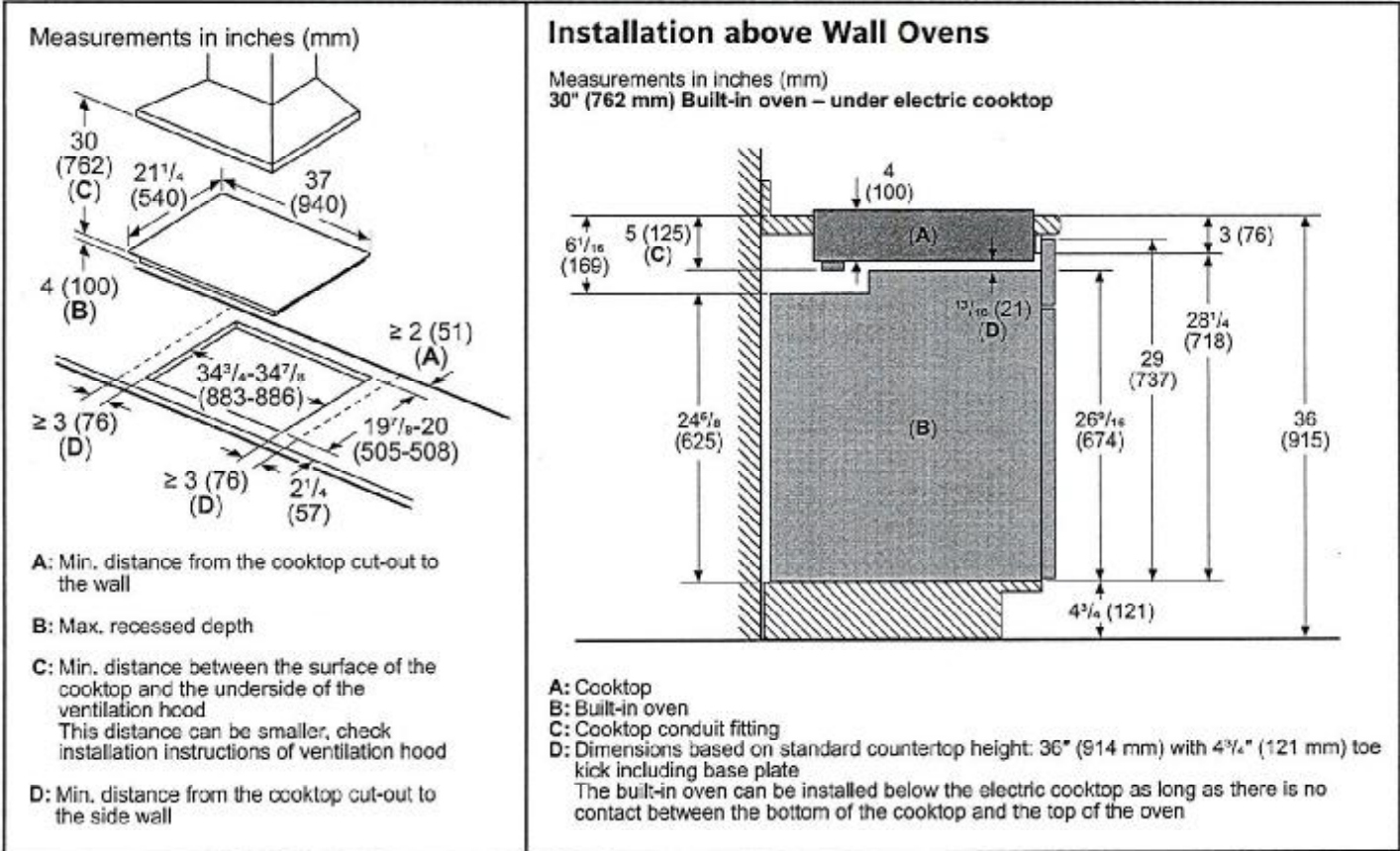
Davidson & Simon Sodhi

36" Electric Cooktop

800 Series – Black with Stainless Steel Frame NET8669SUC



Installation Details




X Jaspreet Sodhi

X Dakinderjit Singh Sodhi

NQ70M7770DS

SAMSUNG

30" Microwave Combination Wall Oven



Signature Features

Steam Cook (Oven)

- Delivers moisture at precise times for a crisp, browned outside and tender inside.

Speed Cook (Microwave)

- Cook food faster and more evenly by using power convection.

Flex Duo™ (Oven)

- Cook two dishes at different temperatures simultaneously with the Smart Divider.

Available Colors



Stainless Steel (shown)



Black Stainless Steel



Steam Cook



Flex Duo™

Features

- Digital-Analog Controls
- 1.9/5.1 cu. ft. Capacity
- Hybrid Clean and Self-Clean (Oven)
- Gourmet Cook (Oven)
- Dual Convection (Oven)
- Wi-Fi Connectivity
- Wi-Fi Enabled Temperature Probe (Oven)
- LED Spotlights (Oven)
- Easy View Window
- 3 Heavy-Duty Racks including a Gliding Rack (Oven)

- Soft-Close Door (Oven)
- Ceramic Plate (Microwave)
- Rapid Preheat (Oven)
- Auto Latch Microwave Door
- 6 Oven Modes including Steam Bake and Steam Roast
- Blue LED Illuminated Knobs
- Broil Element
- Smart Control Key (Oven)
- 6 Rack Positions (Oven)
- Drop-Down Door Design
- LCD Display

Convenience

- Hidden Heating Element (Oven)
- Sabbath Mode (Oven)
- Delay Start (Oven)
- Proofing (Oven)
- Warming Mode (Oven)
- Kitchen Timer
- Child Safety Lock
- Convection Conversion

X Jaspreet Sodhi

X Darsinderjit Singh Sodhi

NQ70M7770DS

SAMSUNG

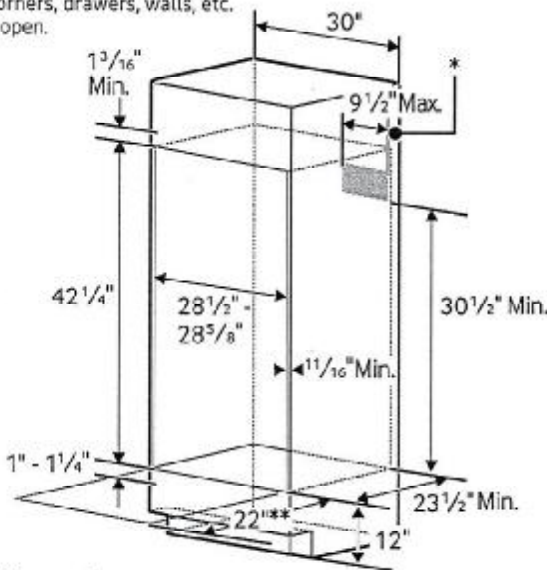
30" Microwave Combination Wall Oven

Cabinet Dimensions

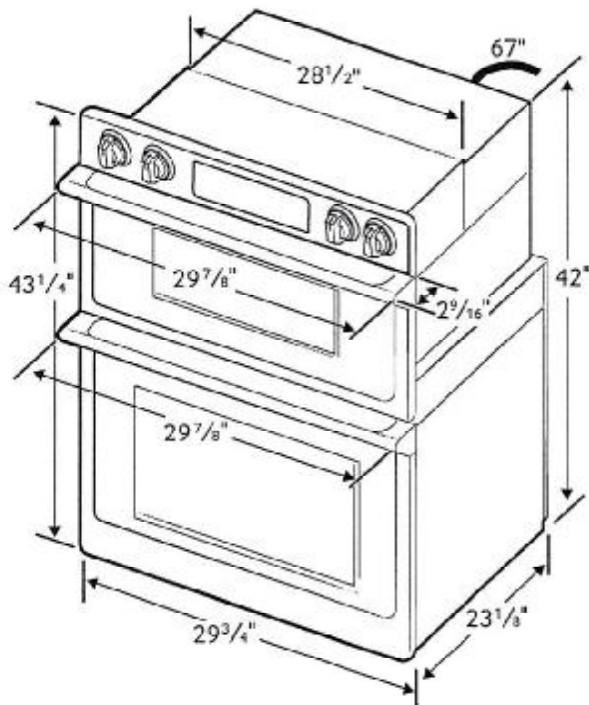
Combination Oven Installed in Cabinet

* Junction Box

** Allow a minimum of 22" for clearance to adjacent corners, drawers, walls, etc. when door is open.



Product Dimensions



Total Capacity: 1.9/5.1 cu. ft.

- Microwave: 1.9 cu. ft.
- Wall Oven: 5.1 cu. ft. total, 2.8/2.2 cu. ft.
- Hidden Bake Element
- Bake: 175°F–550°F
- Convection Bake: 175°F–550°F
- Convection Roast: 175°F–550°F
- Broil: Low-High
- Steam Bake: 230°F–550°F
- Steam Roast: 230°F–550°F
- Proofing
- Sabbath Mode

Warranty

One (1) Year All Parts and Labor
Ten (10) Years Parts Warranty for Magnetron

Product Dimensions & Weight (WxHxD)

Outside (Max) Combination Oven Dimensions:
29 7/8" x 43 1/4" x 25 11/16"

Combination Oven Cut-Out Dimensions:
28 1/2" x 42 1/4" x 23 1/2"

Weight: 119 lbs.

Shipping Dimensions & Weight (WxHxD)

Dimensions:
33 5/8" x 48 3/16" x 29 51/64"

Weight: 132.5 lbs.

Color

Stainless Steel
Black Stainless Steel

Model #

NQ70M7770DS
NQ70M7770DG

UPC Code

887276195186
887276195162

RATING	
240V	9.5 kW
208V	7.2 kW
BREAKER SIZE	
240V	40 Amps
208V	40 Amps