

KINGSMEN (THAMES) INC. / Havelock Corners (Kingsmen)

Lot/Unit: 36 Phase/Building: 5B Model/Floor Plan: Spencer (4204) Elev C 4 Bed - 4+1 Bath

CABINETRY HOOD FANS

Inv.6315	1 - To supply & install the HOOD FAN - PRO COLLECTION (SCB72230) WALL MOUNT RANGE HOOD WITH 650 CFM FAN - 30 INCH in lieu of the standard stainless steel hood fan... see spec's	
Line 79474	Note:	
26Jun23 / 27Jun23		
Inv.6315	1 - To accomodate for the upgraded 30" chimney hood fan... see spec's	
Line 79475	Note:	
26Jun23 / 27Jun23		

CABINETRY MICROWAVE OVEN STOVE COOKTOP

Inv.6315	1 - To supply & install a WALL CABINET WITH SHELF FOR MICROWAVE - FINISHED INTERIOR - OPENING 24 INCHES W X 13 3 - 4 INCHES H X 17 INCHES D in the kitchen... see sketch # 1	
Line 79480	Note: Elec. outlet for this upgrade is sold sep.	
26Jun23 / 27Jun23		

CABINETRY VANITY

Inv.6315	1 - To supply & install a VANITY BANK OF DRAWERS in the master ensuite...see sketch # 2	
Line 79483	Note:	
26Jun23 / 27Jun23		

COUNTER TOP - ACCESSORIES

Inv.6315	1 - To supply & install a quartz shower niche " Dark Grey " in the master ensuite shower only... see sketch # 2 for installation location.	
Line 79484	Note:	
26Jun23 / 27Jun23		

ELECTRICAL

Inv.6315	1 - To SUPPLY AND INSTALL AN ADDITIONAL BASIC RECEPTACLE (DEDICATED CIRCUIT AND INCLUDES ARC FAULT BREAKER) at upgraded microwave shelf in the kitchen...	
Line 79479	Note: see sketch # 1	
26Jun23 / 27Jun23		
Inv.6315	1 - To supply & install the standard T.V. rough in in the great room and master bedroom... see sketch # 1 & # 2	
Line 79421	Note: Intall the standard T.V. rough in at approx. 66" + - up from the floor in the great room and master bedroom.	
26Jun23 / 27Jun23		
Inv.6315	1 - To supply & install the standard Phone (CAT5) rough in in the great room, master bedroom and Media Nice area on the 2nd. floor ... see sketch # 1 & # 2	
Line 79422	Note: Intall the standard Phone (CAT 5) rough in at approx. 66" + - up from the floor in the great room and master bedroom.	
26Jun23 / 27Jun23		
Inv.6315	1 - To SUPPLY AND INSTALL AN ADDITIONAL BASIC RECEPTACLE (NOT DEDICATED) at approx. 66" + - up from the floor centered + - to the F/P mantle	
Line 79469	Note: in the great room... see sketch # 1	
26Jun23 / 27Jun23		
This is for a futue wall mount T.V. NO CONDUIT PIPE HAS BEEN PURCHASED.		

KINGSMEN (THAMES) INC. / Havelock Corners (Kingsmen)

Lot/Unit: 36 Phase/Building: 5B Model/Floor Plan: Spencer (4204) Elev C 4 Bed - 4+1 Bath

Inv.6315 Line 79470 26Jun23 / 27Jun23	1 - To SUPPLY AND INSTALL AN ADDITIONAL BASIC RECEPTACLE (NOT DEDICATED) at approx. 66" + - up from the floor in the master bedroom..see sketch # 2 Note: This is for a futue wall mount T.V. NO CONDUIT PIPE HAS BEEN PURCHASED.	
Inv.6315 Line 79471 26Jun23 / 27Jun23	1 - To SUPPLY AND INSTALL EXTRA CEILING BOX ROUGH IN CAPPED (DOES NOT INCLUDE SWITCH) over the island in the kitchen... see sketch # 1 Note: This capped elec. will be connected to a sep. switch, switch sold sep.	
Inv.6315 Line 79472 26Jun23 / 27Jun23	1 - To supply & install AN ADDITIONAL SINGLE POLE SWITCH connected to the upgraded capped elec. over the island in the kitchen. Note:	
Inv.6315 Line 79473 26Jun23 / 27Jun23	1 - Relocate the standard ceiling light from the upper stair landing to the O.T.B. area on the second floor...see sketch # 2 Note:	

HEATING AND AIR CONDITIONING

Inv.6315 Line 79419 26Jun23 / 27Jun23	1 - As per schedule "PE": Vendor to install capped gas line (Rough in only) at rear of home for future BBQ location. Location to be finalized at vendors sole discretion. Note:	
Inv.6315 Line 79420 26Jun23 / 27Jun23	1 - As per schedule "PE": Vendor to supply & install air conditioning unit, sized accordingly, from vendors standard samples Note:	

MISCELLANEOUS

Inv.6315 Line 79478 26Jun23 / 27Jun23	1 - To supply & install the OPTIONAL SIDE DOOR IF GRADE PERMITS... see sketch # 1 Note:	
Inv.6315 Line 79485 26Jun23 / 27Jun23	1 - To supply & install the standard COFFERD CEILING in the dining room area as per plan. Note:	

PLUMBING

Inv.6315 Line 79476 26Jun23 / 27Jun23	1 - To supply & install the WATERLINE ROUGH-IN TO THE FRIDGE LOCATION (NO HOOK UP) in the kitchen. Note:	
Inv.6315 Line 79477 26Jun23 / 27Jun23	1 - Relocate the sink and dishwasher in the island in the kitchen...see sketch #1 Note:	



CONSTRUCTION SUMMARY

KINGSMEN (THAMES) INC. / Havelock Corners (Kingsmen)

Lot/Unit: 36 Phase/Building: 5B Model/Floor Plan: Spencer (4204) Elev C 4 Bed - 4+1 Bath

EXTRAS AS PER OFFER

5 FREE APPLIANCES ? STAINLESS STEEL FRONT - FRIDGE: STOVE AND DISHWASHER. WHITE WASHER AND DRYER (SUPPLIED ONLY, NOT INSTALLED, FROM BUILDERS STANDARD LINE). AN APPLIANCES VOUCHER WILL BE GIVEN BY OUR DECOR CONSULTANT AT THE TIME OF BOOKING YOUR COLOUR A <i>Worksheet</i> Note:	
VENDOR TO INSTALL CAPPED GAS LINE (ROUGH-IN ONLY) AT REAR OF HOME FOR FUTURE BBQ LOCATION. LOCATION TO BE FINALIZED AT VENDORS SOLE DISCRETION. <i>Worksheet</i> Note:	
VENDOR TO SUPPLY & INSTALL AIR CONDITIONING UNIT, SIZED ACCORDINGLY, FROM VENDORS STANDARD SAMPLES. <i>Worksheet</i> Note:	

Purchasers: KASHMIR SINGH, & VIRRUPINDER VIRK **Property:** 36 of Plan - Draft Approval SB17-03-08
Telephone Res. / Bus: / **Project:** KINGSMEN (THAMES) INC.
Decor Advisor: Barbara Coccia **Model and Elevation:** Spencer (4204) Elev C 4 Bed - 4+1 Bath
Layout Changes: ☐ Yes ☒ No **Sketch Attached:** ☒ Yes ☐ No **Exterior Colour Scheme:**

1. Cabinetry	Style and Colour	Counter Top	Hardware
Kitchen / Breakfast	#3 Charleston 3DL Rain Cloud	#1, C/S # 9141 Ice snow 3cm.	# 12843 Handle
Kitchen Island	#3 Charleston 3DL Rain Cloud	#1, C/S # 9141 Ice snow 3cm.	# 12843 Handle
Laundry Room	/		
Powder Room	#3 Charleston 3DL Rain Cloud	# 6898-46 Paloma Polar	# 12843 Handle
Main Bathroom	/		
Master Ensuite Bathroom	#3 Camden Maple Oyster CL	# 1876K-52 spring Carnival	# 9671 Handle
Second Ensuite Bathroom (If Applicable)	#3 Camden Maple Oyster CL	# 1876K-52 spring Carnival	# 9671 Handle
Ens. #3's bathroom	#3 Camden Maple Oyster CL	# 1876K-52 spring Carnival	# 9671 Handle
Ens. #4's bathroom	#3 Camden Maple Oyster CL	# 1876K-52 spring Carnival	# 9671 Handle

Appliances	Custom Size Fridge <input type="radio"/> Yes <input checked="" type="radio"/> No	Valance Lighting <input type="radio"/> Yes <input checked="" type="radio"/> No	Microwave / Range Hood <input type="radio"/> Yes <input checked="" type="radio"/> No
	Cooktop / Rangetop <input type="radio"/> Yes <input checked="" type="radio"/> No	Built in Wall Oven <input type="radio"/> Yes <input checked="" type="radio"/> No	Slide-in Range <input type="radio"/> Yes <input checked="" type="radio"/> No
Comment			

2. Flooring

	Selection
Foyer	13x13" Burlingstone White
Main Hall	3 1/2" Elements Oak Wolfhound
Back Hall	/
Breakfast	13x13" Burlingstone White
Laundry Room	13x13" Keaton Ice
Kitchen	13x13" Burlingstone White
Powder Room	13x13" Burlingstone White
Main Bathroom	Ens. #2's bathroom: 13x13" Keaton Ice
Master Ensuite	13x13" Keaton Ice
Bathroom (If Applicable)	Ens. #3's bathroom: 13x13" Keaton Ice
Mud Room	13x13" Burlingstone White
Master & Ens. #2's bathroom	Shower floor: 2x2" Ontario Snow White Matte
Living Room	Ens. #4's bathroom: 13x13" Keaton Ice
Dining Room	3 1/2" Elements Oak Wolfhound
Family / Great Room	3 1/2" Elements Oak Wolfhound
Den / Library / Study	/
Basement Landing (If Applies)	
Lower Landing (If Applicable)	3 1/2" Elements Oak Wolfhound
Upper Landing	3 1/2" Elements Oak Wolfhound
Upper Hall	(& Media Niche area) Modern Story 1, # 810 Rocky Top
Master Bedroom	Modern Story 1, # 810 Rocky Top
Bedroom #2	Modern Story 1, # 810 Rocky Top
Bedroom #3	Modern Story 1, # 810 Rocky Top
Bedroom #4	Modern Story 1, # 810 Rocky Top
Bedroom #5	/
Master & Ens. #2's bathroom	Shower jamb: Anatolia Marmiline SNOW

SEE ATTACHED FOR SIGNATURES

Flooring Continued on Page 2

Initial: _____

Page 1 of 3

Purchasers: KASHMIR SINGH, & VIRRUPINDER VIRK Property: 36 of Plan - Draft Approval SB17-03-08
Telephone Res. / Bus: / Project: KINGSMEN (THAMES) INC.
Decor Advisor: Barbara Coccia Model and Elevation: Spencer (4204) Elev C 4 Bed - 4+1 Bath
2. Flooring - Continued -

Upgrade Underpad	Type	Area
	Standard	2nd. Floor
Carpet on Stairs	Capped	Runner - *Upgrade
Comment	/	/

3. Plumbing Fixtures / Faucets

Kitchen	Standard	Second Ensuite	Standard	Powder Room	Standard
Master Ensuite	Standard			Other Room	/
Main Bathroom	/	Ens. #3 & #4's bathroom:	Standard		

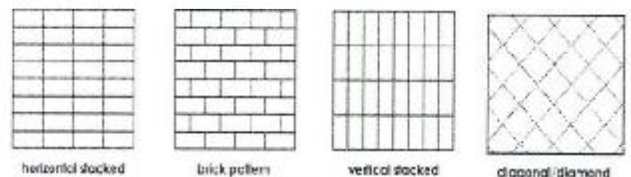
Comment
Still to install the standard under mount kitchen sink with the standard single hole kitchen faucet NO PLATE.

4. Wall Tile

	Tile Selection	Listello	Insert	Insert Selection
Main Bathroom	/	<input type="checkbox"/>	<input type="checkbox"/>	
Master Ensuite				
Tub Deck	/	<input type="checkbox"/>	<input type="checkbox"/>	
Tub Apron	/	<input type="checkbox"/>	<input type="checkbox"/>	
Tub Surround	/	<input type="checkbox"/>	<input type="checkbox"/>	
Shower Stall	8x10" Burlingstone Taupe	<input type="checkbox"/>	<input type="checkbox"/>	
Second Ensuite	8x10" Burlingstone Taupe	<input type="checkbox"/>	<input type="checkbox"/>	
Ens. #3's bathroom	8x10" Burlingstone Taupe	<input type="checkbox"/>	<input type="checkbox"/>	
Ens. #4's bathroom	8x10" Burlingstone Taupe	<input type="checkbox"/>	<input type="checkbox"/>	
Kitchen Backsplash	/	<input type="checkbox"/>	<input type="checkbox"/>	
Complete Backsplash	/	<input type="checkbox"/>	<input type="checkbox"/>	

Comment

/



horizontal stacked

brick pattern

vertical stacked

diamond/diamond

5. Fireplace

	Living Room			Family Room			Other Room - Specify Great Room		
	Purchased	As Per Plan	N/A	Purchased	As Per Plan	N/A	Purchased	As Per Plan	N/A
Fireplace Type	<input type="radio"/>	<input type="radio"/>	<input checked="" type="radio"/>	<input type="radio"/>	<input type="radio"/>	<input checked="" type="radio"/>	<input type="radio"/>	<input checked="" type="radio"/>	<input type="radio"/>
Mantle Type							Front Facing		
Over Mantle							NF-08		
Colour / Stain							White		
Surround							/		
Hearth							/		
Comment									

/

SEE ATTACHED FOR SIGNATURES

Initial: _____

Page 2 of 3

Purchasers: KASHMIR SINGH, & VIRRUPINDER VIRK **Property:** 36 of Plan - Draft Approval SB17-03-08
Telephone Res. / Bus: / **Project:** KINGSMEN (THAMES) INC.
Decor Advisor: Barbara Coccia **Model and Elevation:** Spencer (4204) Elev C 4 Bed - 4+1 Bath

6. Trim Carpentry

Door Hardware Standard Handle

Interior Trim Standard

Comment

/

Interior Doors

☐ 2 Panel Arch Top

☒ 2 Panel Square Top

☐ 6 Panel

Initial for Door Style



7

7. Railings and Pickets

Railing Package Standard oak TURNED picket package

Railing Colour Elements Wolfhound

Wood Stairs ☐ No ☒ Oak

Comment

/

Picket Colour Elements Wolfhound

Tread Colour Elements Wolfhound

8. Plaster Mouldings and Medallions

Foyer /

Main Hall /

Living Room /

Dining Room /

Family Room /

Comment

/

Kitchen/Breakfast /

Den/Library /

Lower Landing /

9. Wall Paint

Kingsmen White

Smooth Ceilings ☐ First Floor

☐ First Floor incl. Second Floor Hall

☐ First and Second Floor

☒ Throughout

☐ Not Applicable

Trim Paint Kingsmen White

10. Additional Comments

/

11. Disclaimers and Notes

- Colours of all materials are as close as possible to builder's selection, but not necessarily identical due to variances in manufacturing.
- Any extras listed above are null and void unless accompanied by a separate invoice/amendment. Said invoice must be paid in full.
- The Purchaser acknowledges that after Interior Colour Selection form is signed and dated, no further changes will be permitted other than re-selection due to unavailability. Purchaser's Initials
- The Purchaser acknowledges reading and accepting the "Kingsmen Group Décor Centre Disclaimers" form. This document contains other miscellaneous disclaimers.

This Interior Colour Selection is final and approved by:

Purchaser:

Signature: Date: June 27, 2023

SEE ATTACHED FOR SIGNATURES

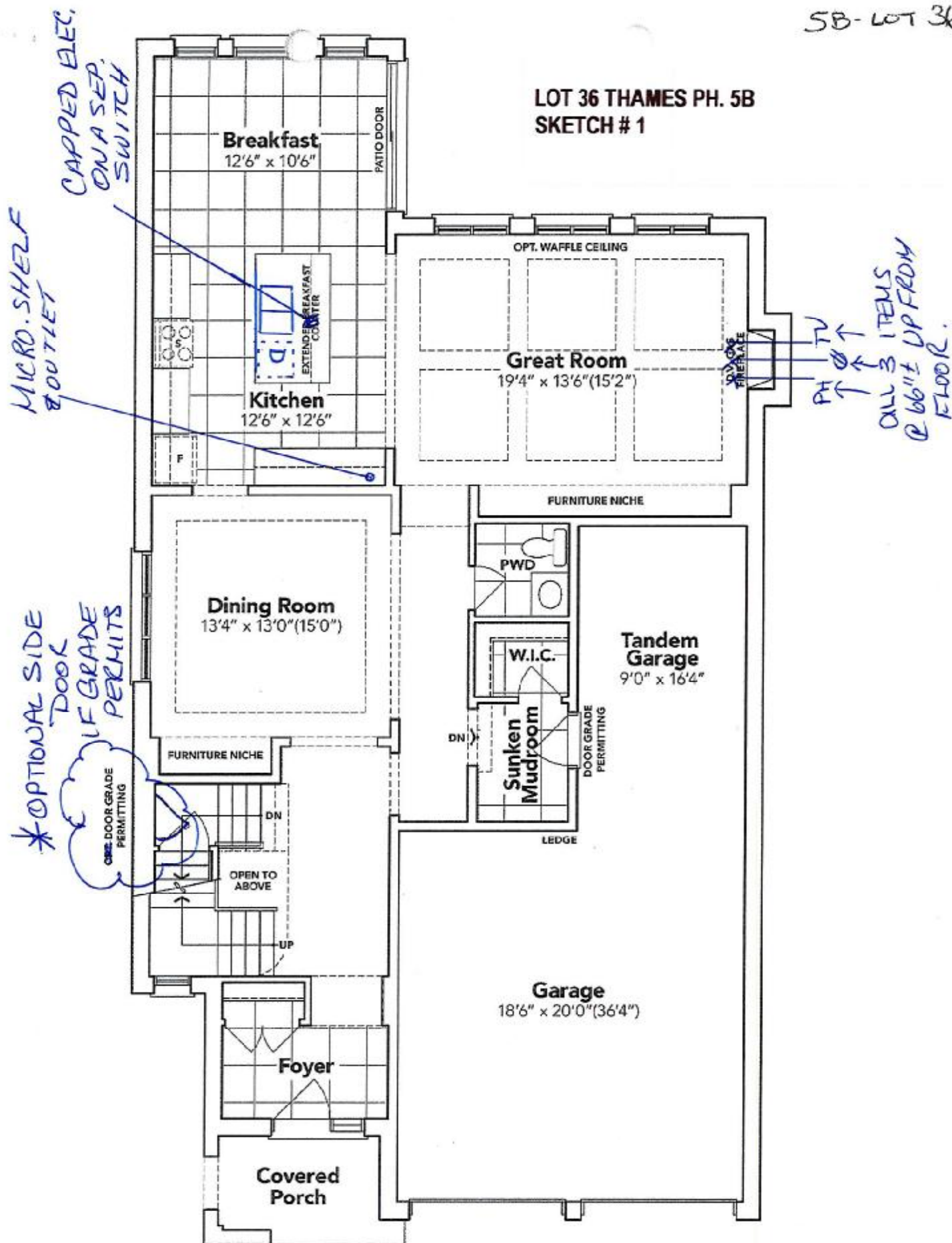
Signature:

Date: _____

Vendor: _____

KINGSMEN (THAMES) INC.

LOT 36 THAMES PH. 5B
SKETCH # 1

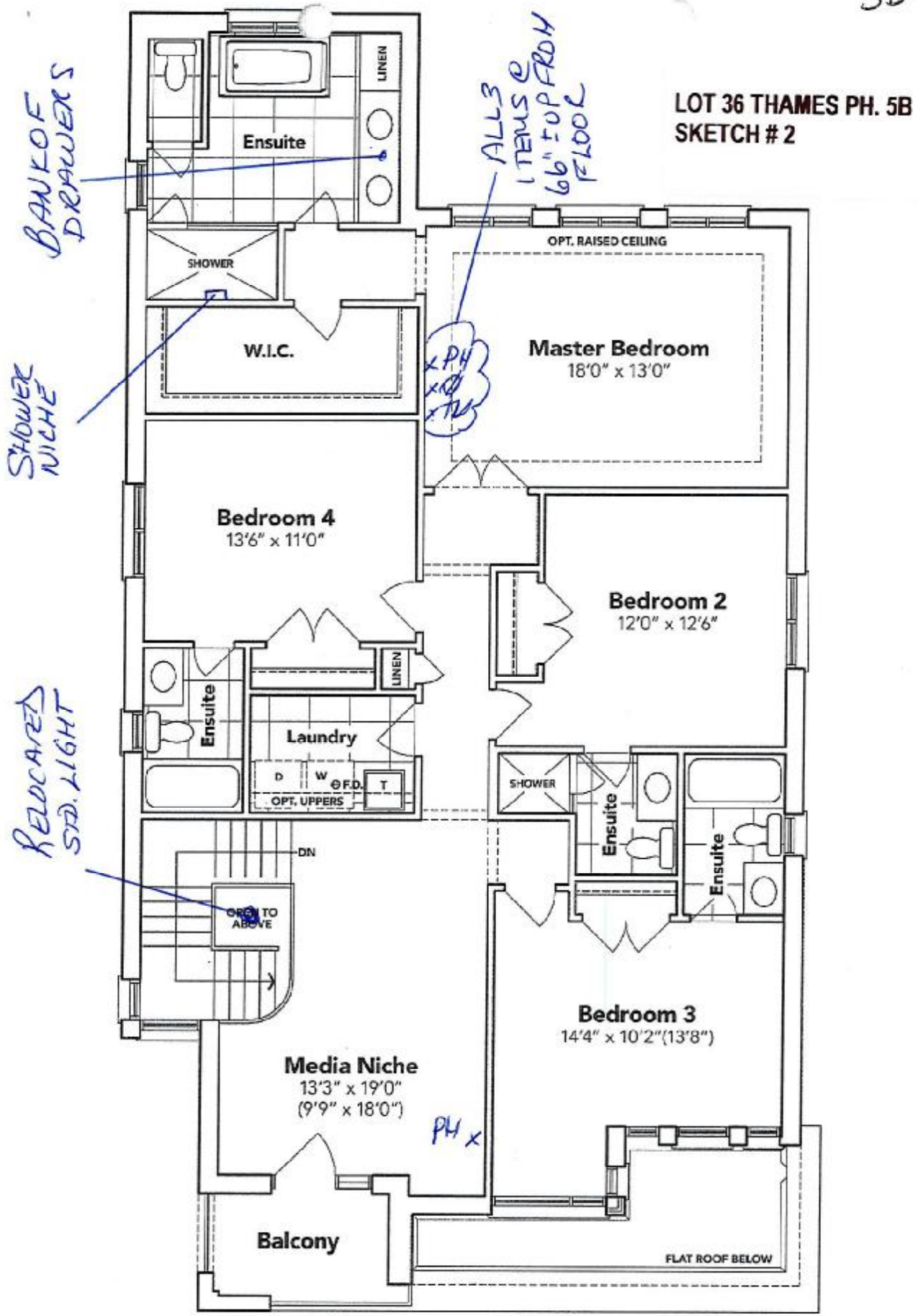


GROUND FLOOR EL. C

The floor plans and elevations shown are pre-construction plans and may be revised or improved as necessitated by architectural controls and the construction process. The measurements adhere to the rules and regulations of the TARIION Warranty Corporation's official method for the calculation of floor area. Materials, specifications and floor plans are subject to change without notice. All house renderings are artist's concept only. Actual usable floor space may vary from the stated floor area. All options shown are upgrades. E. & O. E.

[Signature]

SEE ATTACHED FOR SIGNATURES



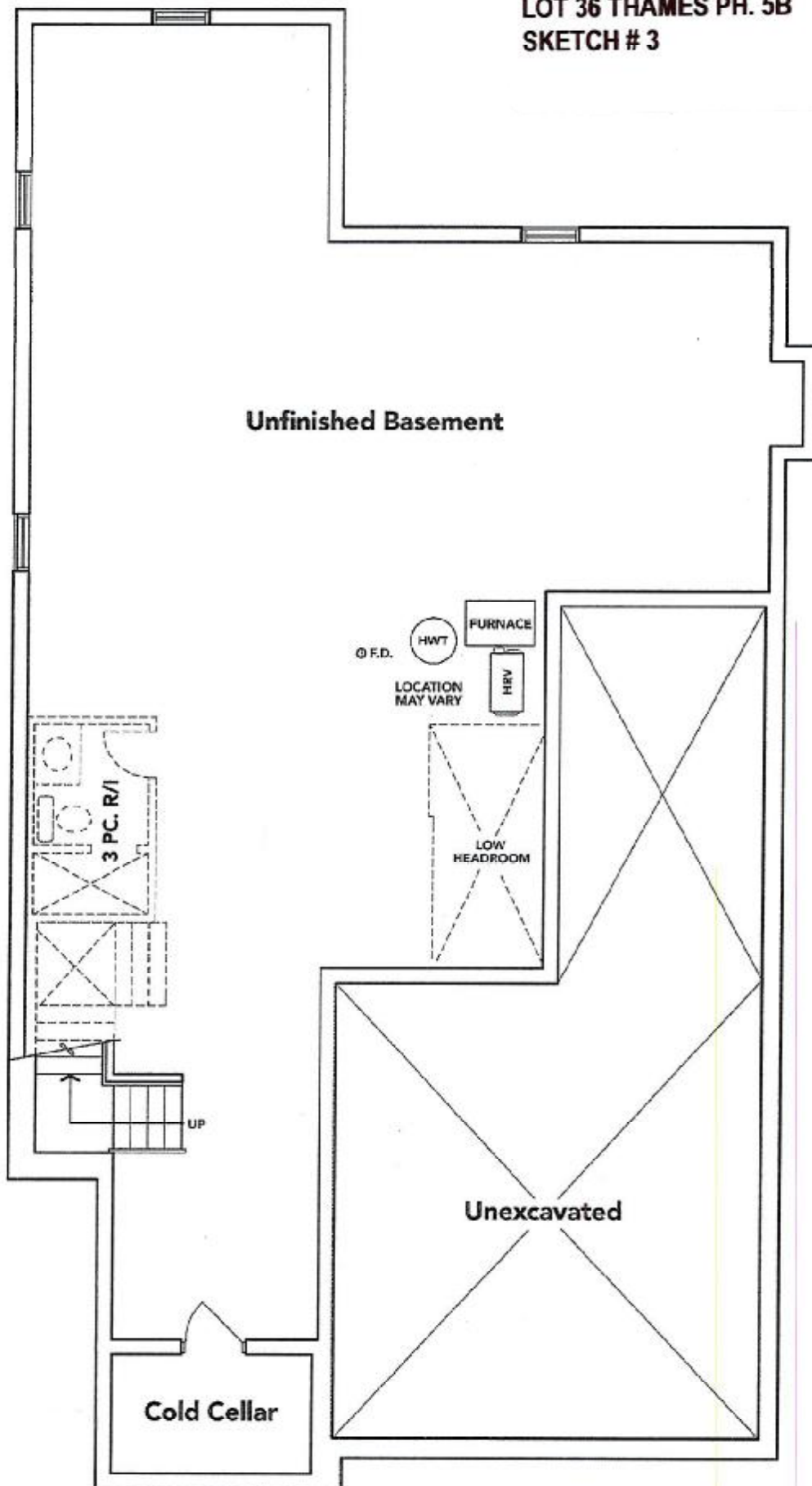
SECOND FLOOR EL. C

The floor plans and elevations shown are pre-construction plans and may be revised or improved as necessitated by architectural controls and the construction process. The measurements adhere to the rules and regulations of the TARION Warranty Corporation's official method for the calculation of floor area. Materials, specifications and floor plans are subject to change without notice. All house renderings are artist's concept only. Actual usable floor space may vary from the stated floor area. All options shown are upgrades. E. & O. E.

SEE ATTACHED FOR SIGNATURES

LOT 36 THAMES PH. 5B
SKETCH # 3




BASEMENT EL. C

The floor plans and elevations shown are pre-construction plans and may be revised or improved as necessitated by architectural controls and the construction process. The measurements adhere to the rules and regulations of the TARION Warranty Corporation's official method for the calculation of floor area. Materials, specifications and floor plans are subject to change without notice. All house renderings are artist's concept only. Actual usable floor space may vary from the stated floor area. All options shown are upgrades. E. & O. E.

SEE ATTACHED FOR SIGNATURES

Specifications

Air Flow Volume: 650 CFM
Electrical Connection: 120V/60Hz
Power Consumption: 240 Watts
Current: 2.0 Amps
Fan Speed: 1599 RPM
Finishes: Stainless Steel
Duct: 6" Round
Knock-out: 6" Round - Top Only
Dimensions: Width: 30"/36"
Height: 44 1/2"
Depth: 19 3/4"
Noise Level: Min. 2 Sones
Max. 7 Sones



SCB722 - Baffle Filter



Ordering Model Chart

Model	Colour	Knock-out	Duct	Size	Filter	CFM
SCB72230	Stainless Steel	6"	6" Round	30"	Baffle	650
SCB72236	Stainless Steel	6"	6" Round	36"	Baffle	650

Notes

SEE ATTACHED FOR SIGNATURES

