

KINGSMEN (THAMES) INC. / Havelock Corners (Kingsmen)

Lot/Unit: 113 Phase/Building: 5A Model/Floor Plan: Edward (3602) Elev C 4 Bed - 2+1 Bath

COUNTER TOP

Inv.5873	1 - As per schedule "PE": Vendor to include level 1, 2cm. quartz in all bathrooms, as per plan, in lieu of the included laminate counter tops. Selections to be made from builders standard samples.	
Line 74560	Note:	
26Sep22 / 27Sep22		

ELECTRICAL

Inv.5873	1 - To supply & install the standard T.V. rough in in the great room and master bedroom... see sketch # 1 & # 2	
Line 74561	Note: Install the standard T.V. rough in at approx. 66" + - up from the floor centered + - to the F/P mantle..	
26Sep22 / 27Sep22 NO ELECTRICAL OUTLET OR CONDUIT PIPE HAS BEEN PURCHASED.		
Inv.5873	1 - To supply & install the standard Phone (CAT 5) rough in in the great room, master bedroom & bedroom # 4... see sketch # 1 & # 2	
Line 74562	Note: Install the standard Phone (CAT 5) rough in at approx. 66" + - up from the floor centered + - to the F/P mantle..	
26Sep22 / 27Sep22 NO ELECTRICAL OUTLET OR CONDUIT PIPE HAS BEEN PURCHASED.		
Inv.5873	1 - Relocate the standard ceiling light from the upper stair landing to the O.T.B. area on the second floor... see sketch # 2	
Line 74592	Note:	
26Sep22 / 27Sep22		

HEATING AND AIR CONDITIONING

Inv.5873	1 - As per schedule "PE": Vendor to install capped gas line (rough in only) at rear of home for future BBQ location. Location to be finalized at vendors sole discretion.	
Line 74558	Note:	
26Sep22 / 27Sep22		
Inv.5873	1 - As per schedule "PE": Vendor to supply & install air conditioning unit, sized accordingly, from vendors standard samples.	
Line 74559	Note:	
26Sep22 / 27Sep22		

EXTRAS AS PER OFFER

5 FREE APPLIANCES – STAINLESS STEEL FRONT - FRIDGE: STOVE AND DISHWASHER. WHITE WASHER AND DRYER (SUPPLIED ONLY, NOT INSTALLED, FROM BUILDERS STANDARD LINE). AN APPLIANCES VOUCHER WILL BE GIVEN BY OUR DECOR CONSULTANT AT THE TIME OF BOOKING YOUR COLOUR A <i>Worksheet</i> Note:		
VENDOR TO INSTALL CAPPED GAS LINE (ROUGH-IN ONLY) AT REAR OF HOME FOR FUTURE BBQ LOCATION. LOCATION TO BE FINALIZED AT VENDORS SOLE DISCRETION. <i>Worksheet</i> Note:		
VENDOR TO SUPPLY & INSTALL AIR CONDITIONING UNIT, SIZED ACCORDINGLY, FROM VENDORS STANDARD SAMPLES. <i>Worksheet</i> Note:		
VENDOR TO INCLUDE LEVEL 1, 2CM QUARTZ IN ALL BATHROOMS, AS PER PLAN, IN LIEU OF THE INCLUDED LAMINATE COUNTER TOPS. SELECTIONS TO BE MADE FROM BUILDERS STANDARD SAMPLES. <i>Worksheet</i> Note:		



CONSTRUCTION SUMMARY

KINGSMEN (THAMES) INC. / Havelock Corners (Kingsmen)

**Lot/Unit: 113 Phase/Building: 5A Model/Floor Plan: Edward (3602) Elev C 4 Bed - 2+1
Bath**

5A-10113

Purchasers:

Telephone Res. / Bus:

Decor Advisor:

Layout Changes:

AMANDEEP SINGH SRAN & RAMANDEEP KAL

/

Barbara Coccia

☐ Yes ☒ No

Property: 113 of Plan - Draft Approval SB17-03-08

Project: KINGSMEN (THAMES) INC.

Model and Elevation: Edward (3602) Elev C 4 Bed - 2+1 Bath

Sketch Attached: ☒ Yes ☐ No

Exterior Colour Scheme:

1. Cabinetry	Style and Colour	Counter Top	Hardware
Kitchen / Breakfast	#3 Manchester Maple Porcini CL	#1, C/S # 9141 Ice Snow 3cm.	#12881 Handle
Kitchen Island	#3 Manchester Maple Porcini CL	#1, C/S # 9141 Ice Snow 3cm.	#12881 Handle
Laundry Room	/		
Powder Room	#3 Manchester Maple Porcini CL	#1, C/S # 9141 Ice Snow 2cm.	#9671 Handle
Main Bathroom	#3 Simcoe Moonlight	#1, C/S # 9141 Ice Snow 2cm.	#9671 Handle
Master Ensuite Bathroom	#3 Simcoe Moonlight	#1, C/S # 9141 Ice Snow 2cm.	#9671 Handle
Second Ensuite Bathroom (If Applicable)	/		
	/		
	/		

Appliances

Custom Size Fridge

Valance Lighting

Microwave / Range Hood

☐ Yes ☒ No

☐ Yes ☒ No

☐ Yes ☒ No

Cooktop / Rangetop

Built in Wall Oven

Slide-in Range

☐ Yes ☒ No

☐ Yes ☒ No

☐ Yes ☒ No

Comment

2. Flooring	Selection
Foyer	13 x13" Cinq White
Main Hall	3 1/2" Elements Oak Natural
Back Hall	/
Breakfast	13 x13" Cinq White
Laundry Room	13 x13" Cinq White
Kitchen	13 x13" Cinq White
Powder Room	13 x13" Cinq White
Main Bathroom	13 x 13" Malena Ice
Master Ensuite	13 x 13" Malena Ice
Bathroom (If Applicable)	/
Mud Room	/
Master ens. shower floor	2x2" Ontario Snow White Matte
Living Room	/
Dining Room	3 1/2" Elements Oak Natural
Family / Great Room	3 1/2" Elements Oak Natural
Den / Library / Study	/
Basement Landing (If Applies)	
Lower Landing (If Applicable)	3 1/2" Elements Oak Natural
Upper Landing	3 1/2" Elements Oak Natural
Upper Hall	Modern Story 1, # 810 Rocky Top
Master Bedroom	Modern Story 1, # 810 Rocky Top
Bedroom #2	Modern Story 1, # 810 Rocky Top
Bedroom #3	Modern Story 1, # 810 Rocky Top
Bedroom #4	Modern Story 1, # 810 Rocky Top
Bedroom #5	/
Master ens. Shower Jamb:	Anatolia Marmiline SNOW



Purchasers: AMANDEEP SINGH SRAN & RAMANDEEP KALProperty: 113 of Plan - Draft Approval SB17-03-08
Telephone Res. / Bus: / Project: KINGSMEN (THAMES) INC.
Decor Advisor: Barbara Coccia Model and Elevation: Edward (3602) Elev C 4 Bed - 2+1 Bath
2. Flooring - Continued -

Upgrade Underpad	Type	Area
	Standard	2nd. floor
Carpet on Stairs	Capped	Runner - *Upgrade
Comment	/	/

3. Plumbing Fixtures / Faucets

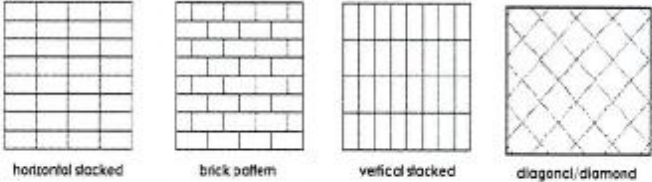
Kitchen	Standard	Second Ensuite	/	Powder Room	Standard
Master Ensuite	Standard			Other Room	/
Main Bathroom	Standard		/		

Comment
Still to install the standard top mount kichen and bathroom sinks.

4. Wall Tile

	Tile Selection	Listello	Insert	Insert Selection
Main Bathroom	8x10" Malena Carbon	<input type="checkbox"/>	<input type="checkbox"/>	
Master Ensuite				
Tub Deck	13 x 13" Malena Ice	<input type="checkbox"/>	<input type="checkbox"/>	
Tub Apron	13 x 13" Malena Ice	<input type="checkbox"/>	<input type="checkbox"/>	
Tub Surround	13 x 13" Malena Ice	<input type="checkbox"/>	<input type="checkbox"/>	
Shower Stall	8x10" Malena Carbon	<input type="checkbox"/>	<input type="checkbox"/>	
Second Ensuite	/	<input type="checkbox"/>	<input type="checkbox"/>	
	/	<input type="checkbox"/>	<input type="checkbox"/>	
	/	<input type="checkbox"/>	<input type="checkbox"/>	
Kitchen Backsplash	/	<input type="checkbox"/>	<input type="checkbox"/>	
Complete Backsplash	/	<input type="checkbox"/>	<input type="checkbox"/>	

Comment
Install the standard 8x10" wall tiles on the 10" side stacked horizontally in the bathrooms where applicable.



5. Fireplace

	Living Room			Family Room			Other Room - Specify Great Room		
	Purchased	As Per Plan	N/A	Purchased	As Per Plan	N/A	Purchased	As Per Plan	N/A
Fireplace Type	<input type="radio"/>	<input type="radio"/>	<input checked="" type="radio"/>	<input type="radio"/>	<input type="radio"/>	<input checked="" type="radio"/>	<input type="radio"/>	<input checked="" type="radio"/>	<input type="radio"/>
Mantle Type							Front Facing		
Over Mantle							NF-08		
Colour / Stain							/		
Surround							White		
Hearth							/		
Comment							/		



RC AS

Initial: _____

Purchasers: AMANDEEP SINGH SRAN & RAMANDEEP KAL **Property:** 113 of Plan - Draft Approval SB17-03-08
Telephone Res. / Bus: / **Project:** KINGSMEN (THAMES) INC.
Decor Advisor: Barbara Coccia **Model and Elevation:** Edward (3602) Elev C 4 Bed - 2+1 Bath

6. Trim Carpentry

Door Hardware Standard handle

Interior Trim Standard

Comment

/

Interior Doors

☐ 2 Panel Arch Top

☒ 2 Panel Square Top

☐ 6 Panel



Initial for Door Style

RC

AS

7. Railings and Pickets

Railing Package Standard oak STRAIGHT picket package

Railing Colour Elements Natural

Picket Colour Elements Natural

Wood Stairs ☐ No ☒ Oak

Tread Colour Elements Natural

Comment

/

8. Plaster Mouldings and Medallions

Foyer	/	Kitchen/Breakfast	/
Main Hall	/	Den/Library	/
Living Room	/	Lower Landing	/
Dining Room	/		/
Family Room	/		/

Comment

9. Wall Paint

Kingsmen White

Smooth Ceilings ☐ First Floor
☐ First Floor incl. Second Floor Hall
☐ First and Second Floor
☒ Throughout
☐ Not Applicable

Trim Paint Kingsmen White

10. Additional Comments

/



11. Disclaimers and Notes

- Colours of all materials are as close as possible to builder's selection, but not necessarily identical due to variances in manufacturing.
- Any extras listed above are null and void unless accompanied by a separate invoice/amendment. Said invoice must be paid in full.
- The Purchaser acknowledges that after Interior Colour Selection form is signed and dated, no further changes will be permitted other than re-selection due to unavailability. RC AS Purchaser's Initials
- The Purchaser acknowledges reading and accepting the "Kingsmen Group Décor Centre Disclaimers" form. This document contains other miscellaneous disclaimers.

This Interior Colour Selection is final and approved by:

Purchaser: Ramandeep Kaur **Date:** Sep 27th, 2022

Signature: Amandeep Singh **Date:** Sep 27, 2022

[Signature]

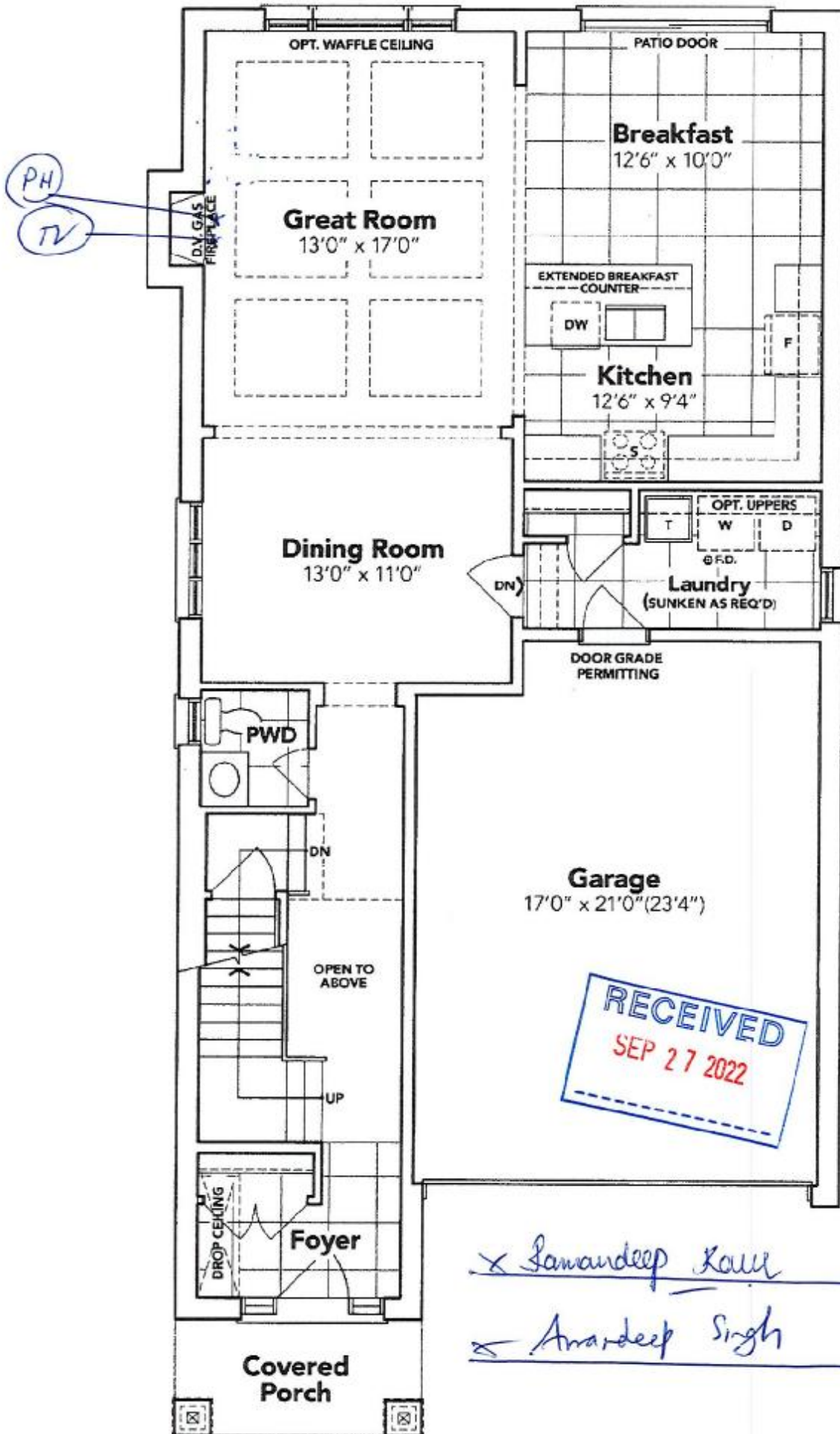
KINGSMEN (THAMES) INC.

Sep 27/22

SCHEDULE "B-1" Floor Plan

Lot 113
Phase 5A
Model: Edward (3602) Elev C 4 Bed - 2+1 Bath
Standard

Sketch #1



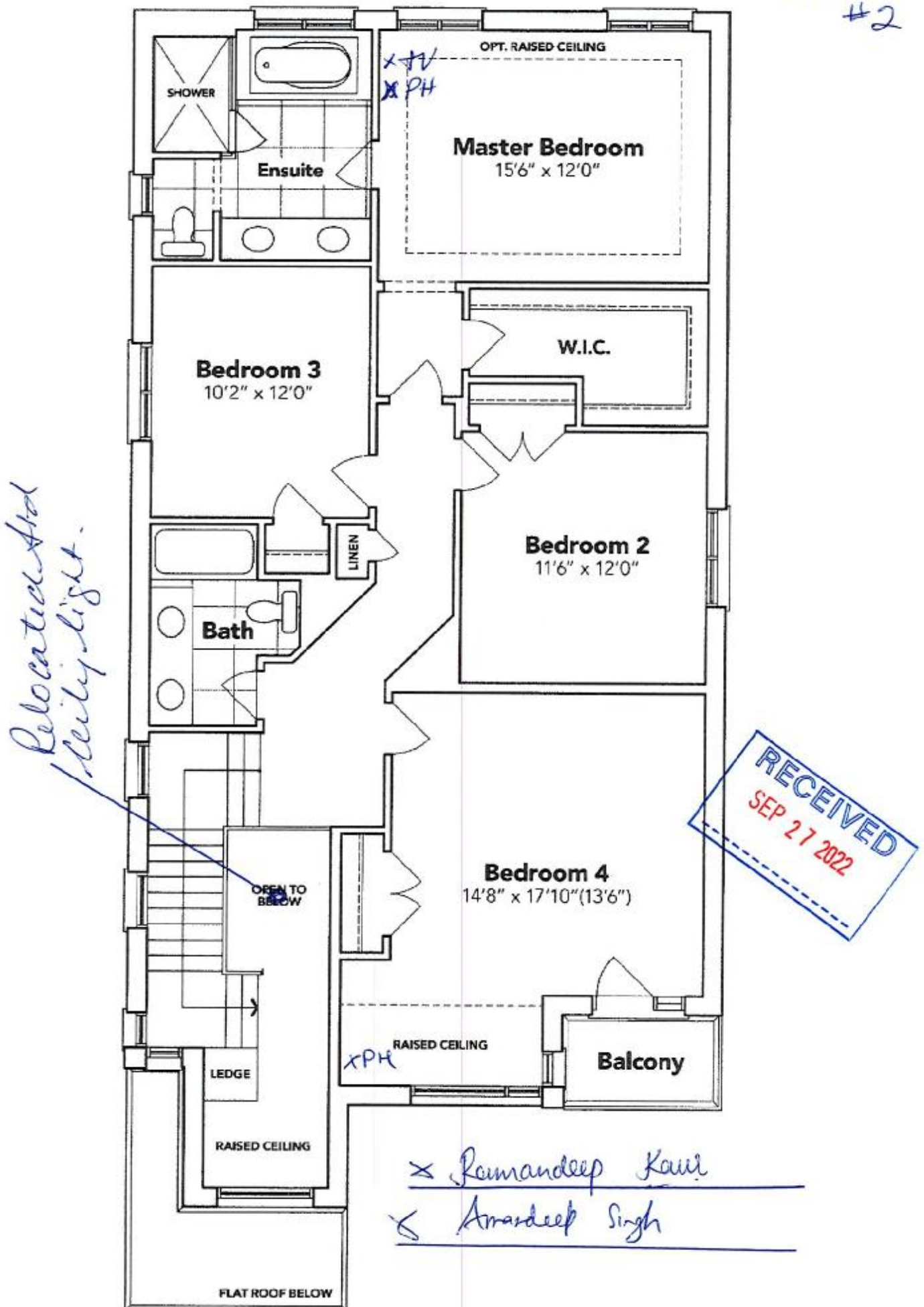
GROUND FLOOR EL. C

The floor plans and elevations shown are pre-construction plans and may be revised or improved as necessitated by architectural controls and the construction process. The measurements adhere to the rules and regulations of the TARIION Warranty Corporation's official method for the calculation of floor area. Materials, specifications and floor plans are subject to change without notice. All house renderings are artist's concept only. Actual usable floor space may vary from the stated floor area. All options shown are upgrades. E. & O. E.

SCHEDULE "B-1"
Floor Plan

Lot 113
Phase 5A
Model: Edward (3602) Elev C 4 Bed - 2+1 Bath
Standard

Sketch #2



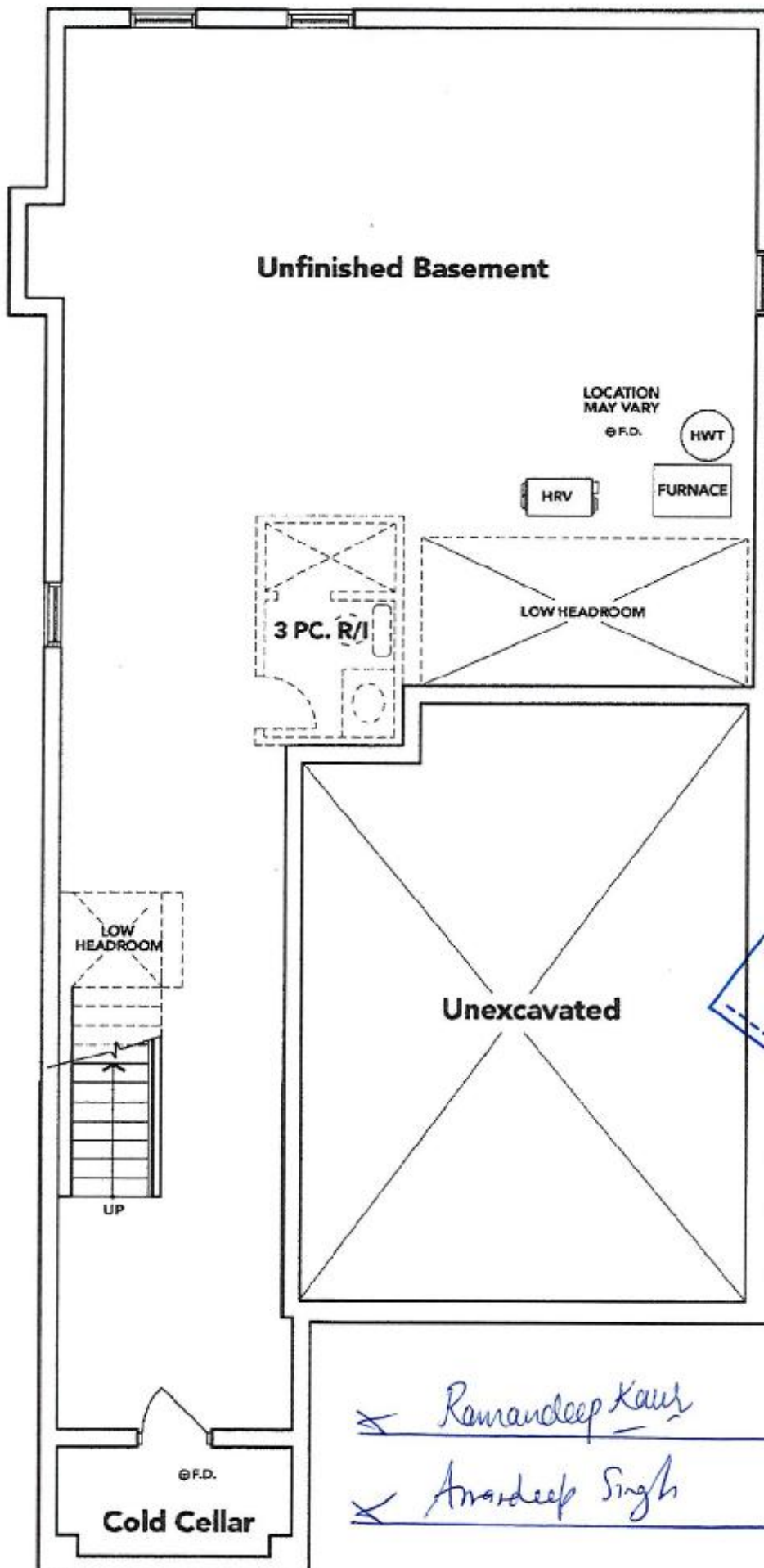
SECOND FLOOR EL. C

The floor plans and elevations shown are pre-construction plans and may be revised or improved as necessitated by architectural controls and the construction process. The measurements adhere to the rules and regulations of the TARIION Warranty Corporation's official method for the calculation of floor area. Materials, specifications and floor plans are subject to change without notice. All house renderings are artist's concept only. Actual usable floor space may vary from the stated floor area. All options shown are upgrades. E. & O. E.

SCHEDULE "B-1"
Floor Plan

Lot 113
Phase 5A
Model: Edward (3602) Elev C 4 Bed - 2+1 Bath
Standard

sketch
#3



Ramandeep Kaur
Anandeep Singh

BASEMENT EL. C

The floor plans and elevations shown are pre-construction plans and may be revised or improved as necessitated by architectural controls and the construction process. The measurements adhere to the rules and regulations of the TARION Warranty Corporation's official method for the calculation of floor area. Materials, specifications and floor plans are subject to change without notice. All house renderings are artist's concept only. Actual usable floor space may vary from the stated floor area. All options shown are upgrades. E. & O. E.