

Lindsay 2017 Developments Inc. / Sugarwood

Lot/Unit: 117 Block 83    Phase/Building: 1    Model/Floor Plan: Balsam Lake(2003)Elev B Opt  
Ensuite 3Bed 2.5Bath

CABINETRY

Inv.5804	1 - To supply and install the upgraded paint grade door throughout the kitchen and all bathrooms.. see colour chart for details	
Line 73943	Note:	
7Sep22 / 14Sep22		

CABINETRY APPLIANCE - FRIDGE

Inv.5804	1 - To supply and install 66CM DEEP FRIDGE ENCLOSURE - COUNTER DEPTH WITH - 1 WALL - 1 66CM DEEP GABLE AND 1 66CM DEEP CABINET - THIS IS NOT A ZERO CLEARANCE ENCLOSURE. STANDARD HEIGHTS AND WIDTHS WILL BE USED. - CLASSIC SERIES.. see sketch #2	
Line 73942	Note:	
7Sep22 / 14Sep22		

COUNTER TOP

Inv.5804	1 - To supply and install upgrade #2 countertop in the kitchen, in lieu of the standard.. see colour chart for details	
Line 73944	Note:	
7Sep22 / 14Sep22		
Inv.5804	1 - To supply and install CAESARSTONE LEVEL 2 in the PWD in lieu of the standard laminate countertops.. see colour chart for details	
Line 73945	Note:	
7Sep22 / 14Sep22		
Inv.5804	1 - To supply and install CAESARSTONE LEVEL 2 in the main bathroom in lieu of the standard laminate countertops.. see colour chart for details	
Line 73946	Note:	
7Sep22 / 14Sep22		
Inv.5804	1 - To supply and install CAESARSTONE LEVEL 2 in the Master bathroom in lieu of the standard laminate countertops.. see colour chart for details	
Line 73947	Note:	
7Sep22 / 14Sep22		
Inv.5804	1 - As per Schedule "PE": Quartz Kitchen countertops with undermount sink (as per plan-builders standard line)	
Line 73917	Note:	
7Sep22 / 14Sep22		

ELECTRICAL

Inv.5804	1 - To supply and install the standard T.V Rough-in, in the Great Room and Master Bedroom.. see sketch #2	
Line 73918	Note:	
7Sep22 / 14Sep22		
Inv.5804	1 - To supply and install the standard PHONE (CAT 5) Rough-in, in the Great Room, Master Bedroom and Bedroom #2.. see sketch #2	
Line 73919	Note:	
7Sep22 / 14Sep22		

**Lindsay 2017 Developments Inc. / Sugarwood**

**Lot/Unit: 117 Block 83    Phase/Building: 1    Model/Floor Plan: Balsam Lake(2003)Elev B Opt  
Ensuite 3Bed 2.5Bath**

Inv.5804	1 - To SUPPLY AND INSTALL EXTRA CEILING BOX ROUGH IN CAPPED (ON A SEPARATE SWITCH SWITCH) over the breakfast bar in the kitchen.. see sketch #2	
Line 73937	Note:	
7Sep22 / 14Sep22		

**HARDWOOD**

Inv.5804	1 - To supply and install 5" Kentwood Brushed Oak Stonecrop to the main hallway in lieu of the standard carpet.. see colour chart for details	
Line 74182	Note:	
7Sep22 / 14Sep22		
Inv.5804	1 - To supply and install 5" Kentwood Brushed Oak Stonecrop to the Great Room in lieu of the standard carpet.. see colour chart for details	
Line 74183	Note:	
7Sep22 / 14Sep22		
Inv.5804	1 - To supply and install 5" Kentwood Brushed Oak Stonecrop to the upper hallway in lieu of the standard carpet.. see colour chart for details	
Line 74184	Note:	
7Sep22 / 14Sep22		
Inv.5804	2 - To supply and install 5" Elements Brushed Oak Stonecrop to the landings of the staircase in lieu of carpet.. see colour chart for details	
Line 73953	Note:	
7Sep22 / 14Sep22		

**HEATING AND AIR CONDITIONING**

Inv.5804	1 - As per Schedule "PE": Central air conditioner (BUILDERS STANDARD LINE)	
Line 73915	Note:	
7Sep22 / 14Sep22		

**MISCELLANEOUS**

Inv.5804	1 - DO NOT SUPPLY OR INSTALL ANY BATHROOM FIXTURES (Toilet paper holders, towel bars and soap dishes) IN ANY OF THE BATHROOMS	
Line 73954	Note:	
7Sep22 / 14Sep22		
Inv.5804	1 - DO NOT SUPPLY OR INSTALL MIRRORS IN ALL OF THE BATHROOMS	
Line 73955	Note:	
7Sep22 / 14Sep22		

**PAINT AND DRYWALL**

Inv.5804	1 - To stain the staircase to KENTWOOD STONCROP in lieu of the standard stain.. see colour chart for details	
Line 74181	Note:	
7Sep22 / 14Sep22		

**PLUMBING**

**Lindsay 2017 Developments Inc. / Sugarwood**

**Lot/Unit: 117 Block 83    Phase/Building: 1    Model/Floor Plan: Balsam Lake(2003)Elev B Opt  
Ensuite 3Bed 2.5Bath**

Inv. <b>5804</b>  <b>Line 73938</b>  7Sep22 / 14Sep22	<b>1</b> - To supply and install KITCHEN SINK - BLANCO QUATRUS U2 DBL UNDERMOUNT - MODEL 401247 in lieu of the standard.. see spec's Note: STILL TO INSTALL THE STANDARD FAUCET	
Inv. <b>5804</b>  <b>Line 73939</b>  7Sep22 / 14Sep22	<b>3</b> - To supply and install VANITY SINK - CONTRAC CATENA UNDERMOUNT - MODEL 4210CIY in all bathrooms in lieu of the standard.. see spec's Note: ALL BATHROOM FAUCETS HAVE BEEN UPGRADED	
Inv. <b>5804</b>  <b>Line 73940</b>  7Sep22 / 14Sep22	<b>3</b> - To supply and install BATHROOM FAUCET - MOEN VICHY CHROME - MODEL 6710 in all bathrooms in lieu of the standard.. see spec's Note:	
Inv. <b>5804</b>  <b>Line 73941</b>  7Sep22 / 14Sep22	<b>1</b> - To supply a WATERLINE ROUGH-IN TO THE FRIDGE LOCATION (NO HOOK UP) Note:	

**STAIRS AND RAILINGS**

Inv. <b>5804</b>  <b>Line 73916</b>  7Sep22 / 14Sep22	<b>1</b> - As per Schedule "PE": Oak Stairs (main floor to second floor) natural finish, as per plan-Builders standard line Note:	
Inv. <b>5804</b>  <b>Line 73949</b>  7Sep22 / 14Sep22	<b>1</b> - To supply and install RAILING - UPGRADE 1 - METAL HANDRAIL 3 INCH OVAL IN OAK - PICKETS STEEL ½ INCH SQUARE, PLAIN, WITH SHOES IN FLAT BLACK - POSTS 3½ INCH SQUARE, WITH CAP OAK IN OAK in lieu of the standard Note:	

**TILE**

Inv. <b>5804</b>  <b>Line 74192</b>  7Sep22 / 14Sep22	<b>1</b> - To supply and install upgrade # wall tile stacked horizontally to the MAIN BATHROOM TUB walls.. see colour chart for details Note:	
Inv. <b>5804</b>  <b>Line 74185</b>  7Sep22 / 14Sep22	<b>1</b> - To supply and install upgrade #3: 12x24" floor tile STACKED in the Foyer in lieu of the standard.. see sketch #2 for tile direction and colour chart for details Note:	
Inv. <b>5804</b>  <b>Line 74186</b>  7Sep22 / 14Sep22	<b>1</b> - To supply and install upgrade #3: 12x24" floor tile STACKED in the PWD in lieu of the standard.. see sketch #2 for tile direction and colour chart for details Note:	
Inv. <b>5804</b>  <b>Line 74187</b>  7Sep22 / 14Sep22	<b>1</b> - To supply and install upgrade #3: 12x24" floor tile STACKED in the Kitchen/Breakfast area in lieu of the standard.. see sketch #2 for tile direction and colour chart for details Note:	

Lindsay 2017 Developments Inc. / Sugarwood

Lot/Unit: 117 Block 83    Phase/Building: 1    Model/Floor Plan: Balsam Lake(2003)Elev B Opt  
Ensuite 3Bed 2.5Bath

Inv.5804	1 - To supply and install upgrade #3: 12x24" floor tile STACKED in the Master Ensuite in lieu of the standard.. see sketch #2 for tile direction and colour chart for details	
Line 74188	Note:	
7Sep22 / 14Sep22		
Inv.5804	1 - To supply and install upgrade #3: 12x24" floor tile STACKED in the MAIN BATHROOM in lieu of the standard.. see sketch #2 for direction direction and colour chart for details	
Line 74189	Note:	
7Sep22 / 14Sep22		
Inv.5804	1 - To supply and install upgrade #3: 12x24" tile STACKED in the MASTER ENSUITE (TUB DECK, TUB APRON AND TUB SUUROUND) in lieu of the standard.. see colour chart for details	
Line 74190	Note:	
7Sep22 / 14Sep22		

TILE - FLOOR

Inv.5804	1 - To supply and install UPGRADE 2 - SHOWER FLOOR TILE - - ENSUITE SHOWER FLOOR TILE.. see colour chart for details	
Line 73951	Note:	
7Sep22 / 14Sep22		

TILE - WALL

Inv.5804	1 - To supply and install upgrade #3 wall tile stacked horizontally to the MASTER ENSUITE Shower walls.. see colour chart for details	
Line 74191	Note:	
7Sep22 / 14Sep22		

EXTRAS AS PER OFFER

CENTRAL AIR CONDITIONER (BUILDERS STANDARD LINE) <i>Worksheet</i> Note:	
5 APPLIANCE PACKAGE: STAINLESS STEEL FRIDGE, STOVE, BUILT-IN DISHWASHER: WHITE WASHER / DRYER (BUILDERS STANDARD LINE) <i>Worksheet</i> Note:	
OAK STAIRS (MAIN FLOOR TO SECOND FLOOR) NATURAL FINISH: AS PER PLAN - BUILDERS STANDARD LINE <i>Worksheet</i> Note:	
QUARTZ KITCHEN COUNTERTOPS WITH UNDERMOUNT SINK (AS PER PLAN - BUILDERS STANDARD LINE) <i>Worksheet</i> Note:	



Purchaser: JULIE MARQUIS      Property: 117 Block 83 of Plan -  
Telephone Res. / Bus: (705) 928-1300 /      Project: Lindsay 2017 Developments Inc.  
Decor Advisor: Samantha Castelli      Model and Elevation: Balsam Lake(2003)Elev B Opt Ensuite 3Be  
Layout Changes: ☐ Yes ☒ No      Sketch Attached: ☒ Yes ☐ No      Exterior Colour Scheme: \_\_\_\_\_

1. Cabinetry	Style and Colour	Counter Top	Hardware
Kitchen / Breakfast	*Cape Cod Paint Winter White	*UPG #2 C/S #4141 Misty Carrera	12881 handle
Kitchen Island	*Cape Cod Paint Winter White	*UPG #2 C/S #4141 Misty Carrera	12881 handle
Laundry Room	/	/	/
Powder Room	*Cape Cod Paint Winter White	*UPG #2 C/S #4141 Misty Carrera	12881 handle
Main Bathroom	*Cape Cod Paint Winter White	*UPG #2 C/S #4141 Misty Carrera	12881 handle
Master Ensuite Bathroom	*Cape Cod Paint Winter White	*UPG #2 C/S #4141 Misty Carrera	12881 handle
Second Ensuite Bathroom (If Applicable)	/	/	/

Appliances      Custom Size Fridge      Valance Lighting      Microwave / Range Hood  
☐ Yes ☒ No      ☐ Yes ☒ No      ☐ Yes ☒ No  
Cooktop / Rangetop      Built in Wall Oven      Slide-in Range  
☐ Yes ☒ No      ☐ Yes ☒ No      ☐ Yes ☒ No

Comment

2. Flooring

	Selection
Foyer	** 12x24" Mayfair Suave Bianco HD Rectified Porcelain Matte STACKED
Main Hall	**5" Kentwood Brushed Oak Stonecrop
Back Hall	/
Breakfast	** 12x24" Mayfair Suave Bianco HD Rectified Porcelain Matte STACKED
Laundry Room	/
Kitchen	** 12x24" Mayfair Suave Bianco HD Rectified Porcelain Matte STACKED
Powder Room	** 12x24" Mayfair Suave Bianco HD Rectified Porcelain Matte STACKED
Main Bathroom	** 12x24" Mayfair Suave Bianco HD Rectified Porcelain Matte STACKED
Master Ensuite	** 12x24" Mayfair Suave Bianco HD Rectified Porcelain Matte STACKED
Bathroom (If Applicable)	/
Mud Room	/
Master Ens. SH/FL	**UPG 2: 69-962 2x2" Mayfair Suave Bianco HD Basketweave Por. Mosaics
Living Room	/
Dining Room	/
Family / Great Room	**5" Kentwood Brushed Oak Stonecrop
Den / Library / Study	/
Basement Landing (If Applies)	/
Lower Landing (If Applicable)	**5" Kentwood Brushed Oak Stonecrop
Upper Landing	**5" Kentwood Brushed Oak Stonecrop
Upper Hall	**5" Kentwood Brushed Oak Stonecrop
Master Bedroom	MODERN STORY 1: 919 Early Frost
Bedroom #2	MODERN STORY 1: 919 Early Frost
Bedroom #3	MODERN STORY 1: 919 Early Frost
Bedroom #4	/
Bedroom #5	/
Master Ens. Shower Jamb	Anatolia Marmiline SNOW



Flooring Continued on Page 2

DS  
M

Initial: \_\_\_\_\_

Purchaser: JULIE MARQUIS      Property: 117 Block 83 of Plan -  
Telephone Res. / Bus: (705) 928-1300 /      Project: Lindsay 2017 Developments Inc.  
Decor Advisor: Samantha Castelli      Model and Elevation: Balsam Lake(2003)Elev B Opt Ensuite 3Be  
2. Flooring - Continued -

Upgrade Underpad	Type	Area
	Standard	Master Bedroom, Bedroom #2 and #3
Carpet on Stairs	Capped	Runner - *Upgrade
Comment		

3. Plumbing Fixtures / Faucets

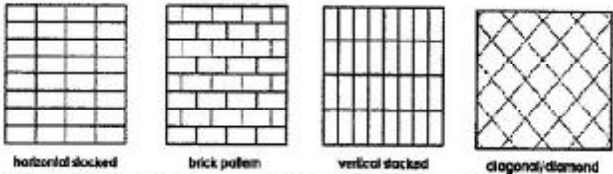
Kitchen	Standard	Second Ensuite		Powder Room	UPGRADE
Master Ensuite	UPGRADE			Other Room	
Main Bathroom	UPGRADE				

Comment  
NOTE: To supply and install the upgraded undermount kitchen sink, with the standard faucet. To supply and install all upgraded faucets and undermount sinks in ALL bathrooms

4. Wall Tile

	Tile Selection	Listello	Insert	Insert Selection
Main Bathroom	*12x24" Mayfair Suave Bianco HD Rect. Por. Matte STACK	<input type="checkbox"/>	<input type="checkbox"/>	
Master Ensuite				
Tub Deck	*12x24" Mayfair Suave Bianco HD Rect. Por. Matte STACK	<input type="checkbox"/>	<input type="checkbox"/>	
Tub Apron	*12x24" Mayfair Suave Bianco HD Rect. Por. Matte STACK	<input type="checkbox"/>	<input type="checkbox"/>	
Tub Surround	*12x24" Mayfair Suave Bianco HD Rect. Por. Matte STACK	<input type="checkbox"/>	<input type="checkbox"/>	
Shower Stall	*12x24" Mayfair Suave Bianco HD Rect. Por. Matte STACK	<input type="checkbox"/>	<input type="checkbox"/>	
Second Ensuite		<input type="checkbox"/>	<input type="checkbox"/>	
		<input type="checkbox"/>	<input type="checkbox"/>	
Kitchen Backsplash		<input type="checkbox"/>	<input type="checkbox"/>	
Complete Backsplash		<input type="checkbox"/>	<input type="checkbox"/>	

Comment  
To supply and install all wall tiles on the 24" side stacked horizontally



5. Fireplace

	Living Room			Family Room			Other Room - Specify		
	Purchased	As Per Plan	N/A	Purchased	As Per Plan	N/A	Purchased	As Per Plan	N/A
Fireplace Type	<input type="radio"/>	<input type="radio"/>	<input checked="" type="radio"/>	<input type="radio"/>	<input type="radio"/>	<input checked="" type="radio"/>	<input type="radio"/>	<input type="radio"/>	<input checked="" type="radio"/>
Mantle Type									
Over Mantle									
Colour / Stain									
Surround									
Hearth									
Comment									



DS  
M



**KINGSMEN**  
GROUP INC.**INTERIOR COLOUR SCHEME**

Lindsay PH. 1 Lot 117

**Purchaser:** JULIE MARQUIS**Property:** 117 Block 83 of Plan -**Telephone Res. / Bus:** (705) 928-1300 /**Project:** Lindsay 2017 Developments Inc.**Decor Advisor:** Samantha Castelli**Model and Elevation:** Balsam Lake(2003)Elev B Opt Ensuite 3Be**6. Trim Carpentry****Door Hardware** Standard Handle**Interior Trim** Standard**Comment****Interior Doors**☐ 2 Panel Arch Top☒ 2 Panel Square Top☐ 6 PanelDS  
JM

Initial for Door Style

**7. Railings and Pickets****Railing Package** UPG #1 Metal Pickets**Railing Colour** Kentwood Stonecrop**Picket Colour** Black Metal**Wood Stairs** ☐ No ☒ Oak**Tread Colour** Kentwood Stonecrop**Comment****8. Plaster Mouldings and Medallions****Foyer****Main Hall****Living Room****Dining Room****Family Room****Comment****Kitchen/Breakfast****Den/Library****Lower Landing****9. Wall Paint**

Kingsmen White

**Smooth Ceilings**☐ First Floor☐ First Floor incl. Second Floor Hall☐ First and Second Floor☒ Throughout☐ Not Applicable**Trim Paint** Kingsmen White**10. Additional Comments**

RECU/RECEIVED

21-09-2022


**11. Disclaimers and Notes**

- Colours of all materials are as close as possible to builder's selection, but not necessarily identical due to variances in manufacturing.
- Any extras listed above are null and void unless accompanied by a separate invoice/amendment. Said invoice must be paid in full.
- The Purchaser acknowledges that after Interior Colour Selection form is signed and dated, no further changes will be permitted other than re-selection due to unavailability. JM Purchaser's Initials
- The Purchaser acknowledges reading and accepting the "Kingsmen Group Décor Centre Disclaimers" form. This document contains other miscellaneous disclaimers.

**This Interior Colour Selection is final and approved by:**
**Purchaser** Julie Marquis **Date:** 9/21/2022  
**Signature:** 0006088075F3443...
**Vendor:**

Lindsay 2017 Developments Inc.

September 21/22



Capped Elec. on a separate switch



SUGARWOOD PHASE 1

LOT 117 (BLK 83)

UPG KICTHEN SINK

**BLANCO**

Sink Specifications

Colour                      SKU  
brushed finish            401247

Design and planning tips

- Min cabinet size: 36 in ( 915 mm )
- Bowl Depth: 9 in ( 230.0 mm )


Specifications:

Installation clips, Sink template, Installation instructions, 3 1/2" (90 mm) stainless steel strainers

Depending on cabinet construction, a different cabinet size may be required. Consult the cabinet manufacturer.

Codes/Standards: ASME A112.19.3-2017/ CSA B45.4-17

QUATRUS U 2



SUGARWOOD PHASE 1

LOT 117 (BLK 83)

UPG BATHROOM FAUCETS (CHROME)



Buy it for looks. Buy it for life.®

**FAUCET DESCRIPTION**

- Metal construction with chrome finish
- Flexible supply lines with 3/8" compression fittings
- Includes metal pop-up waste assembly
- Optional 3 hole deck plate (escutcheon) available

**OPERATION**

- Lever style handle
- Temperature controlled by 100° arc of handle travel
- Includes hot & cold temperature indicators

**FLOW**

- Flow is limited to 1.2 gpm max (4.5 L/min) at 60 psi

**CARTRIDGE**

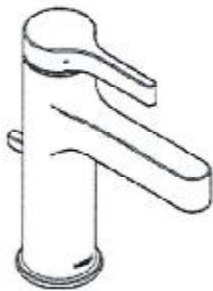
- 1255™ Duralast™ cartridge
- Nonmetallic/nonferrous and ceramic material

**STANDARDS**

- Third party certified to WaterSense,® ASME A112.18.1/CSA B125.1, and all applicable requirements referenced therein
- Certified to NSF 61/9 & 372
- Compliant with California water efficiency regulations
- Complies with California Proposition 65 and with the Federal Safe Drinking Water Act
- ADA ♿ for lever handle

**WARRANTY**

**Specifications**



**Vichy™**  
**Single-Handle Lavatory Faucet**

**Model:** 6710

**NOTE:** THIS FAUCET IS DESIGNED TO BE  
INSTALLED THRU 1 HOLE, 1-1/4" MIN. DIA.



SUGARWOOD PHASE 1

LOT 117 (BLK 83)

UPG BATHROOM SINKS

REQD/RECEIVED  
21-09-2022

CATENA  
RECTANGULAR UNDERMOUNT SINK

4210CIY Undermount Sink

PRODUCT SPECS:

- Vitreous china
- Front overflow hole
- Template and mounting hardware supplied

DIMENSIONS:

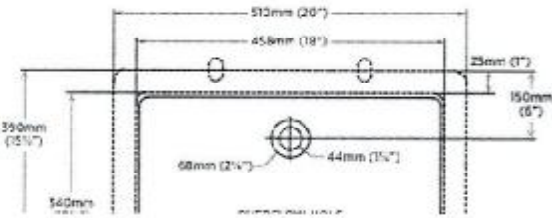
Outer:  
510mm W x 390mm D x 190mm H  
20" W x 15 1/2" D x 7 1/2" H  
Inner:  
458mm W x 340mm D x 140mm H  
18" W x 13 1/4" D x 5 1/2" H

COMPLIANCE CERTIFICATIONS

Meets or exceeds the following:  
- IAPMO cUPC  
- ASME A112.19.2 / CSA B45.1  
- OBC Section 3.9 Barrier Free design and CSA B651 Standard

SHIPPING

Cube 1.72  
GW 27 lbs



TO BE SPECIFIED

Colour:  
■ Soft White

NOTES: Dimensions of features are nominal and may vary within the range or tolerances established by ASME standard AS12.19.2. These measurements are subject to change in production. No responsibility is assumed for use of superseded or revised copies.  
Products are designed to comply with CSA C22.1 Standard and OBC (barrier-free requirements). It shall be the responsibility of the installer to comply with the local disability codes and standards prior to installing the product.

190mm (7 1/2 inches)