

KINGSMEN (THAMES) INC. / Havelock Corners (Kingsmen)

Lot/Unit: 27 Phase/Building: 5A Model/Floor Plan: Louis (4203) Elev C 4 Bed - 4+1 Bath

COUNTER TOP

Inv.5628	1 - As per schedule "PE": Vendor to include level 1, 2cm. quartz in all bathrooms, as per plan, in lieu of the included laminate countetops. Selections to be made from builders standard samples.	
Line 71836	Note:	
25May22 / 25May22		

ELECTRICAL

Inv.5628	1 - To supply & install the standard T.V. rough in in the great room and master bedroom... see sketh # 1 & # 2	
Line 71837	Note:	
25May22 / 25May22		
Inv.5628	1 - To supply & install the standard Phone (CAT 5) rough in in the great room, master bedroom & bedroom # 4 ... see sketh # 1 & # 2	
Line 71838	Note:	
25May22 / 25May22		
Inv.5628	1 - To SUPPLY AND INSTALL EXTRA CEILING BOX ROUGH IN CAPPED (DOES NOT INCLUDE SWITCH) over the kitchen island area... see sketch # 1	
Line 71839	Note: This capped elec. is connected to a sep. switch, switch sold sep.	
25May22 / 25May22		
Inv.5628	1 - To supply & install AN ADDITIONAL SINGLE POLE SWITCH connected to the upgrade capped elec. above the kitchen island area.	
Line 71840	Note:	
25May22 / 25May22		
Inv.5628	1 - Relocate the standard ceiling light from the upper stair landing to the O.T.B. area on the second floor.... see sketch # 2	
Line 71841	Note:	
25May22 / 25May22		

HEATING AND AIR CONDITIONING

Inv.5628	1 - As per schedule "PE": Vendor to install capped gas line (rough in only) at rear of home for future BBQ location. Location to be finalized at vendors sole discretion.	
Line 71834	Note:	
25May22 / 25May22		
Inv.5628	1 - As per schedule "PE": Vendor to supply & install air conditioning unit, sized accordingly, from vendors standard samples.	
Line 71835	Note:	
25May22 / 25May22		

KINGSMEN (THAMES) INC. / Havelock Corners (Kingsmen)

Lot/Unit: 27 Phase/Building: 5A Model/Floor Plan: Louis (4203) Elev C 4 Bed - 4+1 Bath

EXTRAS AS PER OFFER

5 FREE APPLIANCES – STAINLESS STEEL FRONT - FRIDGE; STOVE AND DISHWASHER. WHITE WASHER AND DRYER (SUPPLIED ONLY, NOT INSTALLED, FROM BUILDERS STANDARD LINE). AN APPLIANCES VOUCHER WILL BE GIVEN BY OUR DECOR CONSULTANT AT THE TIME OF BOOKING YOUR COLOUR A <i>Worksheet</i> Note:	
VENDOR TO INSTALL CAPPED GAS LINE (ROUGH-IN ONLY) AT REAR OF HOME FOR FUTURE BBQ LOCATION. LOCATION TO BE FINALIZED AT VENDORS SOLE DISCRETION. <i>Worksheet</i> Note:	
VENDOR TO SUPPLY & INSTALL AIR CONDITIONING UNIT, SIZED ACCORDINGLY, FROM VENDORS STANDARD SAMPLES. <i>Worksheet</i> Note:	
VENDOR TO INCLUDE LEVEL 1, 2CM QUARTZ IN ALL BATHROOMS, AS PER PLAN, IN LIEU OF THE INCLUDED LAMINATE COUNTER TOPS. SELECTIONS TO BE MADE FROM BUILDERS STANDARD SAMPLES. <i>Worksheet</i> Note:	

Purchasers: BIKRAMJEET SINGH SANDHU & GAGANDEEPProperty: 27 of Plan - Draft Approval SB17-03-08
Telephone Res. / Bus: (647) 303-7446 / Project: KINGSMEN (THAMES) INC.
Decor Advisor: Barbara Coccia Model and Elevation: Louis (4203) Elev C 4 Bed - 4+1 Bath
Layout Changes: ☐ Yes ☒ No Sketch Attached: ☒ Yes ☐ No Exterior Colour Scheme:

1. Cabinetry	Style and Colour	Counter Top	Hardware
Kitchen / Breakfast	#3 Simcoe Orchid	#1, C/S # 3040 Cement 3cm.	#12881 Handle
Kitchen Island	#3 Simcoe Orchid	#1, C/S # 3040 Cement 3cm.	#12881 Handle
Laundry Room	/		
Powder Room	#3 Simcoe Orchid	#1, C/S # 3040 Cement 2cm.	#12881 Handle
Main Bathroom	/	/	/
Master Ensuite Bathroom	#3 Simcoe Orchid	#1, C/S # 3040 Cement 2cm.	#12881 Handle
Second Ensuite Bathroom (If Applicable)	#3 Simcoe Orchid	#1, C/S # 3040 Cement 2cm.	#12881 Handle
Ensuite # 3 Bathroom	#3 Simcoe Orchid	#1, C/S # 3040 Cement 2cm.	#12881 Handle
Ensuite # 4 Bathroom	#3 Simcoe Orchid	#1, C/S # 3040 Cement 2cm.	#12881 Handle

Appliances Custom Size Fridge Valance Lighting Microwave / Range Hood
☐ Yes ☒ No ☐ Yes ☒ No ☐ Yes ☒ No
Cooktop / Rangetop Built in Wall Oven Slide-in Range
☐ Yes ☒ No ☐ Yes ☒ No ☐ Yes ☒ No

Comment /

2. Flooring

	Selection
Foyer	13 x 13" Cinq Black
Main Hall	3 1/2" Elements Oak Wolfhound
Back Hall	/
Breakfast	13 x 13" Cinq Black (including pantry)
Laundry Room	13 x 13" Cinq Black
Kitchen	13 x 13" Cinq Black
Powder Room	13 x 13" Cinq Black
Main Bathroom	/
Master Ensuite	13 x 13" Cinq Black
Bathroom (If Applicable)	Ens. #2, #3 & # 4 Bathroom: 13 x 13" Cinq Black
Mud Room	13 x 13" Cinq Black
Master & Ens. #'s bathroom	2x2" Ontario Snow White Matte
Living Room	(sitting room) 3 1/2" Elements Oak Wolfhound
Dining Room	/
Family / Great Room	3 1/2" Elements Oak Wolfhound
Den / Library / Study	/
Basement Landing (If Applies)	
Lower Landing (If Applicable)	3 1/2" Elements Oak Wolfhound
Upper Landing	3 1/2" Elements Oak Wolfhound
Upper Hall	Modern Story 1, # 927 Morning Rain
Master Bedroom	Modern Story 1, # 927 Morning Rain
Bedroom #2	Modern Story 1, # 927 Morning Rain
Bedroom #3	Modern Story 1, # 927 Morning Rain
Bedroom #4	Modern Story 1, # 927 Morning Rain
Bedroom #5	/
Master&Ens.#2ShowerJamb	Anatolia Marmiline SNOW

Flooring Continued on Page 2



Initial:  





Purchasers: BIKRAMJEET SINGH SANDHU & GAGANDEEPProperty: 27 of Plan - Draft Approval SB17-03-08
Telephone Res. / Bus: (647) 303-7446 / Project: KINGSMEN (THAMES) INC.
Decor Advisor: Barbara Coccia Model and Elevation: Louis (4203) Elev C 4 Bed - 4+1 Bath
2. Flooring - Continued -

Upgrade Underpad	Type	Area
	Standard	2nd. floor
Carpet on Stairs	Capped	Runner - *Upgrade
Comment	/	/

3. Plumbing Fixtures / Faucets

Kitchen	Standard	Second Ensuite	Standard	Powder Room	Standard
Master Ensuite	Standard			Other Room	
Main Bathroom		Ens. # 3 & #4 Bathroom	Standard		
Comment	Still to install the standard under mount kitchen sink with the standard single hole kitchen faucet NO PLATE. Still to install the standard top mount vanity sinks with the standard lav faucets in ALL bathrooms.				

4. Wall Tile

	Tile Selection	Listello	Insert	Insert Selection
Main Bathroom	/	<input type="checkbox"/>	<input type="checkbox"/>	
Master Ensuite	/	<input type="checkbox"/>	<input type="checkbox"/>	
Tub Deck	/	<input type="checkbox"/>	<input type="checkbox"/>	
Tub Apron	/	<input type="checkbox"/>	<input type="checkbox"/>	
Tub Surround	/	<input type="checkbox"/>	<input type="checkbox"/>	
Shower Stall	8x10" Cinq Black	<input type="checkbox"/>	<input type="checkbox"/>	
Second Ensuite	8x10" Cinq Black	<input type="checkbox"/>	<input type="checkbox"/>	
Ensuite #3'sBathroom	8x10" Cinq Black	<input type="checkbox"/>	<input type="checkbox"/>	
Ensuite #4'sBathroom	8x10" Cinq Black	<input type="checkbox"/>	<input type="checkbox"/>	
Kitchen Backsplash	/	<input type="checkbox"/>	<input type="checkbox"/>	
Complete Backsplash	/	<input type="checkbox"/>	<input type="checkbox"/>	
Comment	Install the standard 8x10" wall tile on the 10" side stacked horizontally where applicable.			
				
	horizontal stacked	brick pattern	vertical stacked	diagonal/diamond

5. Fireplace

	Living Room			Family Room			Other Room - Specify Great Room		
	Purchased	As Per Plan	N/A	Purchased	As Per Plan	N/A	Purchased	As Per Plan	N/A
Fireplace Type	<input type="radio"/>	<input type="radio"/>	<input checked="" type="radio"/>	<input type="radio"/>	<input type="radio"/>	<input checked="" type="radio"/>	<input type="radio"/>	<input checked="" type="radio"/>	<input type="radio"/>
Mantle Type							Front Facing		
Over Mantle							NF-8		
Colour / Stain							/		
Surround							White		
Hearth							/		
Comment	/								



Initials:  

Purchasers: BIKRAMJEET SINGH SANDHU & GAGANDEEP **Property:** 27 of Plan - Draft Approval SB17-03-08
Telephone Res. / Bus: (647) 303-7446 / **Project:** KINGSMEN (THAMES) INC.
Decor Advisor: Barbara Coccia **Model and Elevation:** Louis (4203) Elev C 4 Bed - 4+1 Bath

6. Trim Carpentry

Door Hardware Standard Handle

Interior Trim Standard

Comment

/

Interior Doors

☐ 2 Panel Arch Top

☒ 2 Panel Square Top

☐ 6 Panel

Initial for Door Style

BS BS

7. Railings and Pickets

Railing Package Standard oak STRAIGHT picket package

Railing Colour Elements Wolfhound

Picket Colour Elements Wolfhound

Wood Stairs ☐ No ☒ Oak

Tread Colour Elements Wolfhound

Comment

/

8. Plaster Mouldings and Medallions

Foyer /

Main Hall /

Living Room /

Dining Room /

Family Room /

Comment

/

Kitchen/Breakfast /

Den/Library /

Lower Landing /

9. Wall Paint

Kingsmen White

Smooth Ceilings

☐ First Floor

☐ First Floor incl. Second Floor Hall

☐ First and Second Floor

☒ Throughout

☐ Not Applicable

Trim Paint Kingsmen White

10. Additional Comments

/

RECEIVED

MAY 25 2022

11. Disclaimers and Notes

- Colours of all materials are as close as possible to builder's selection, but not necessarily identical due to variances in manufacturing.
- Any extras listed above are null and void unless accompanied by a separate invoice/amendment. Said invoice must be paid in full.
- The Purchaser acknowledges that after Interior Colour Selection form is signed and dated, no further changes will be permitted other than re-selection due to unavailability. BS Purchaser's Initials
- The Purchaser acknowledges reading and accepting the "Kingsmen Group Décor Centre Disclaimers" form. This document contains other miscellaneous disclaimers.

This Interior Colour Selection is final and approved by:

Purchaser:

Signature: Bi Kramjeet Singh Sandhu Date: 05.25.2022

Signature: Gagandeep Sandhu Date: 05.25.2022

Vendor:

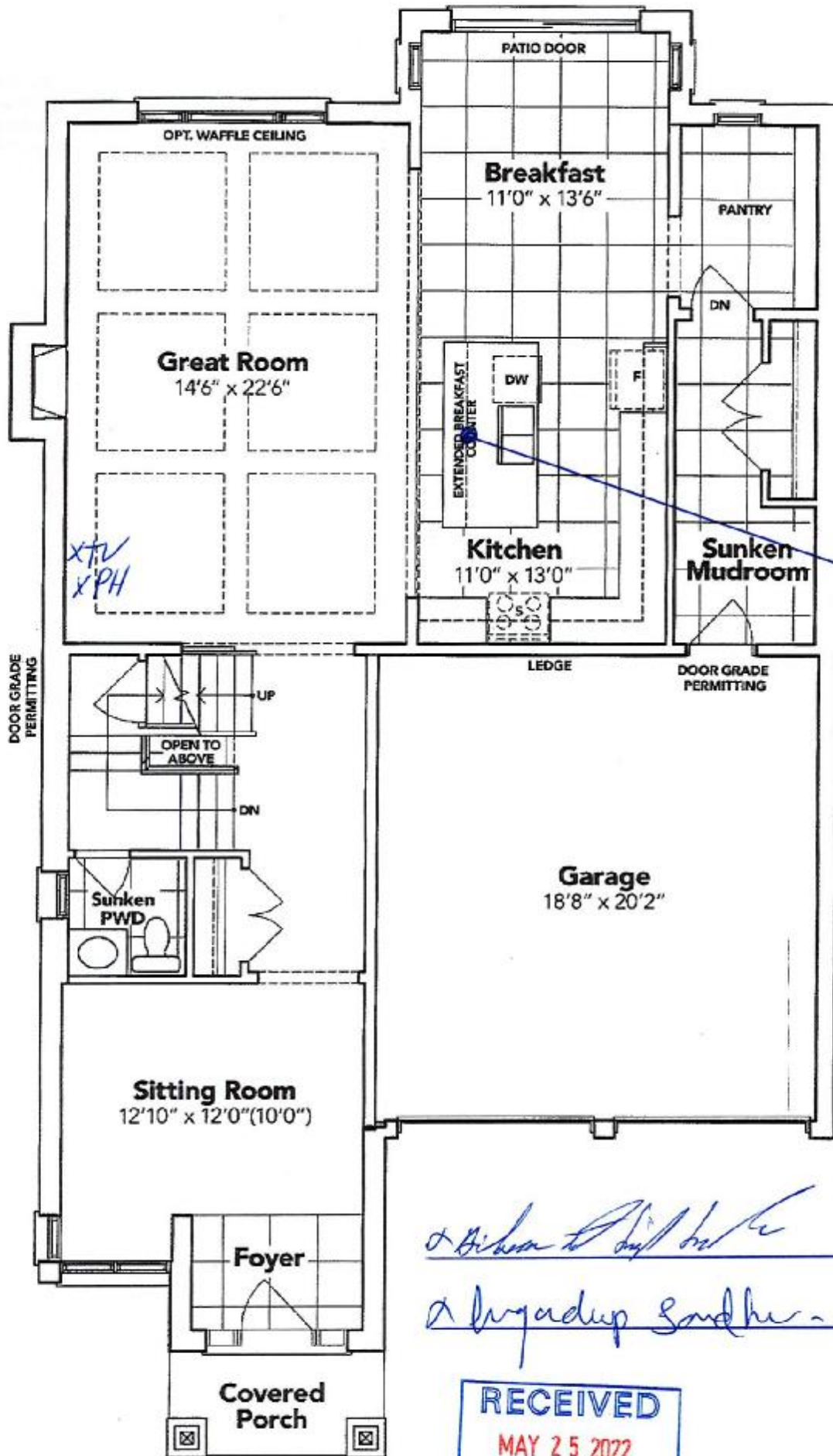
KINGSMEN (THAMES) INC.

may 25/22

SCHEDULE "B-1"
Floor Plan

Lot 27
Phase 5A
Model: Louis (4203) Elev C 4 Bed - 4+1 Bath
Court Standard

Sketch #1



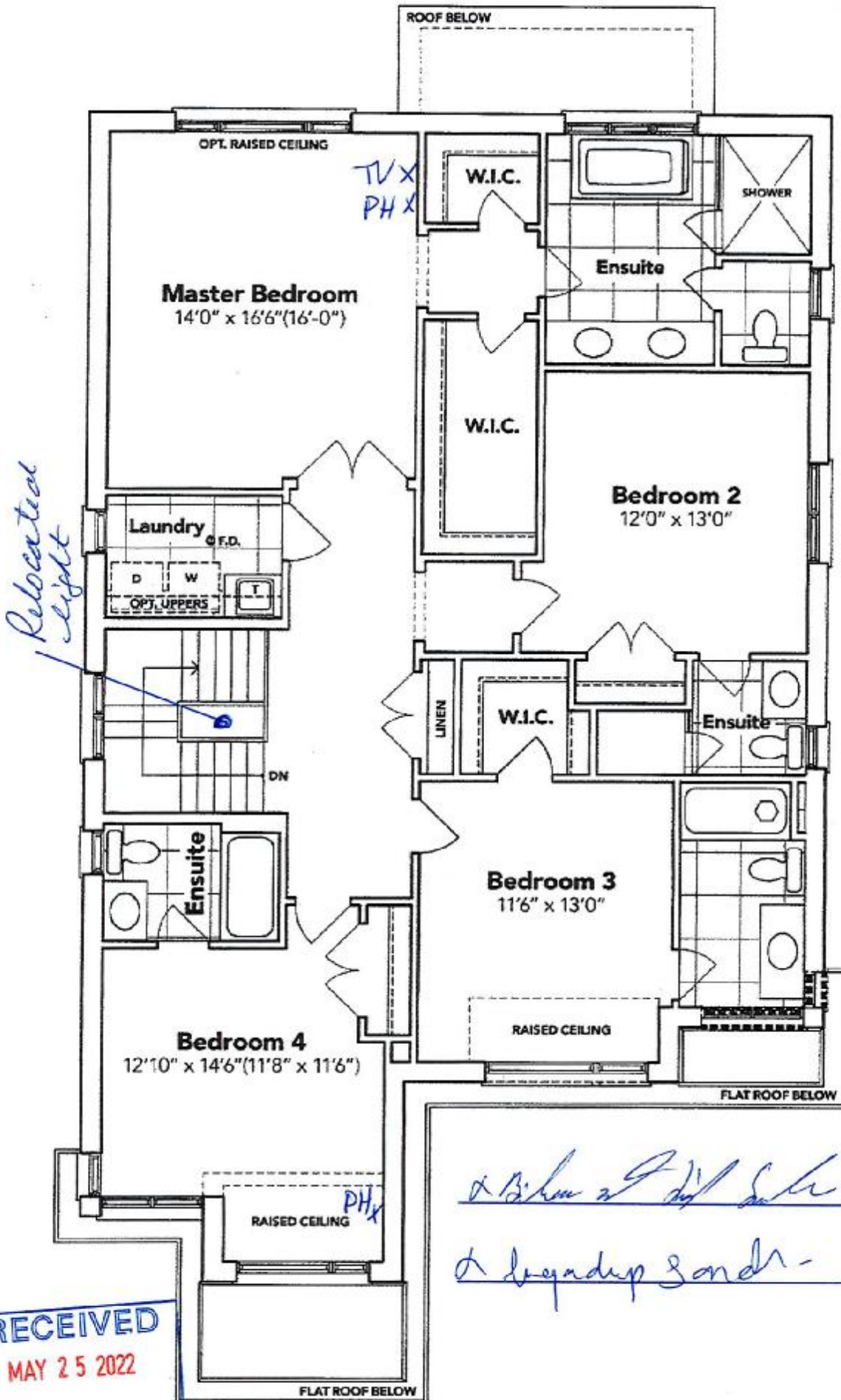
GROUND FLOOR EL. C

The floor plans and elevations shown are pre-construction plans and may be revised or improved as necessitated by architectural controls and the construction process. The measurements adhere to the rules and regulations of the TARION Warranty Corporation's official method for the calculation of floor area. Materials, specifications and floor plans are subject to change without notice. All house renderings are artist's concept only. Actual usable floor space may vary from the stated floor area. All options shown are upgrades, E. & O. E.

Floor Plan

Phase 5A
Model: Louis (4203) Elev C 4 Bed - 4+1 Bath
Court Standard

Sketch #2



2 Bikes 2 1/2' x 1' 1/2' x 1' 1/2'
2 Bicycles 2 1/2' x 1' 1/2' x 1' 1/2'

SECOND FLOOR EL. C

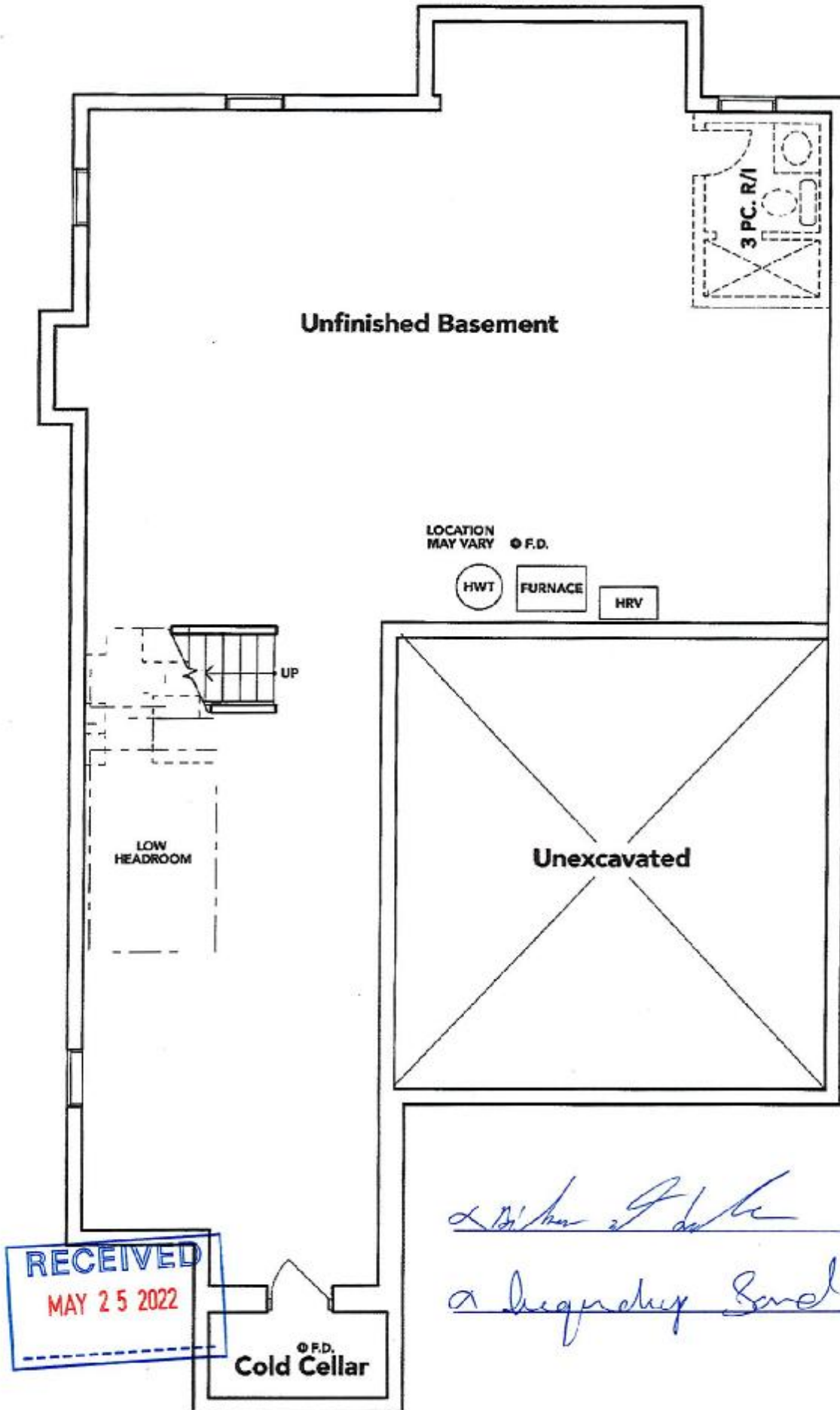
The floor plans and elevations shown are pre-construction plans and may be revised or improved as necessitated by architectural controls and the construction process. The measurements adhere to the rules and regulations of the TARIION Warranty Corporation's official method for the calculation of floor area. Materials, specifications and floor plans are subject to change without notice. All house renderings are artist's concept only. Actual usable floor space may vary from the stated floor area. All options shown are upgrades. E. & O. E.

SCHEDULE "B-1" - Page 3 of 3

SCHEDULE "B-1"
Floor Plan

Lot 27
Phase 5A
Model: Louis (4203) Elev C 4 Bed - 4+1 Bath
Court Standard

Sketch #3



BASEMENT EL. C

The floor plans and elevations shown are pre-construction plans and may be revised or improved as necessitated by architectural controls and the construction process. The measurements adhere to the rules and regulations of the TARIION Warranty Corporation's official method for the calculation of floor area. Materials, specifications and floor plans are subject to change without notice. All house renderings are artist's concept only. Actual usable floor space may vary from the stated floor area. All options shown are upgrades. E. & O. E.