

KINGSMEN (THAMES) INC. / Havelock Corners (Kingsmen)

Lot/Unit: 67 Phase/Building: 5A Model/Floor Plan: Andrew (3603) Elev C 4 Bed - 2+1 Bath

COUNTER TOP

Inv.5441	1 - As per schedule "PE": Vendor to include level 1, 2cm. quartz in all bathrooms, as per plan, in lieu of the included lamiante counter tops. Selections to be made from builders standard samples.	
Line 70213	Note:	
14Mar22 / 14Mar22		

HEATING AND AIR CONDITIONING

Inv.5441	1 - As per schedule "PE": Vendor to install capped gas line (rough in only) at rear of home for future BBQ location. Location to be finalzied at vendors sole discretion.	
Line 70211	Note:	
14Mar22 / 14Mar22		

HVAC

Inv.5441	1 - As per schedule "PE": Vendor to supply & install air conditioning unit, sized accordingly, from vendors standard samples.	
Line 70212	Note:	
14Mar22 / 14Mar22		

MISCELLANEOUS

Inv.5441	1 - To supply & install the optional side door, if grade permits... see sketch # 1	
Line 70214	Note:	
14Mar22 / 14Mar22		
Inv.5441	1 - To supply & install a stand up shower in lieu of the standard bathtub enclouser in the main bathroom . This will include a shower pot light, frameless glass panel and door... see sketch # 2	
Line 70215	Note:	
14Mar22 / 14Mar22		

PLUMBING

Inv.5441	2 - Raise the toe tester to approx. 28" + - up from the floor for the master ensuite shower and the main bathroom shower.	
Line 70216	Note:	
14Mar22 / 14Mar22		

KINGSMEN (THAMES) INC. / Havelock Corners (Kingsmen)

Lot/Unit: 67 Phase/Building: 5A Model/Floor Plan: Andrew (3603) Elev C 4 Bed - 2+1 Bath

EXTRAS AS PER OFFER

CAPPING

REFERAL

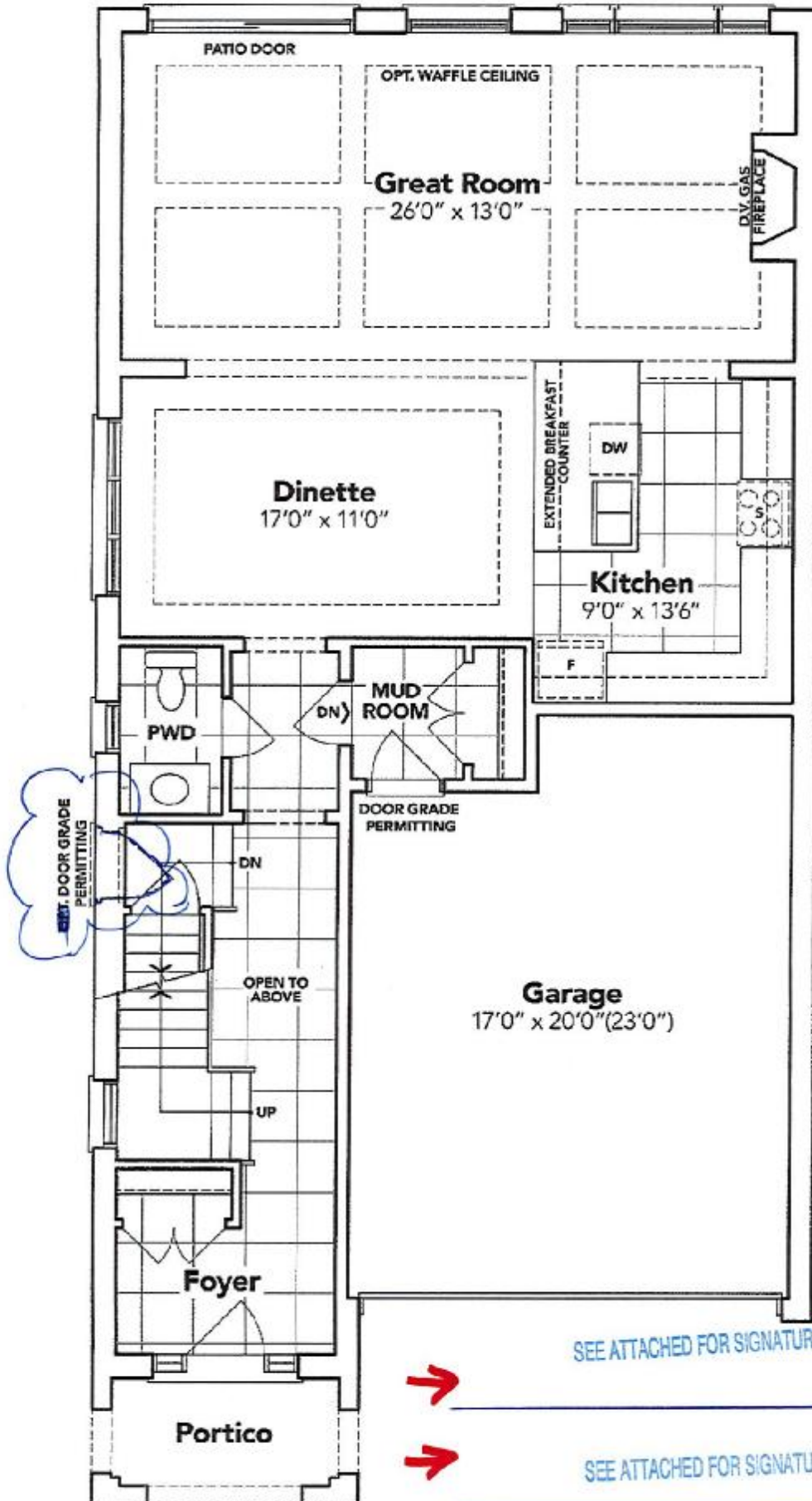
UPGRADES

5 FREE APPLIANCES–STAINLESS STEEL FRONT-FRIDGE;STOVE & DISHWASHER. WHITE WASHER AND DRYER (SUPPLIED ONLY,NOT INSTALLED,FROM BUILDERS STANDARD LINE).AN APPLIANCES VOUCHER WILL BE GIVEN BY OUR DECOR CONSULTANT AT THE TIME OF BOOKING YOUR COLOUR APPTMENT. <i>Worksheet</i> Note:	
VENDOR TO INSTALL CAPPED GAS LINE (ROUGH-IN ONLY) AT REAR OF HOME FOR FUTURE BBQ LOCATION. LOCATION TO BE FINALIZED AT VENDORS SOLE DISCRETION. <i>Worksheet</i> Note:	
VENDOR TO SUPPLY & INSTALL AIR CONDITIONING UNIT, SIZED ACCORDINGLY, FROM VENDORS STANDARD SAMPLES. <i>Worksheet</i> Note:	
VENDOR TO INCLUDE LEVEL 1, 2CM QUARTZ IN ALL BATHROOMS, AS PER PLAN, IN LIEU OF THE INCLUDED LAMINATE COUNTER TOPS. SELECTIONS TO BE MADE FROM BUILDERS STANDARD SAMPLES. <i>Worksheet</i> Note:	

SCHEDULE "B-1"
Floor Plan

Lot 67
Phase 5A
Model: Andrew (3603) Elev C 4 Bed - 2+1 Bath
Standard

Sketch #1

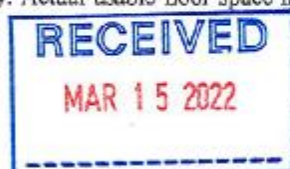


SEE ATTACHED FOR SIGNATURES

SEE ATTACHED FOR SIGNATURES

GROUND FLOOR EL. C

The floor plans and elevations shown are pre-construction plans and may be revised or improved as necessitated by architectural controls and the construction process. The measurements adhere to the rules and regulations of the TARION Warranty Corporation's official method for the calculation of floor area. Materials, specifications and floor plans are subject to change without notice. All house renderings are artist's concept only. Actual usable floor space may vary from the stated floor area. All options shown are upgrades. E. & O. E.



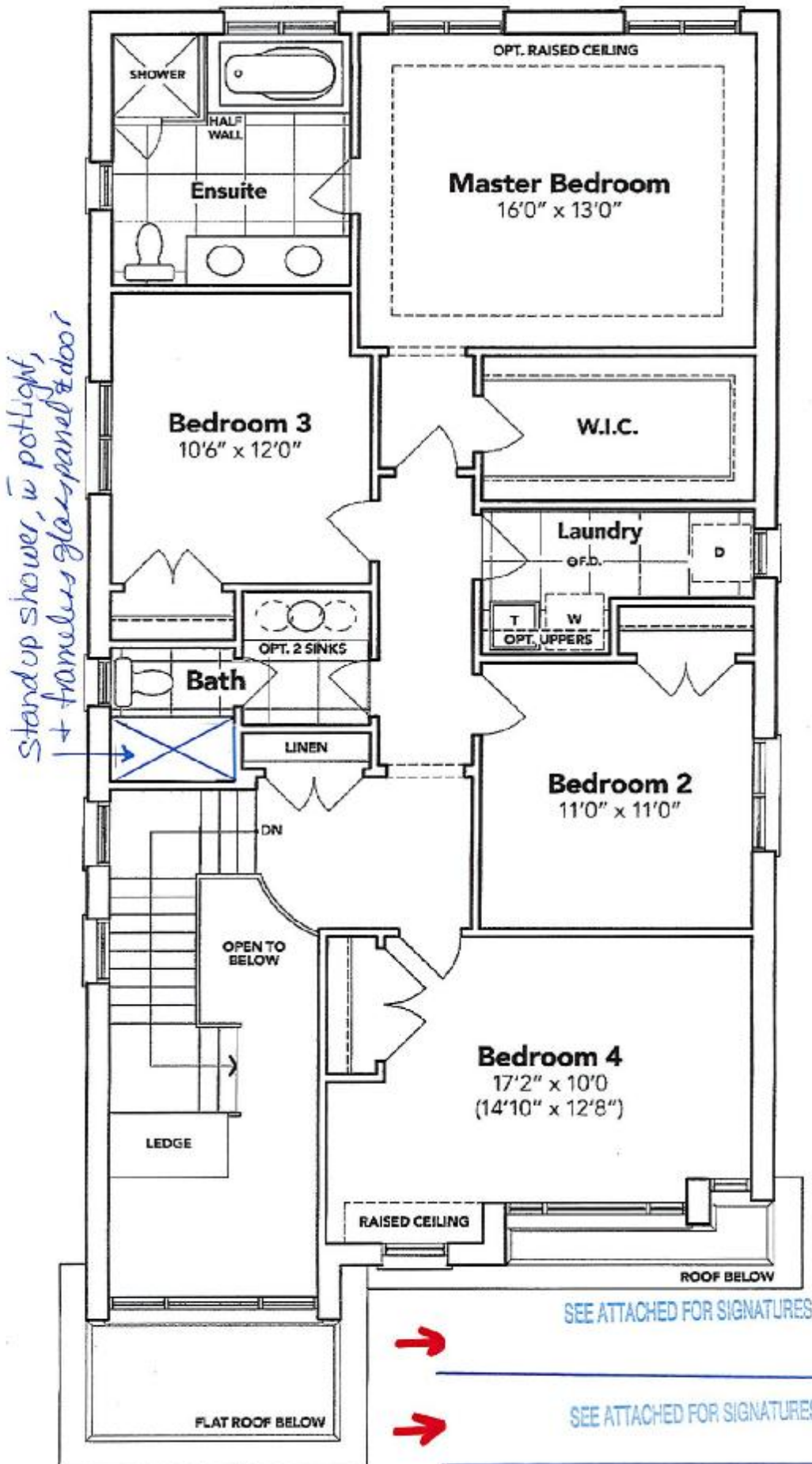
SCHEDULE "B-1" - Page 3 of 3

Initials: AS HB

SCHEDULE "B-1" Floor Plan

Lot 57
Phase 5A
Model: Andrew (3603) Elev C 4 Bed - 2+1 Bath
Standard

Sketch #2



SECOND FLOOR EL. C

The floor plans and elevations shown are pre-construction plans and may be revised or improved as necessitated by architectural controls and the construction process. The measurements adhere to the rules and regulations of the TARION Warranty Corporation's official method for the calculation of floor area. Materials, specifications and floor plans are subject to change without notice. All house renderings are artist's concept only. Actual usable floor space may vary from the stated floor area. All options shown are upgrades. E. & O. E.



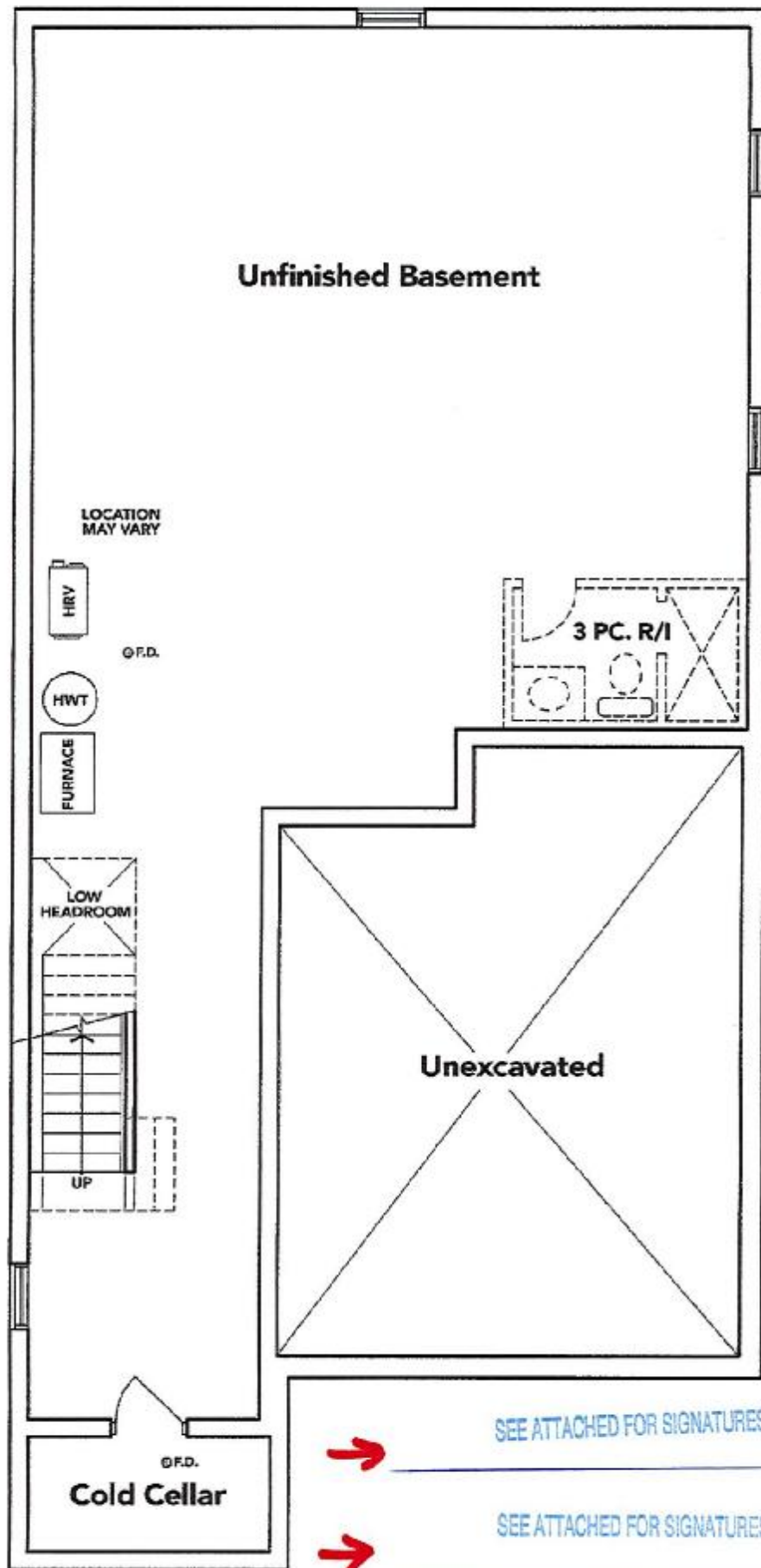
SCHEDULE "B-1" - Page 2 of 3

Initials: AS HK

SCHEDULE "B-1"
Floor Plan

Lot 67
Phase 5A
Model: Andrew (3603) Elev C 4 Bed - 2+1 Bath
Standard

Sketch 43



BASEMENT EL. C

The floor plans and elevations shown are pre-construction plans and may be revised or improved as necessitated by architectural controls and the construction process. The measurements adhere to the rules and regulations of the TARIION Warranty Corporation's official method for the calculation of floor area. Materials, specifications and floor plans are subject to change without notice. All house renderings are artist's concept only. Actual usable floor space may vary from the stated floor area. All options shown are upgrades. E. & O. E.



SCHEDULE "B-1" - Page 1 of 3

Initials: MS HK