

Kingsmen (Thames) Inc. / Havelock Corners (Kingsmen)

Lot/Unit: 15 Phase/Building: 4B Model/Floor Plan: Kensington(6001)Elev A OPT GRND 4
BED-4+1 BATH

CABINETRY

Inv.5086	1 - To increase stove opening from 30" to 36"	
Line 66594	Note:	
18Aug21 / 7Oct21		
Inv.5113	1 - Delete the standard fridge spec's provided on Aug. 19 2021.	
Line 67234	Note:	
1Oct21 / 7Oct21		
Inv.5113	1 - To supply & install accomododations for the 48" built in refrreigerator with overlay/proud installation (Typically the door of this unit proturde beyond the cabients and have a visible vent or grill) (Decorative panels not included).see spec's attached.	
Line 67235	Note:	
1Oct21 / 7Oct21		

CABINETRY MICROWAVE OVEN STOVE COOKTOP

Inv.5086	1 - To supply and install a WALL CABINET WITH SHELF FOR MICROWAVE - FINISHED INTERIOR - OPENING 24INCHESW X 13 3 - 4INCHESH X 17INCHESD - CLASSIC SERIES.. see sketch #1	
Line 66593	Note:	
18Aug21 / 7Oct21		

COUNTER TOP

Inv.5086	1 - As per schedule "PE": Vendor to include level 1, 2cm. granite or quartz in all bathrooms, as per plan, in lieu of the included laminate counter tops. Selections to be made from builders standard samples.	
Line 66534	Note:	
18Aug21 / 7Oct21		

ELECTRICAL

Inv.5086	1 - To supply and install the standard T.V Rough-in, in the Great Room and Master Bedroom... see sketch #1 and #2	
Line 66585	Note:	
18Aug21 / 7Oct21		
Inv.5086	1 - To supply and install the standard Phone (CAT 5) rough-in, in the Great Room, Master Bedroom and Library... see sketch #1 and #2	
Line 66586	Note:	
18Aug21 / 7Oct21		
Inv.5086	1 - To SUPPLY AND INSTALL AN ADDITIONAL BASIC RECEPTACLE (NOT DEDICATED) centered +- over the F/P Mantle in the Great Room at approx. 66" +- up from the floor.. see sketch #1	
Line 66587	Note: This is for a future wall mount T.V.	
18Aug21 / 7Oct21		
Inv.5086	1 - To SUPPLY AND INSTALL CONDUIT FOR TV OVER THE FIREPLACE next to +- the upg. elec outlet in the Great Room – TERMINATED IN SAME ROOM next to +- the upg. T.V and Phone rough-in... see sketch #1	
Line 66588	Note: This is for a future wall mount T.V.	
18Aug21 / 7Oct21		

Kingsmen (Thames) Inc. / Havelock Corners (Kingsmen)

**Lot/Unit: 15 Phase/Building: 4B Model/Floor Plan: Kensington(6001)Elev A OPT GRND 4
BED-4+1 BATH**

Inv. 5086 Line 66589 18Aug21 / 7Oct21	1 - To SUPPLY AND INSTALL REINFORCING FOR A CEILING to the Open to Below Area in the Foyer.. see sketch #2 Note:	
Inv. 5086 Line 66591 18Aug21 / 7Oct21	1 - To supply and install the standard kitchen hoodfan style in 36" Note:	
Inv. 5086 Line 66592 18Aug21 / 7Oct21	1 - To supply SUPPLY AND INSTALL AN ADDITIONAL BASIC RECEPTACLE (DEDICATED CIRCUIT AND INCLUDES ARC FAULT BREAKER) for microwave shelf.. see sketch #1 Note:	

HEATING AND AIR CONDITIONING

Inv. 5086 Line 66531 18Aug21 / 7Oct21	1 - As per schedule "PE": Vendor to install capped gas line (rough in only) at rear of home for future BBQ location. Location to be finalized at vendors sole discretion. Note:	
Inv. 5086 Line 66532 18Aug21 / 7Oct21	1 - As per schedule "PE": Vendor to install gas line (rough in only) to kitchen in as stove location (as per plan) to include 110 V code requirement. Note:	
Inv. 5086 Line 66533 18Aug21 / 7Oct21	1 - As per schedule "PE": Vendor to supply & install air conditioning unit, sized accordingly, from vendors standard samples. Note:	

HVAC

Inv. 5086 Line 66581 18Aug21 / 7Oct21	1 - To supply and install a humidifier Note:	
---	--	--

MISCELLANEOUS

Inv. 5113 Line 67237 1Oct21 / 7Oct21	1 - Purchaser has selected their interior finishes on Oct. 1, 2021. Note:	
--	---	--

PAINT AND DRYWALL

Inv. 5086 Line 66582 18Aug21 / 7Oct21	1 - To supply and install the optional Waffle ceiling in Great Room... see sketch #1 Note:	
---	--	--

PLUMBING

Inv. 5086 Line 66595 18Aug21 / 7Oct21	1 - To supply a WATERLINE ROUGH-IN TO THE FRIDGE LOCATION (NO HOOK UP) Note:	
---	--	--

Kingsmen (Thames) Inc. / Havelock Corners (Kingsmen)

Lot/Unit: 15 Phase/Building: 4B Model/Floor Plan: Kensington(6001)Elev A OPT GRND 4
BED-4+1 BATH

Inv.5113	7 - To supply and install VANITY SINK - CONTRAC CATENA UNDERMOUNT - MODEL 4210CIY in ALL BATHROOMS in lieu of the standard topmount sinks.. see spec's	
Line 67231	Note:	
1Oct21 / 7Oct21		
Inv.5113	1 - To supply and install the KITCHEN SINK - BLANCO QUATRUS U2 UNDERMOUNT - MODEL 401247 in lieu of the standard kitchen sink	
Line 67232	Note: STILL TO INSTALL THE STANDARD SINGLE HOLE FAUCET	
1Oct21 / 7Oct21		
Inv.5113	1 - To supply and install KITCHEN SOAP DISPENSER - MOEN CHROME - MODEL 3944 in the kitchen.. see spec's and sketch #4	
Line 67233	Note:	
1Oct21 / 7Oct21		

TILE - FLOOR

Inv.5113	1 - To supply & install the UPGRADE 1 - SHOWER FLOOR TILE - - ENSUITE 3 SHOWER FLOOR TILE ...	
Line 67290	Note:	
1Oct21 / 7Oct21		
Inv.5113	1 - To supply & install the UPGRADE 1 - SHOWER FLOOR TILE - - ENSUITE 4 SHOWER FLOOR TILE	
Line 67291	Note:	
1Oct21 / 7Oct21		
Inv.5113	1 - To supply and install UPGRADE 1 - FLOOR TILE - STACKED - ENSUITE 3 FLOOR TILE in lieu of the standrad floor tile	
Line 67224	Note:	
1Oct21 / 7Oct21		
Inv.5113	1 - To supply and install UPGRADE 1 - FLOOR TILE - STACKED - ENSUITE 4 FLOOR TILE in lieu of the standard floor tile	
Line 67226	Note:	
1Oct21 / 7Oct21		
Inv.5113	1 - To supply and install UPGRADE 4 - FLOOR TILE - STACKED - FOYER TILE in lieu of the standard floor tile	
Line 67215	Note:	
1Oct21 / 7Oct21		
Inv.5113	1 - To supply and install UPGRADE 4 - FLOOR TILE - STACKED- KITCHEN/BREAKFAST TILE in lieu of the standard floor tile	
Line 67216	Note:	
1Oct21 / 7Oct21		
Inv.5113	1 - To supply and install UPGRADE 4 - FLOOR TILE - STACKED- MUDROOM TILE in lieu of the standard floor tile	
Line 67217	Note:	
1Oct21 / 7Oct21		
Inv.5113	1 - To supply and install UPGRADE 4 - FLOOR TILE -STACKED - POWDER ROOM TILE in lieu of the standard floor tile	
Line 67218	Note:	
1Oct21 / 7Oct21		

Kingsmen (Thames) Inc. / Havelock Corners (Kingsmen)

Lot/Unit: 15 Phase/Building: 4B Model/Floor Plan: Kensington(6001)Elev A OPT GRND 4
BED-4+1 BATH

Inv.5113	1 - To supply and install UPGRADE 4 - FLOOR TILE - STACKED - HALLWAY TILE in lieu of the standard floor tile	
Line 67219	Note:	
1Oct21 / 7Oct21		
Inv.5113	1 - To supply and install UPGRADE 4 - FLOOR TILE - STACKED -BACK HALLWAY TILE in lieu of the standard floor tile	
Line 67220	Note:	
1Oct21 / 7Oct21		
Inv.5113	1 - To supply and install UPGRADE 1 - SHOWER FLOOR TILE - - MASTER ENSUITE SHOWER FLOOR TILE in lieu of the standard	
Line 67221	Note:	
1Oct21 / 7Oct21		

TILE - WALL

Inv.5113	1 - To supply and install the Master Ensuite wall tile on the 10" side on in a 70/30+- offset brick pattern.. see sketch #5	
Line 67222	Note:	
1Oct21 / 7Oct21		
Inv.5113	1 - To supply and install UPGRADE 1 - WALL TILE - STACKED HORIZONTALLY ENSUITE 3 WALL TILE in lieu of the standard wall tile	
Line 67223	Note:	
1Oct21 / 7Oct21		
Inv.5113	1 - To supply and install UPGRADE 1 - WALL TILE - STACKED HORIZONTALLY - ENSUITE 5 WALL TILE in lieu of the standard wall tile	
Line 67227	Note:	
1Oct21 / 7Oct21		
Inv.5113	1 - To supply and install UPGRADE 1 - WALL TILE - STACKED HORIZONTALLY - ENSUITE 4 WALL TILE in lieu of the standard wall tile	
Line 67225	Note:	
1Oct21 / 7Oct21		

TRIM

Inv.5113	1 - To supply and install INTERIOR DOORS - UPGRADE TO LIVINGSTON HOLLOW CORE in lieu of the standard interior doors	
Line 67228	Note:	
1Oct21 / 7Oct21		
Inv.5113	1 - To supply and install DOOR LEVER - UPGRADE TO HALIFAX SQUARE ROSE PASSAGE LEVERS - MATTE BLACK (MATCHING HINGES INCLUDED) in lieu of the standard hardware	
Line 67229	Note:	
1Oct21 / 7Oct21		



CONSTRUCTION SUMMARY

Kingsmen (Thames) Inc. / Havelock Corners (Kingsmen)

Lot/Unit: 15 Phase/Building: 4B Model/Floor Plan: Kensington(6001)Elev A OPT GRND 4
BED-4+1 BATH
EXTRAS AS PER OFFER

VENDOR TO INSTALL CAPPED GAS LINE (ROUGH-IN ONLY) AT REAR OF HOME FOR FUTURE BBQ LOCATION. LOCATION TO BE FINALIZED AT VENDORS SOLE DISCRETION. <i>Worksheet</i> Note:	
VENDOR TO INSTALL GAS LINE (ROUGH-IN ONLY) TO KITCHEN IN AT STOVE LOCATION (AS PER PLAN) TO INCLUDE 110V CODE REQUIREMENT. <i>Worksheet</i> Note:	
VENDOR TO SUPPLY & INSTALL AIR CONDITIONING UNIT, SIZED ACCORDINGLY, FROM VENDORS STANDARD SAMPLES. <i>Worksheet</i> Note:	
VENDOR TO INCLUDE LEVEL 1, 2CM GRANITE OR QUARTZ IN ALL BATHROOMS, AS PER PLAN, IN LIEU OF THE INCLUDED LAMINATE COUNTER TOPS. SELECTIONS TO BE MADE FROM BUILDERS STANDARD SAMPLES. <i>Worksheet</i> Note:	

Invoice			
Havelock Corners (Kingsmen) - Phase 4B			
PURCHASER: JAGDISH S JAWANDA		Printed: 7-Oct-21 4:23 pm	
LOT NUMBER 15	PHASE 4B	HOUSE TYPE Kensington(6001)Elev A OPT GRND 4 BED-4+1 BATH	CLOSING DATE 22-Aug-22
ITEM	QTY	EXTRA / CHANGE	PRICE INTERNAL USE

PURCHASER ACKNOWLEDGEMENT

KINGSMEN DÉCOR CENTRE

Purchaser's order for upgrades MUST ACCOMPANY ALL UPGRADED SELECTIONS OR THESE UPGRADES WILL NOT BE DONE.

Every effort will be made to ensure that colours and materials selected are as close as possible to sample. However, due to vanances in manufacturing and scheduling, we do not guarantee identical colour matching.

MARBLE: Due to the many variables that can affect the pattern and/or design, frequently the marble installed on the fireplace and thresholds will not be identical to the samples. We will make every attempt to come as close to the samples as possible but cannot be responsible for results, which differ from the samples.

STAINS: Due to the many variables that can affect the outcome of a stain colour on wood, staircases and pickets and rails will not be identical to samples. Factors such as density, age, humidity, air temperature, and the uniqueness of each piece of wood can result in wide variations in darkness or lightness. We will make every attempt to come as close to the samples as possible, but cannot be responsible for results, which differ from the samples. Note: The stain on pre-finished hardwood floors will not be an exact match to the stain colours available on stairs, pickets and rails. The Purchaser is responsible for choosing the stain on these areas to their satisfaction.

HARDWOOD FLOORING: The purchaser is advised that cupping and shrinkage are characteristics of hardwood flooring normally appearing some time after installation, and no warranty is provided by the flooring supplier with respect to such cupping and shrinkage. The vendor agrees to install any hardwood flooring ordered by the purchaser in a good and workmanlike manner, but shall not be responsible for, and is hereby released by the purchaser from responsibility and liability for cupping and shrinkage of hardwood flooring. The Purchaser acknowledges that they must maintain adequate humidity/moisture level within the home to help prevent potential problems with hardwood. Note: No two pieces of wood are identical. Variations in colour tone and grain patterns make a perfect colour match virtually impossible. It is generally agreed that these variations add to the natural beauty of wood floors.

APPLIANCES: All Fridge Openings to be 36" total width. Please advise décor Centre at time of colour appointment if custom sizing of cabinets is required for built-in appliances. The Purchaser is responsible for all costs & fees associated with changes to pre-manufactured kitchens made subsequent to colour appointments.

KITCHEN CABINETS: The kitchen you purchase will undoubtedly contain slight colour variations. The degree of these variations is virtually impossible to determine before the kitchen is installed in its intended location. The amount of and type of lighting will also affect various highlights in the finish. Note: No two pieces of wood are identical. Variations in colour tone and grain patterns make a perfect colour match virtually impossible. It is generally agreed that these variations add to the natural beauty of a wood kitchen.

CERAMIC TILES: The purchaser is advised that shade variables may exist in some tiles. The sample tiles in the Design Centre may not be an exact match to the tiles installed in your home. Note: there may be variations of height on any flooring transition changes.

****NO FURTHER CHANGES WILL BE ACCEPTED TO ANY ITEM UPON COMPLETION OF THE STRUCTURAL APPOINTMENT****

****NO FURTHER CHANGES WILL BE ACCEPTED TO ANY ITEM UPON COMPLETION OF THE COLOUR CHART****

SEE ATTACHED FOR SIGNATURES



PREPARED BY: Barbara Coccia
LOCKED BY: Barbara Coccia
PE 5.113-4
InvoiceSQL.rpt 26mar21

CONSTRUCTION SCHEDULING APPROVAL	
PER:	_____
DATE:	_____

Purchaser: JAGDISH S JAWANDA Property: 15 of Plan - Draft Approval SB17-03-08
 Telephone Res. / Bus: / Project: Kingsmen (Thames) Inc.
 Decor Advisor: Barbara Coccia Model and Elevation: Kensington(6001)Elev A OPT GRND 4 BEI
 Layout Changes: ☐ Yes ☒ No Sketch Attached: ☒ Yes ☐ No Exterior Colour Scheme:

1. Cabinetry

	Style and Colour	Counter Top	Hardware
Kitchen / Breakfast	#6 Toronto Paint Winter White	#1 C/S #9141 Ice Snow 3cm	12843 Handle
Kitchen Island	#6 Toronto Paint Winter White	#1 C/S #9141 Ice Snow 3cm	12843 Handle
Laundry Room	/	/	/
Powder Room	#6 Toronto Paint Winter White	#1 C/S #9141 Ice Snow 2cm	12843 Handle
Main Bathroom	(Bed. #5 Bath)-#6 Toronto Paint Orchid	#1 C/S #3040 Cement 2cm	/
Master Ensuite Bathroom	#6 Toronto Paint Winter White	#1 C/S #9141 Ice Snow 2cm	12843 Handle
Second Ensuite Bathroom (If Applicable)	#6 Toronto Paint Winter White	#1 C/S #9141 Ice Snow 2cm	12843 Handle
Bedroom #3 Bathroom	#6 Toronto Paint Orchid	#1 C/S #3040 Cement 2cm	12843 Handle
Bedroom #4 Bathroom	#6 Toronto Paint Orchid	#1 C/S #3040 Cement 2cm	12843 Handle

Appliances Custom Size Fridge ☒ Yes ☐ No Valance Lighting ☐ Yes ☒ No Microwave / Range Hood ☐ Yes ☒ No
 Cooktop / Rangetop ☐ Yes ☒ No Built in Wall Oven ☐ Yes ☒ No Slide-in Range ☐ Yes ☒ No
 Comment

2. Flooring

	Selection
Foyer	**UPG #4: 24x24" Stella Argento HD Polished Rect. Porcelain STACKED
Main Hall	**UPG #4: 24x24" Stella Argento HD Polished Rect. Porcelain STACKED
Back Hall	**UPG #4: 24x24" Stella Argento HD Polished Rect. Porcelain STACKED
Breakfast	**UPG #4: 24x24" Stella Argento HD Polished Rect. Porcelain STACKED
Laundry Room	12x24" Regency Mica HD Porcelain Tile STACKED
Kitchen	**UPG #4: 24x24" Stella Argento HD Polished Rect. Porcelain STACKED
Powder Room	**UPG #4: 24x24" Stella Argento HD Polished Rect. Porcelain STACKED
Main Bathroom	(Bedroom #2 Bathroom)-13x13" Cinq Grey
Master Ensuite	12x24" Regency Carbon HD Porcelain Tile STACKED SH/FL: *upg 1: 2x2" Land Plain Black
Bathroom (If Applicable)	(Bedroom #3 Bathroom)*Upg 1:13x13"Satin Black Porcelain tile SH/FL:upg 1 2x2" Land Plain Black
Mud Room	**UPG #4: 24x24" Stella Argento HD Polished Rect. Porcelain STACKED
Bedroom #4 Bathrom	*Upg 1:13x13"Satin Black Porcelain tile SH/FL:upg 1 2x2" Land Plain Black
Living Room	5" Elements Brushed Oak Wolverine
Dining Room	5" Elements Brushed Oak Wolverine
Family / Great Room	5" Elements Brushed Oak Wolverine
Den / Library / Study	5" Elements Brushed Oak Wolverine
Basement Landing (If Applies)	Basement Foyer: 13x13" Cinq Grey
Lower Landing (If Applicable)	5" Elements Brushed Oak Wolverine
Upper Landing	5" Elements Brushed Oak Wolverine
Upper Hall	5" Elements Brushed Oak Wolverine
Master Bedroom	5" Elements Brushed Oak Wolverine
Bedroom #2	5" Elements Brushed Oak Wolverine
Bedroom #3	5" Elements Brushed Oak Wolverine
Bedroom #4	5" Elements Brushed Oak Wolverine
Bedroom #5	5" Elements Brushed Oak Wolverine
Shower Jambs	Master, Bedroom #3, #4 and #5: Anatolia Marmiline SNOW

SEE ATTACHED FOR SIGNATURES

Flooring Continued on Page 2

Initial: 

Page 1 of 3

Purchaser: JAGDISH S JAWANDA

Property: 15 of Plan - Draft Approval SB17-03-08

Telephone Res. / Bus: /

Project: Kingsmen (Thames) Inc.

Decor Advisor: Barbara Coccia

Model and Elevation: Kensington(6001)Elev A OPT GRND 4 BEI

2. Flooring - Continued -

Upgrade Underpad	Type	Area
	/	/
Carpet on Stairs	Capped	Runner - *Upgrade
	/	/
Comment		

BEDROOM #5 BATHROOM FLOOR TILE: 13x13" Cinq Grey SH/FL:2x2" Ontario Snow White Matte

3. Plumbing Fixtures / Faucets

Kitchen	Standard	Second Ensuite	Standard	Powder Room	Standard
Master Ensuite	Standard			Other Room	/
Main Bathroom	/	Bedroom #3, #4, & #5	Standard		

Comment

NOTE: To supply and install the upgraded undermount kitchen sink with the standard single hole faucet. Purchaser has upgraded to under mount sinks in all bathrooms, still to install the standard lav. faucet.

4. Wall Tile


	Tile Selection	Listello	Insert	Insert Selection
Main Bathroom	Bed#5 Bath*UPG 1:4x16"White Glossy 50-500 STACKED	<input type="checkbox"/>	<input type="checkbox"/>	/
Master Ensuite				
Tub Deck	/	<input type="checkbox"/>	<input type="checkbox"/>	/
Tub Apron	/	<input type="checkbox"/>	<input type="checkbox"/>	/
Tub Surround	/	<input type="checkbox"/>	<input type="checkbox"/>	/
Shower Stall	*8x10" Cinq Black (70/30 Brick Pattern Horizontally)	<input type="checkbox"/>	<input type="checkbox"/>	/
Second Ensuite	8x10" Cinq Grey (10" Side STACKED)	<input type="checkbox"/>	<input type="checkbox"/>	/
Bedroom #3 Bathroom	*UPG 1: 4x16" Taupe Glossy 50-604 STACKED	<input type="checkbox"/>	<input type="checkbox"/>	/
Bedroom #4 Bathroom	*UPG 1: 4x16" Taupe Glossy 50-604 STACKED	<input type="checkbox"/>	<input type="checkbox"/>	/
Kitchen Backsplash	/	<input type="checkbox"/>	<input type="checkbox"/>	/
Complete Backsplash	/	<input type="checkbox"/>	<input type="checkbox"/>	/

Comment

/



horizontal stacked



brick pattern



vertical stacked



diagonal/diamond

5. Fireplace

	Living Room			Family Room			Other Room - Specify Great Room		
	Purchased	As Per Plan	N/A	Purchased	As Per Plan	N/A	Purchased	As Per Plan	N/A
Fireplace Type	<input type="radio"/>	<input type="radio"/>	<input type="radio"/>	<input type="radio"/>	<input type="radio"/>	<input type="radio"/>	<input type="radio"/>	<input checked="" type="radio"/>	<input type="radio"/>
Mantle Type									
Over Mantle									
Colour / Stain									
Surround									
Hearth									

Comment

/

SEE ATTACHED FOR SIGNATURES

Initial:

Page 2 of 3

Purchaser: JAGDISH S JAWANDA

Property: 15 of Plan - Draft Approval SB17-03-08

Telephone Res. / Bus: /

Project: Kingsmen (Thames) Inc.

Decor Advisor: Barbara Coccia

Model and Elevation: Kensington(6001)Elev A OPT GRND 4 BEI

6. Trim Carpentry

Door Hardware UPG Handle

Interior Trim Standard

Comment

NOTE: ALL INTERIOR DOORS HAVE BEEN UPGRADED.. SEE INVOICE FOR DETAILS

Interior Doors

☐ 2 Panel Arch Top

☐ 2 Panel Square Top

☐ 6 Panel

Initial for Door Style

7. Railings and Pickets

SEE ATTACHED FOR SIGNATURES

Railing Package Standard Metal Package

Railing Colour Elements Wolverine

Picket Colour Black Metal

Wood Stairs ☐ No ☒ Oak

Tread Colour Elements Wolverine

Comment

8. Plaster Mouldings and Medallions

Foyer

/ /

Kitchen/Breakfast

/ /

Main Hall

/ /

Den/Library

/ /

Living Room

/ /

Lower Landing

/ /

Dining Room

/ /

/

/ /

Family Room

/ /

Comment

9. Wall Paint

Kingsmen White

Smooth Ceilings

☐ First Floor

☐ First Floor incl. Second Floor Hall

☐ First and Second Floor

☒ Throughout

☐ Not Applicable

Trim Paint Kingsmen White

10. Additional Comments

11. Disclaimers and Notes

- Colours of all materials are as close as possible to builder's selection, but not necessarily identical due to variances in manufacturing.
- Any extras listed above are null and void unless accompanied by a separate invoice/amendment. Said invoice must be paid in full.
- The Purchaser acknowledges that after Interior Colour Selection form is signed and dated, no further changes will be permitted other than re-selection due to unavailability. Purchaser's Initials
- The Purchaser acknowledges reading and accepting the "Kingsmen Group Décor Centre Disclaimers" form. This document contains other miscellaneous disclaimers.

This Interior Colour Selection is final and approved by:

Purchaser: SEE ATTACHED FOR SIGNATURES

Signature: _____ Date: _____

Vendor

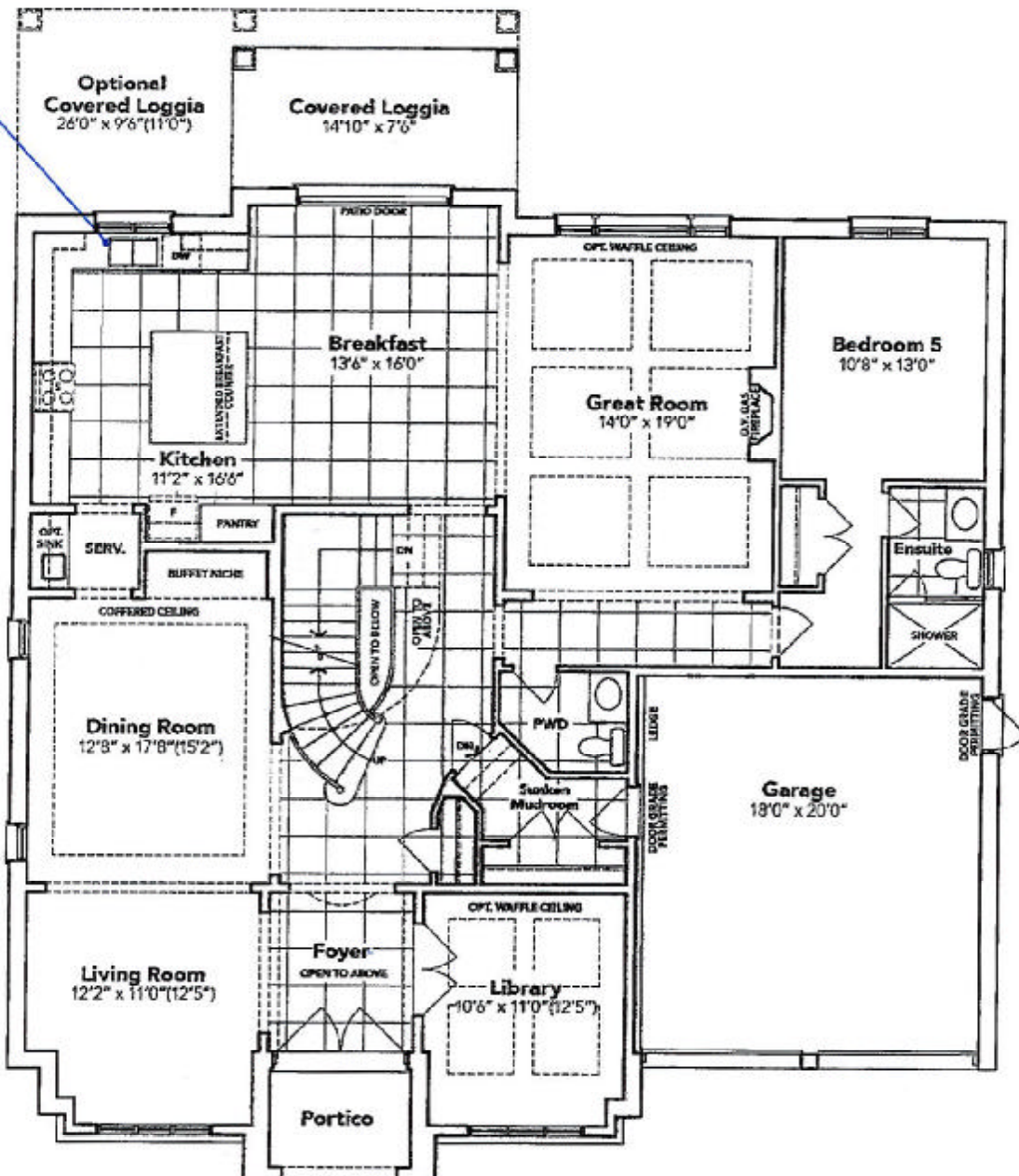
Kingsmen (Thames) Inc.

SCHEDULE "B-1"
Floor Plan

Lot 15
Phase 4B
Model: Kensington(6001)Elev A OPT GRND 4 BED-4+1 BATH

Sketch #4

Soap dispenser



OPT. 5 BEDROOM GROUND FLOOR EL. A

The floor plans and elevations shown are pre-construction plans and may be revised or improved as necessitated by architectural controls and the construction process. The measurements adhere to the rules and regulations of the TARIION Warranty Corporation's official method for the calculation of floor area. Materials, specifications and floor plans are subject to change without notice. All house renderings are artist's concept only. Actual usable floor space may vary from the stated floor area. All options shown are upgrades. E. & O. E.

SCHEDULE "B-1" - Page 1 of 3

Lot 15
Phase 4B
Model: Kensington(6001)Elev A OPT GRND 4 BED-4+1 BATH

The floor plan shows a 4-bedroom house with the following rooms and features:

- Bedroom 4:** 12'0" x 15'0", located at the top left.
- Master Bedroom:** 21'0" x 15'6", located at the top right, featuring a raised ceiling.
- Bedroom 3:** 12'6" x 12'6" (15'0"), located at the bottom left, featuring a raised ceiling.
- Bedroom 2:** 11'0" x 15'0", located at the bottom right, featuring a raised ceiling.
- Ensuite:** Attached to Bedroom 4 and the Master Bedroom.
- W.I.C. (Walk-In Closet):** Multiple closets are shown, including a large one in the Master Bedroom and others in the bedrooms.
- Bathroom:** Located in the center, featuring a shower, toilet, and sink.
- Laundry:** Located in the center, featuring a sink and a door to the outside.
- Living Area:** Located in the center, featuring a fireplace and a door to the outside.
- Roof Below:** Indicated in several areas, including the top left, top right, bottom left, and bottom right.
- Flat Roof Below:** Indicated at the bottom center.
- Room Above Garage Below:** Located at the bottom right, adjacent to the Master Bedroom.

Annotations and details:

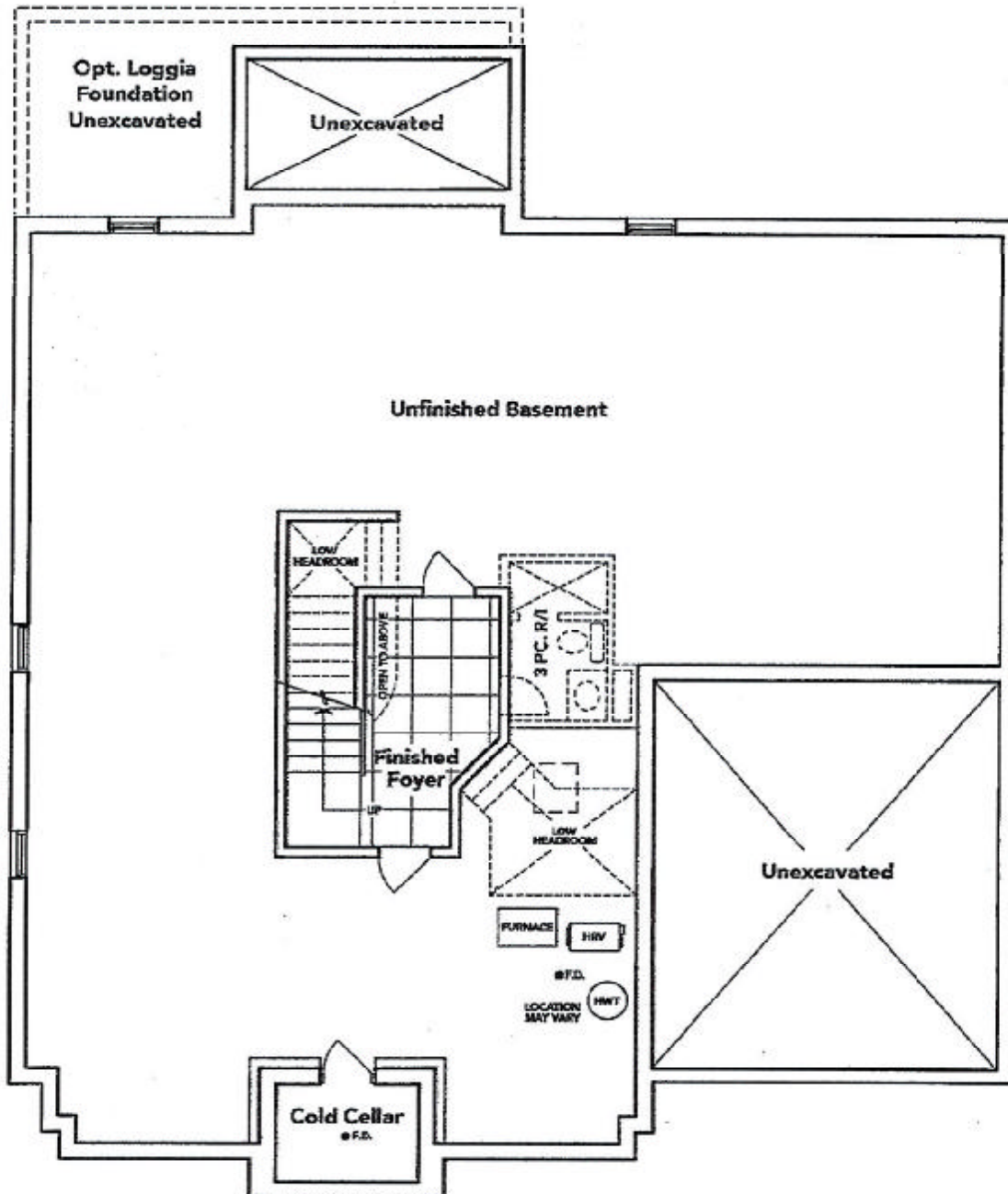
- 8x10" STD WALL TILE, INSTALLED ON 10" SIDE HORIZONTALLY:** A note with arrows pointing to the walls in the Master Bedroom and the central bathroom.
- RAISED CEILING:** Indicated in the Master Bedroom and the bedrooms at the bottom.
- ROOF BELOW:** Indicated in several areas, including the top left, top right, bottom left, and bottom right.
- FLAT ROOF BELOW:** Indicated at the bottom center.
- Room Above Garage Below:** Located at the bottom right, adjacent to the Master Bedroom.

Initials:

SCHEDULE "B-1"
Floor Plan

Lot 15
 Phase 4B
 Model: Kensington(6001)Elev A OPT GRND 4 BED-4+1 BATH

Sketch #6




OPT. BASEMENT EL. A

The floor plans and elevations shown are pre-construction plans and may be revised or improved as necessitated by architectural controls and the construction process. The measurements adhere to the rules and regulations of the TARIION Warranty Corporation's official method for the calculation of floor area. Materials, specifications and floor plans are subject to change without notice. All house renderings are artist's concept only. Actual usable floor space may vary from the stated floor area. All options shown are upgrades. E. & O. E.

SCHEDULE "B-1" - Page 3 of 3

THAMES 4B: LOT 15
RE: UPG. KITCHEN SINK AND SOAP
DISPENSER



QUATRUS U 2

MODEL: 401247

General engineered with 304 series, 18-gauge stainless steel

Zero-radius corners; X-pattern drain grooves

Double bowl configuration for easy wash-rinsing

10/10 chrome-plated content for exceptional luster, durability and strength

Undermount installation

All items cabinet size: 36"

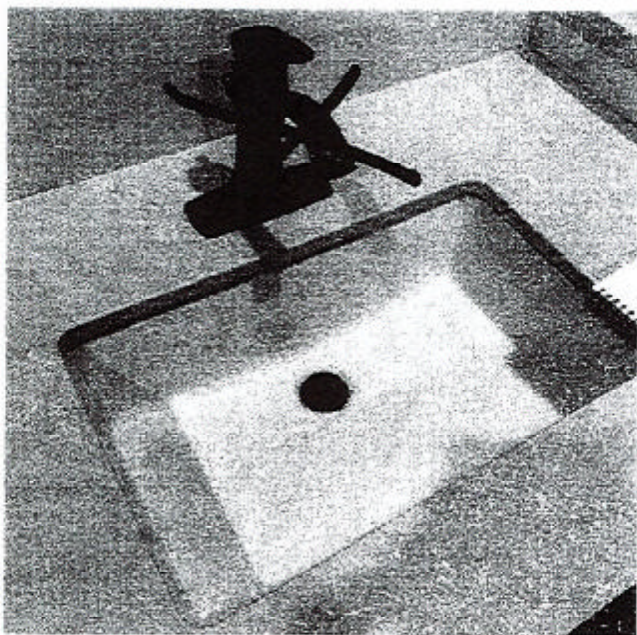


Transitional Soap or Lotion Dispenser

Model 3544

CHROME

THAMES 4B: LOT 15
RE: UPG. BATHROOM SINKS



DISPLAY ITEMS

Sink (Item 9)

Contrac Catena Undermount
Model 4210CIY

1/2

A blue ink signature or scribble is written over a horizontal line. The signature is stylized and appears to be a name or initials. The line is a simple horizontal stroke.

PRODUCT MODEL NUMBERS

KBSD602E KBSD606E KBSD608E KBSN602E **KBSN608E**

Electrical: A 115 volt, 60 Hz., AC only, 15- or 20-amp fused, grounded electrical supply is required. It is recommended that a separate circuit serving only your refrigerator be provided. Use an outlet that cannot be turned off by a switch. Do not use an extension cord.

Water Pressure: A cold water supply with water pressure between 30 and 120 psi (207 and 827 kPa) is required to operate the water dispenser and ice maker. If you have questions about your water pressure, call a licensed, qualified plumber.

Reverse Osmosis Water Supply:

IMPORTANT: The pressure of the water supply coming out of a reverse osmosis system going to the water inlet valve of the refrigerator needs to be between 30 and 120 psi (207 and 827 kPa).

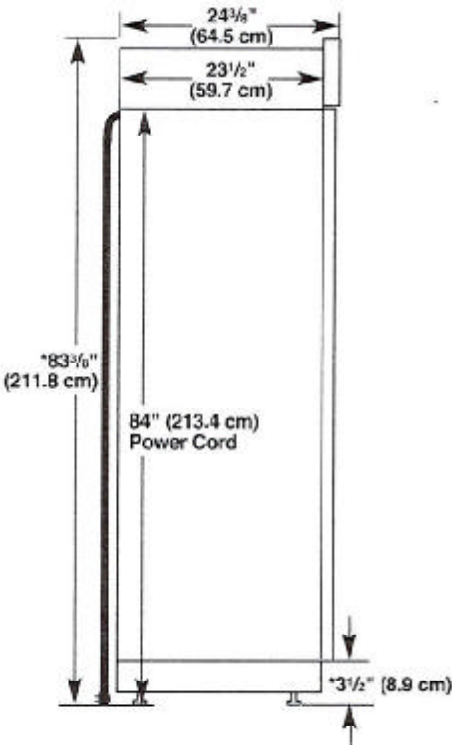
IMPORTANT:

- It is recommended that you do not install the refrigerator near an oven, radiator, or other heat source.
- Do not install in a location where the temperature will fall below 55°F (13°C).
- Floor must support the refrigerator weight, more than 600 lbs (272 kg), door panels and contents of the refrigerator.

PRODUCT DIMENSIONS

- The depth from the front of the top grille to the back of the refrigerator cabinet is 5¾" (64.5 cm).
- The power cord is 84" (213 cm) long.
- Height dimensions are shown with leveling legs extended ¼" (3 mm) below the rollers.

SIDE VIEW

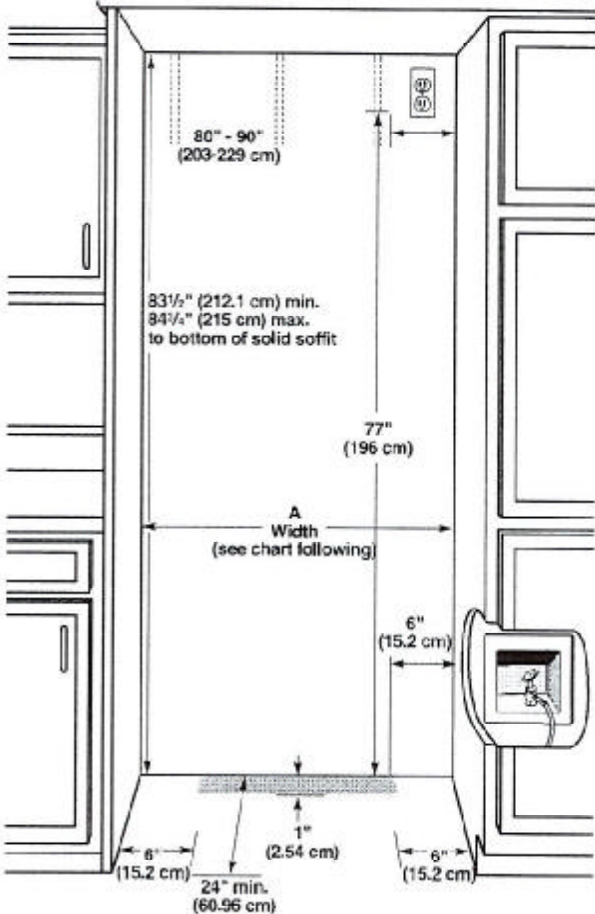


*When leveling legs are fully extended to 1¼" (3.2 cm) below rollers, add 1½" (2.9 cm) to the height dimensions.

OPENING DIMENSIONS

To avoid tipping during use, the solid soffit must be within 1" (2.5 cm) maximum above the refrigerator. If the solid soffit is higher than 1" (2.5 cm) or one is not available, then the refrigerator must be braced. If the anti-tip boards are needed, they must be attached to the rear wall studs 80" to 90" (203 cm to 229 cm) above the floor. See "Install Anti-Tip Boards" for more information.

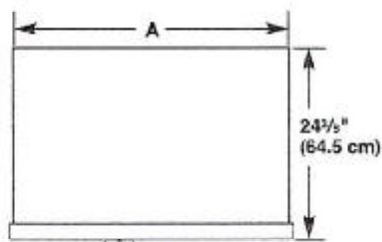
NOTE: A clearance of ½" (1.3 cm) above the top grille must be maintained in order for the top grille to be removed.



Model	Width A (as shown above)	Dimension B (as shown above)
42	35 1/2" to 35 3/4" (90.2 cm to 90.9 cm)	4" (10.2 cm)
48	41 1/2" to 41 3/4" (105.4 cm to 106.1 cm)	7 1/2" (19.1 cm)
48	47 1/2" to 47 3/4" (120.7 cm to 121.3 cm)	13 1/2" (34.3 cm)

NOTE: Flooring under refrigerator must be at same level as the room. Face of cabinetry must be plumb.

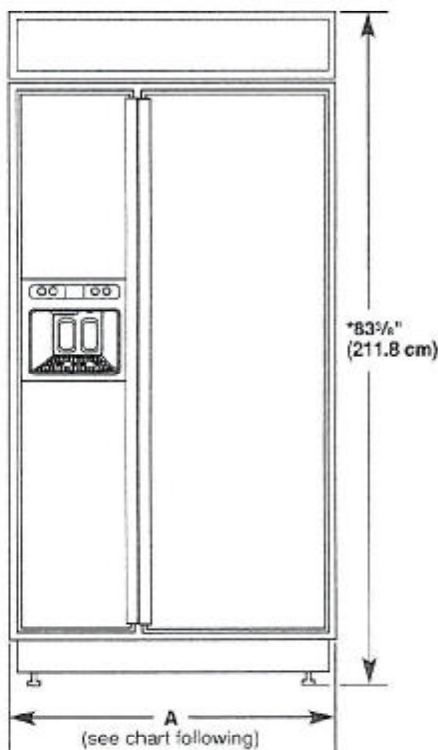
TOP VIEW



Model	Width A
36	35" (88.9 cm)
42	41" (104.1 cm)
48	47" (119.4 cm)

FRONT VIEW

- Width dimensions were measured from trim edge to trim edge.
- Height dimensions are shown with leveling legs extended 1/8" (3 mm) below the rollers.



Model	Width A (Trim edge to trim edge)
36	36 11/32" (92.3 cm)
42	42 11/32" (107.5 cm)
48	48 11/32" (122.8 cm)

*When leveling legs are fully extended to 1 1/4" (3.2 cm) below rollers, add 1 1/8" (2.9 cm) to the height dimensions.

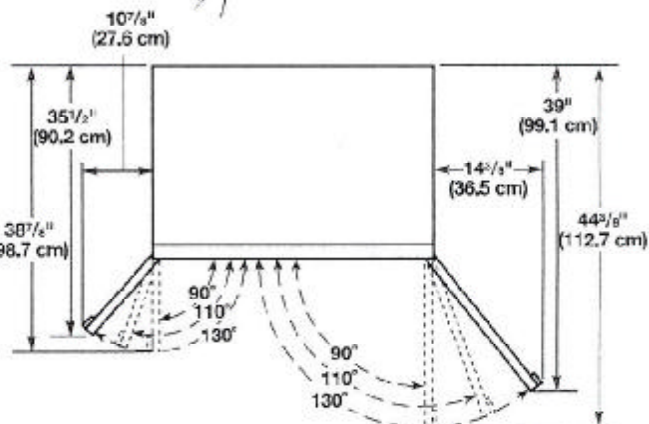
DOOR SWING DIMENSIONS

The location must permit both doors to open to a minimum of 90°. Allow 5" (12.7 cm) minimum space between the side of the refrigerator and a corner wall.

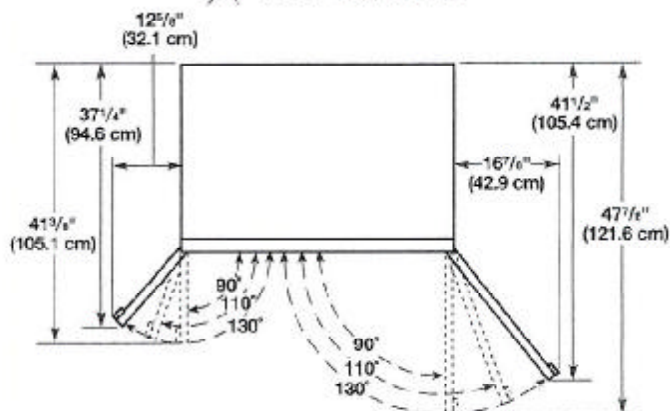
NOTE: More clearance may be required if you are using overlay panels, custom handles, or extended handles on a Classic model.

To adjust the door swings, see "Adjust Doors."

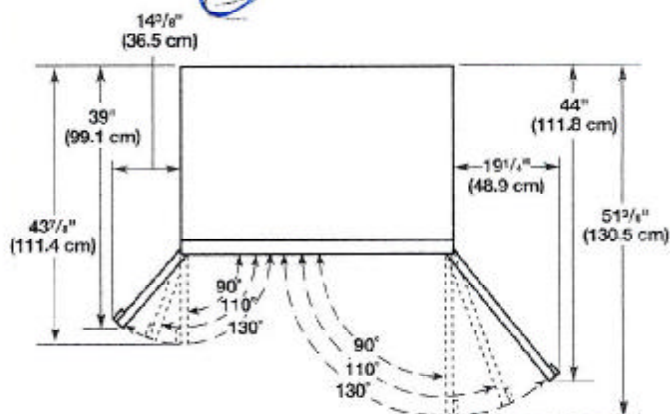
36" (91.4 cm) Models



42" (106.7 cm) Models



48" (121.9 cm) Models



FRIGIDAIRE


PROFESSIONAL

THAMES 4B: LOT 15
RE: FRIDGE SPEC'S

FPBS2778UF

Frigidaire Professional
26.7 Cu. Ft. French Door
Refrigerator

Smudge-Proof
Stainless Steel



AVAILABLE
COLORS

MORE EASY-TO-USE FEATURES

Smudge-Proof® Stainless Steel
Resists fingerprints and cleans easily.

Multi-level LED Lighting
Find fresh foods quickly with bright
multi-level LED lighting.

EvenTemp™ Cooling System
Our EvenTemp™ cooling system
keeps food cool without breaking a
sweat, distributing air effectively so
groceries stay at the right
temperature.


**SpaceWise® Freezer
Organization System**
Our SpaceWise® Freezer
Organization System keeps frozen
foods organized and accessible with
deep freezer storage and an
adjustable divider.

**Effortless® Glide Freezer
Drawers**
Drawers glide out smoothly and fully
extend, giving you easy access to
what's inside.

Automatic Alerts
Alerts you if the door is left open, if
the temperature rises or if the power
goes out so your food stays at its
optimal temperature.

**Exterior Water and Ice
Dispenser**
Easily access fresh drinking water
and cold ice without opening your
refrigerator or freezer.


SIGNATURE FEATURES




**SpaceWise® Organization
System**
Our SpaceWise® Organization
System makes it easy to keep food
organized and accessible, with a flip-
up shelf to fit taller items with ease,
plus adjustable door bins and shelves
that offer storage capacity and
flexibility.



Full-Width Deli Drawer
Easily store anything from meats and
cheeses to sheet cakes and large
platters in our fully-extendable, large
capacity deli drawer.



CrispSeal™ Crispers
Humidity-controlled CrispSeal™
crispers keep produce fresher longer,
so you can waste less and save
money.



Professional-Grade Design
Durable hardware and professional-
grade design features including
smoky door bins, door bin liners,
edge-to-edge glass shelving with
metallic trim, and a distinctive handle
lend a high-quality look to your
kitchen.

CERTIFICATIONS

CSA Certified

frigidaire.com/frigidaire.ca

FPBS2778UF

Frigidaire Professional 26.7 Cu. Ft. French Door Refrigerator

THAMES 4B: LOT #15
RE: FRIDGE SPEC'S

General Specifications

Condenser Type	Dynamic
Product Weight	346.75 lbs
Warranty - Labor	1 Year
Warranty - Parts	1 Year
Power Type	Electric
Size	27 Cu. Ft.
Installation Type	Free-Standing
Collection	Frigidaire Professional

Dispenser

Crushed Ice	Yes
Cube Ice	Yes
Dispenser	Yes
Light Control	Yes
Water	Yes

Electrical Specifications

Minimum Circuit Required	15 Amps
--------------------------	---------

Ice Maker

Ice Maker	Yes
Ice Maker Location	Frozen Section
Second Ice Maker	Yes

Exterior

Exterior Finish	Smudge-Proof [®] Stainless Steel
Cabinet Finish	Textured
Counter-Depth	No
Door Stops	No
Front Rollers	Yes
Rear Rollers	Yes
Water Inlet Location	Left Rear Bottom

Safety Certifications & Approvals

CSA Listed	Yes
ETL Listed	No
NSF Certified	No
ENERGY STAR Certified	No
ADA Compliant	No

Dimensions and Volume

Height With Hinge	70 3/16"
Height Without Hinge	69 7/8"
Width	36"
Width of Cabinet	36"
Depth of Cabinet	32"
Depth With Door	32"
Depth With Door 90° Open	47 3/8"
Depth With Door and Handle	34 3/4"
Depth With Drawer Open	54 3/8"
Fresh Food Capacity	18 Cu. Ft.
Freezer Capacity	8.7 Cu. Ft.
Total Capacity	26.7 Cu. Ft.

Refrigerator

Air Filter	Yes
Crisper Color	Smokey
Dairy Bin	Yes
Door Bin Color	Smokey
Humidity Controls	Automatic
Interior Lighting	LED
Number of Adjustable Gallon Door Bins	4
Number of Other Door Bins	1
Number of Fixed Shelves	1
Number of Crispers	2

Freezer

Auto Close Drawer	Yes
Baskets / Bins Color	White
Interior Lighting	LED
Number of Baskets / Bins	1

Installation

Power Cord Length	72"
-------------------	-----

Controls

Air Filter Indicator	Yes
Control Location	Dispenser
Digital Display	Yes
Door Ajar Alarm	Yes
External Control Lock	Yes
High Temp Alarm	Yes
Ice Maker On/Off	Yes
On/Off Display	No
Power On/Off	Yes
Water Filter Indicator	Yes

Note: For planning purposes only. Always consult local and national electric, gas and plumbing codes. Refer to Product Installation Guide for detailed installation instructions on the web at frigidaire.com / frigidaire.ca.
Specifications subject to change. Accessories information available on the web at frigidaire.com / frigidaire.ca

FRIGIDAIRE

USA • 10200 David Taylor Drive • Charlotte, NC 28262 • 1-800-FRIGIDAIRE • frigidaire.com
CANADA • 5855 Terry Fox Way • Mississauga, ON L5V 3E4 • 1-800-265-8352 • frigidaire.ca

FPBS2778UF
©2017 Electrolux Home Products, Inc.