

Kingsmen (Islington) Inc. / 9560 Islington

Lot/Unit: U209 Block 1    Phase/Building: 1    Model/Floor Plan: The Rome - 3 Bed (B4)

CABINETRY ACCESSORIES

Inv.5042	3 - To supply and install a LIGHT VALANCE - LIGHT VALANCE IS NOW APPROXIMATELY 2INCHES 50MM HIGH- CLASSIC SERIES.. see sketch #1	
Line 65431	Note: NO ROUGH-IN WIRES HAVE BEEN PURCHASED.	
16Jun21 / 16Jun21		

CABINETRY APPLIANCE - FRIDGE

Inv.5042	1 - To supply and install a 66CM DEEP FRIDGE ENCLOSURE - COUNTER DEPTH WITH - 1 WALL - 1 66CM DEEP GABLE AND 1 66CM DEEP CABINET - THIS IS NOT A ZERO CLEARANCE ENCLOSURE. STANDARD HEIGHTS AND WIDTHS WILL BE USED. - CLASSIC SERIES.. see sketch #1	
Line 65430	Note:	
16Jun21 / 16Jun21		

CABINETRY BASE CABINETS

Inv.5042	1 - To supply & install a dummy drawer under the kitchen sink area... see sketch # 1	
Line 65429	Note: Purchaser has upgraded the kitchen sink, see spec's attached.	
16Jun21 / 16Jun21		
Inv.5042	1 - To supply and install POTS & PANS DRAWER - - SIZE SUBJECT TO FLOOR PLAN - CLASSIC SERIES in the kitchen island.. see sketch #1	
Line 65433	Note:	
16Jun21 / 16Jun21		

CABINETRY HARDWARE

Inv.5042	1 - To supply & install the upgrade 2 kitchen hardware in lieu of the standard hardware... see colour chart for details.	
Line 65445	Note:	
16Jun21 / 16Jun21		

CABINETRY VANITY

Inv.5042	1 - To INCREASE VANITY TO KITCHEN HEIGHT - 90CM HIGH - MAINTAINS VANITY DEPTH - CLASSIC SERIES in the Powder Room	
Line 65436	Note:	
16Jun21 / 16Jun21		
Inv.5042	1 - To INCREASE VANITY TO KITCHEN HEIGHT GREATER - 90CM HIGH - MAINTAINS VANITY DEPTH - CLASSIC SERIES	
Line 65437	Note:	
16Jun21 / 16Jun21		
Inv.5042	2 - To supply and install a VANITY LOWER DRAWER PRICE CLASSIC SERIES in the Powder Room.. see sketch #1	
Line 65438	Note:	
16Jun21 / 16Jun21		
Inv.5042	2 - To supply and install a VANITY LOWER DRAWER PRICE - CLASSIC SERIES in the Main Bathroom.. see sketch #1	
Line 65439	Note:	
16Jun21 / 16Jun21		

CABINETRY WALL AND HUTCH

Kingsmen (Islington) Inc. / 9560 Islington

Lot/Unit: U209 Block 1    Phase/Building: 1    Model/Floor Plan: The Rome - 3 Bed (B4)

Inv.5042	1 - To CONVERT EXISTING double door wall cabinet to 2 flip up doors in the kitchen... see sketch # 1	
Line 65434	Note:	
16Jun21 / 16Jun21		

COUNTER TOP - KITCHEN

Inv.5042	1 - To supply and install COUNTER TOP - KITCHEN - KITCHEN - 3CM QUARTZ COUNTER TOP - UPGRADE LEVEL 5 in lieu of the standard countertop	
Line 65440	Note:	
16Jun21 / 16Jun21		

COUNTER TOP - VANITY

Inv.5042	1 - To supply and install COUNTER TOP - VANITY - POWDER ROOM - 2CM QUARTZ COUNTER TOP - UPGRADE LEVEL 2 in lieu of the standard laminate countertops	
Line 65441	Note: Purchaser has upgraded to an undermount sink... see sep. upgrade	
16Jun21 / 16Jun21		

Inv.5042	1 - To supply and install COUNTER TOP - VANITY - MAIN BATHROOM - 2CM QUARTZ COUNTER TOP - UPGRADE LEVEL 2 in lieu of the standard laminate countertop	
Line 65443	Note: Purchaser has upgraded to an under mount sink... see sep. extra.	
16Jun21 / 16Jun21		

ELECTRICAL

Inv.5042	1 - To supply and install the standard T.V Rough-in, in the Living Room and Master Bedroom.. see sketch #1	
Line 65418	Note:	
16Jun21 / 16Jun21		

Inv.5042	1 - To supply and install the standard Phone (CAT 5) rough-in, in the Living Room, Master Bedroom and Bedroom #2.. see sketch #1	
Line 65419	Note:	
16Jun21 / 16Jun21		

Inv.5042	1 - To relocate the standard light in the Kitchen to over the breakfast bar.. see sketch #1	
Line 65420	Note:	
16Jun21 / 16Jun21		

Inv.5042	1 - To supply and install FOUR AFR4-0930-WH SLIM LED DOWN LIGHTS on a separate switch in the kitchen.. see sketch #1	
Line 65421	Note:	
16Jun21 / 16Jun21		

Inv.5042	1 - To supply and install FOUR AFR4-0930-WH SLIM LED DOWN LIGHTS on a separate switch in the Living Room.. see sketch #1	
Line 65422	Note:	
16Jun21 / 16Jun21		

Inv.5042	1 - To supply and install an electrical outlet at aprox. 66"+- up from the floor in the living room.. see sketch #1	
Line 65423	Note: THIS IS FOR FUTURE WALL MOUNT T.V	
16Jun21 / 16Jun21		



CONSTRUCTION SUMMARY

Kingsmen (Islington) Inc. / 9560 Islington

Lot/Unit: U209 Block 1    Phase/Building: 1    Model/Floor Plan: The Rome - 3 Bed (B4)

Inv.5042	1 - To supply and install a conduit pipe next to +- the elec. outlet in the livng room and terminated next to +- the standard Phone and T.V Rough-in.. see sketch #1	
Line 65424	Note: THIS IS FOR FUTURE WALL MOUNT T.V	
16Jun21 / 16Jun21		

HARDWOOD

Inv.5042	1 - To supply & install the 7" engineered hardwood floors to the main floor and upper hallway to include the bedrooms in lieu of the standard flooring.	
Line 65446	Note:	
16Jun21 / 16Jun21		

MISCELLANEOUS

PLUMBING

Inv.5042	1 - To supply and install an upgraded undermount kitchen sink QUATRUS SUPER SINGLE MODEL #401248 in lieu of the standard sink.. see spec's	
Line 65427	Note: STILL TO INSTALL THE STANDARD FAUCET	
16Jun21 / 16Jun21		

Inv.5042	2 - To supply and install the CONTRAC CATENA MODEL #4210CIY in the Powder Room and Main Bathroom in lieu of the standard sink.. see spec's	
Line 65428	Note: STILL TO INSTALL THE STANDARD FAUCETS	
16Jun21 / 16Jun21		

TILE - FLOOR

Inv.5042	1 - To supply and install UPGRADE 3 - FLOOR TILE - STACKED- POWDER ROOM TILE in lieu of the standard floor tile	
Line 65442	Note:	
16Jun21 / 16Jun21		

Inv.5042	1 - To supply and install UPGRADE 3 - FLOOR TILE - STACKED - MAIN BATHROOM TILE in lieu of the standard floor tile	
Line 65444	Note:	
16Jun21 / 16Jun21		

EXTRAS AS PER OFFER

Note:	
-------	--

9560-1st 209

Purchaser: AMANDA MARIE FILAZZOLA

Property: U209 Block 1 of Plan -

Telephone Res. / Bus: /

Project: Kingsmen (Islington) Inc.

Decor Advisor: Barbara Coccia

Model and Elevation: The Rome - 3 Bed (B4)

Layout Changes: ☐ Yes ☒ No

Sketch Attached: ☒ Yes ☐ No

Exterior Colour Scheme:

### 1. Cabinetry

	Style and Colour	Counter Top	Hardware
Kitchen / Breakfast	Trinity DHGL Arctico Gloss MWP	#5 C/S 5131 Calacatta Nuvo 3cm	12817SBGOLD
Kitchen Island	Trinity DHGL Arctico Gloss MWP	#5 C/S 5131 Calacatta Nuvo 3cm	12817SBGOLD
Laundry Room	/	/	/
Powder Room	#3 Viva Casting At First Site	*#2 H/S Whistler 2cm	135 Knob
Main Bathroom	Trinity DHGL Tormenta Gloss MWP	*#2 C/S #2141 Bilzzard 2cm.	135 Knob
Master Ensuite Bathroom	/	/	/
Second Ensuite Bathroom (If Applicable)	/	/	/
	/	/	/
	/	/	/

### Appliances

#### Custom Size Fridge

☐ Yes ☒ No

#### Valance Lighting

☒ Yes ☐ No

#### Microwave / Range Hood

☐ Yes ☒ No

#### Cooktop / Rangetop

☐ Yes ☒ No

#### Built in Wall Oven

☐ Yes ☒ No

#### Slide-in Range

☐ Yes ☒ No

### Comment

/

### 2. Flooring

#### Selection

Main Hall

/

Back Hall

/

Breakfast

/

Laundry Room

13x13" Cinq Grey

Kitchen

\*\*7 1/2" Abode Sculted Oak Lake Side Muskoka

Powder Room

\*\*UPG #3: 12x24" Notion Carbon Rectified Porcelain Tile STACKED

Main Bathroom

\*\*UPG #3: 12x24" Mayfair Stella Argento HD Polished Rect. Porcelain STACKED

Master Ensuite

/

Bathroom (If Applicable)

/

Mud Room

/

Main Bathroom SH/FL

2x2" Soho White Matte

Living Room

\*\*7 1/2" Abode Sculted Oak Lake Side Muskoka

Dining Room

\*\*7 1/2" Abode Sculted Oak Lake Side Muskoka

Family / Great Room

/

Den / Library / Study

/

Basement Landing (If Applies)

/

Lower Landing (If Applicable) \*\*7 1/2" Abode Sculted Oak Lake Side Muskoka

Upper Landing

\*\*7 1/2" Abode Sculted Oak Lake Side Muskoka

Upper Hall

\*\*7 1/2" Abode Sculted Oak Lake Side Muskoka

Master Bedroom

\*\*7 1/2" Abode Sculted Oak Lake Side Muskoka

Bedroom #2

\*\*7 1/2" Abode Sculted Oak Lake Side Muskoka

Bedroom #3

\*\*7 1/2" Abode Sculted Oak Lake Side Muskoka

Bedroom #4


/

Bedroom #5

/

Flooring Continued on Page 2

Initial:



Page 1 of 3



Purchaser: AMANDA MARIE FILAZZOLA

Property: U209 Block 1 of Plan -

Telephone Res. / Bus: /

Project: Kingsmen (Islington) Inc.

Decor Advisor: Barbara Coccia

Model and Elevation: The Rome - 3 Bed (B4)

### 2. Flooring - Continued -

Upgrade Underpad	Type	Area
	/	/
Carpet on Stairs	Capped	Runner - *Upgrade
Comment	/	/
/		

### 3. Plumbing Fixtures / Faucets

Kitchen	Standard	Second Ensuite	/	Powder Room	Standard
Master Ensuite	/			Other Room	/
Main Bathroom	Standard		/		

#### Comment

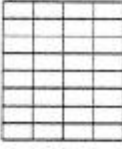
NOTE: The kitchen sink has been upgraded.. still to install the standard faucet. To supply and install the upgraded undermount sink in the Powder Room and Main Bathroom.. still to install the standard faucets.

### 4. Wall Tile


	Tile Selection	Listello	Insert	Insert Selection
Main Bathroom	8x10" Keaton Ice	<input type="checkbox"/>	<input type="checkbox"/>	/
Master Ensuite				
Tub Deck	/	<input type="checkbox"/>	<input type="checkbox"/>	/
Tub Apron	/	<input type="checkbox"/>	<input type="checkbox"/>	/
Tub Surround	/	<input type="checkbox"/>	<input type="checkbox"/>	/
Shower Stall	/	<input type="checkbox"/>	<input type="checkbox"/>	/
Second Ensuite	/	<input type="checkbox"/>	<input type="checkbox"/>	/
	/	<input type="checkbox"/>	<input type="checkbox"/>	/
	/	<input type="checkbox"/>	<input type="checkbox"/>	/
Kitchen Backsplash	/	<input type="checkbox"/>	<input type="checkbox"/>	/
Complete Backsplash	/	<input type="checkbox"/>	<input type="checkbox"/>	/

Comment


/




horizontal stacked



brick pattern



vertical stacked



diagonal/diamond

### 5. Fireplace

	Living Room			Family Room			Other Room - Specify		
	Purchased	As Per Plan	N/A	Purchased	As Per Plan	N/A	Purchased	As Per Plan	N/A
Fireplace Type	<input type="radio"/>	<input type="radio"/>	<input checked="" type="radio"/>	<input type="radio"/>	<input type="radio"/>	<input checked="" type="radio"/>	<input type="radio"/>	<input type="radio"/>	<input checked="" type="radio"/>
Mantle Type									
Over Mantle									
Colour / Stain									
Surround									
Hearth									
Comment	/								

Initial: 

Purchaser: AMANDA MARIE FILAZZOLA

Telephone Res. / Bus: /

Decor Advisor: Barbara Coccia

Property: U209 Block 1 of Plan -

Project: Kingsmen (Islington) Inc.

Model and Elevation: The Rome - 3 Bed (B4)

### 6. Trim Carpentry

Door Hardware

Interior Trim

Comment

/


#### Interior Doors

☐ 2 Panel Arch Top

☒ 2 Panel Square Top

☐ 6 Panel

Initial for Door Style



### 7. Railings and Pickets

Railing Package

Railing Colour

Wood Stairs ☐ No

☒ Oak

Picket Colour

Tread Colour

Comment

/

### 8. Plaster Mouldings and Medallions

Foyer

/

/

Kitchen/Breakfast

/

/

Main Hall

/

/

Den/Library

/

/

Living Room

/

/

Lower Landing

/

/

Dining Room

/

/

/

/

/

Family Room

/

/

Comment

/

### 9. Wall Paint

Kingsmen White

Smooth Ceilings ☐ First Floor

☐ First Floor incl. Second Floor Hall

☐ First and Second Floor

☒ Throughout

☐ Not Applicable

Trim Paint

### 10. Additional Comments

/

### 11. Disclaimers and Notes

- Colours of all materials are as close as possible to builder's selection, but not necessarily identical due to variances in manufacturing.
- Any extras listed above are null and void unless accompanied by a separate invoice/amendment. Said invoice must be paid in full.
- The Purchaser acknowledges that after Interior Colour Selection form is signed and dated, no further changes will be permitted other than re-selection due to unavailability. Purchaser's Initials
- The Purchaser acknowledges reading and accepting the "Kingsmen Group Décor Centre Disclaimers" form. This document contains other miscellaneous disclaimers.

This Interior Colour Selection is final and approved by:

Purchaser:

Signature:  Date: June 15/21

Vendor:

Kingsmen (Islington) Inc.

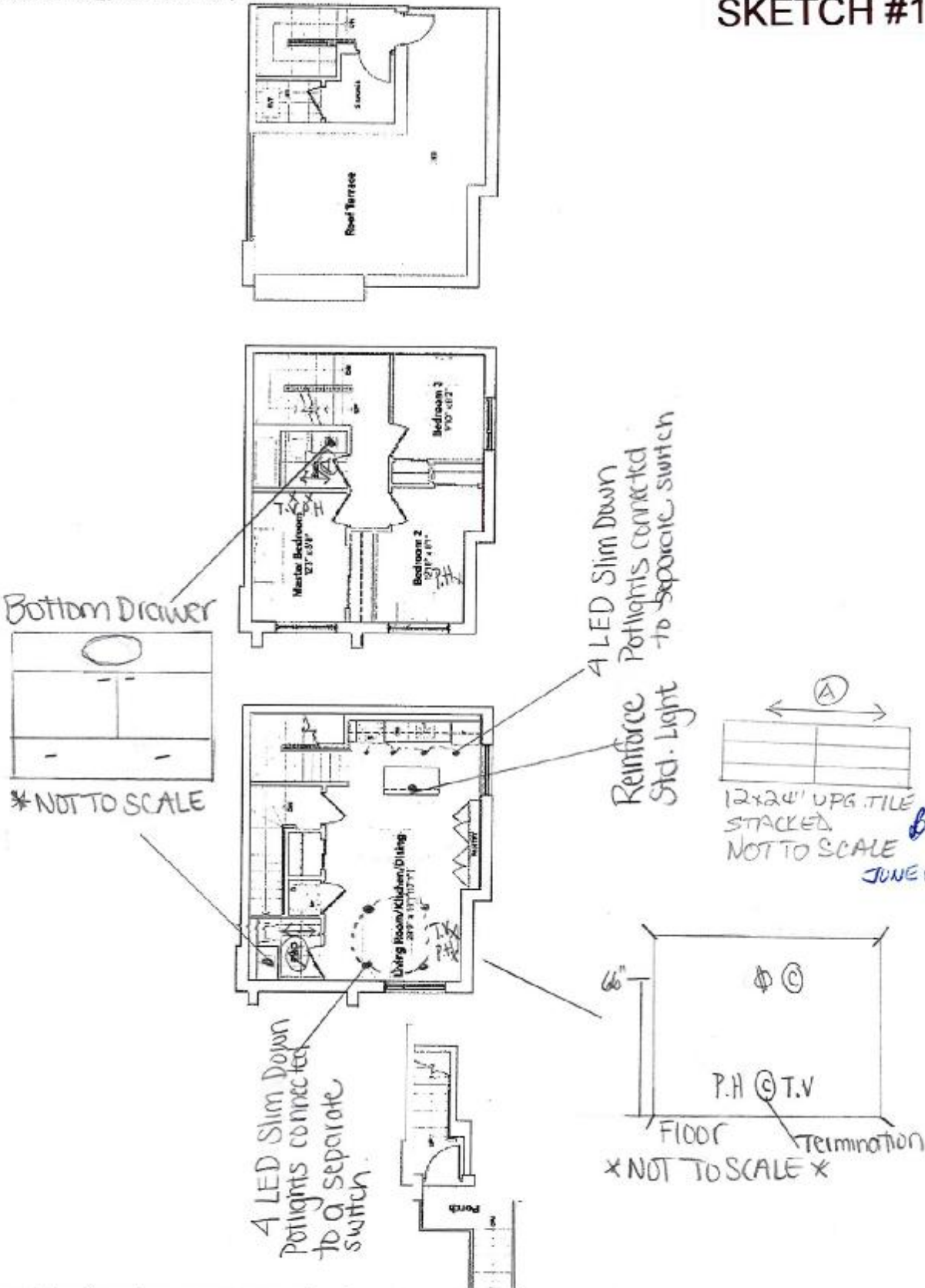
June 18/2021

SCHEDULE "B-1"  
Floor Plan

Townhouse No. U209 Block 1  
Phase 1  
Model: The Rome - 3 Bed (B4)

c:\prospect\graphics\B4.bmp

SKETCH #1

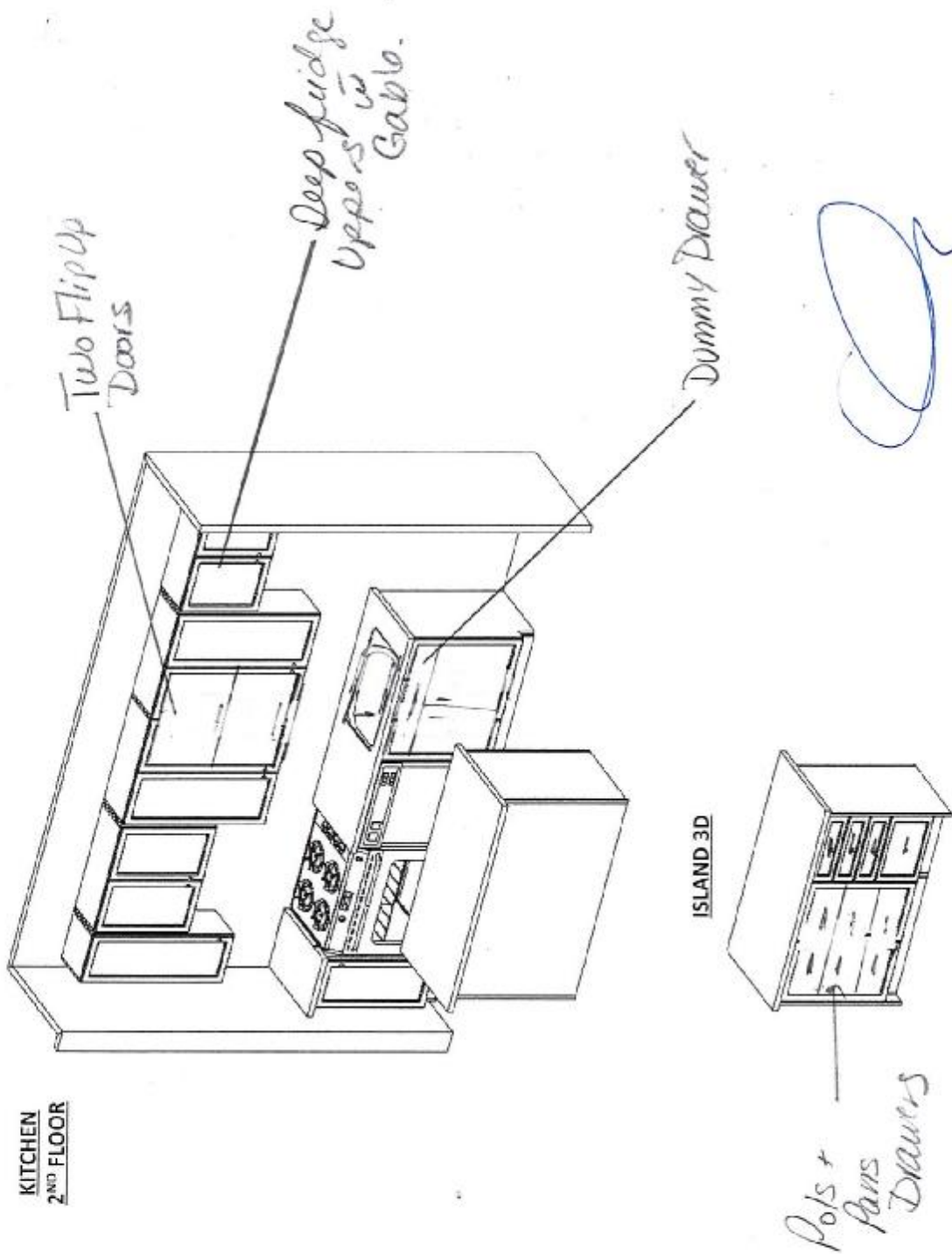


The floor plans and elevations shown are pre-construction plans and may be revised or improved as necessitated by architectural controls and the construction process. The measurements adhere to the rules and regulations of the TARION Warranty Corporation's official method for the calculation of floor area. Materials, specifications and floor plans are subject to change without notice. All house renderings are artist's concept only. Actual usable floor space may vary from the stated floor area. All options shown are upgrades. E. & O. E.

Initials: LF



Unit: U209  
Bk: 1  
"9560 Islington"  
Sketch #1 A




KITCHEN  
2ND FLOOR

NOT TO SCALE - Rendering Purpose Only



9560 ISLINGTON: UNIT U 209  
(BLK 1)  
RE: UPG. BATHROOM SINKS



## DISPLAY ITEMS

### **Sink ( Item 9)**

Contrac Catena Undermount  
Model 4210CIY

A handwritten signature in blue ink, written over a horizontal line.

9560 ISLINGTON: UNIT U 209  
(BLK 1)  
RE: UPG. KITCHEN SINK

# BLANCO

## Sink Specifications

Colour	SKU
brushed finish	401248

### Design and planning tips

- Min cabinet size: 36 in ( 915 mm )
- Bowl Depth: 9 in ( 230.0 mm )

#### Specifications:

Installation clips, Sink template, Installation instructions, 3  
½" (90 mm) stainless steel strainer

Depending on cabinet construction, a different cabinet  
size may be required. Consult the cabinet manufacturer.

## QUATRUS U 1 SUPER SINGLE

