

Kingsmen (Thames) Inc. / Havelock Corners (Kingsmen)

Lot/Unit: 67    Phase/Building: 4A    Model/Floor Plan: James (3601) Elev A 4 Bed - 2+1 Bath

CABINETRY BASE CABINETS

CABINETRY VANITY

COUNTER TOP

ELECTRICAL

HARDWOOD

|                   |  |  |
|-------------------|--|--|
| Inv.4851          | 1 - To supply & install the 3 1/2" Elements stained engineered hardwood throughout ( except tiled areas) in lieu of the standard natural as per APS... see colour chart for details. |  |
| Line 62208        | Note:  |  |
| 17Dec20 / 17Dec20 |  |  |

HEATING AND AIR CONDITIONING

MISCELLANEOUS

PAINT AND DRYWALL

|                   |   |  |
|-------------------|---|--|
| Inv.4851          | 1 - To apply PAINT EXTRAS - STAIN RAILINGS WITH IRON PICKETS (INCLUDING STAIRS).. see colour chart for details. |  |
| Line 62207        | Note:   |  |
| 17Dec20 / 17Dec20 |   |  |

PLUMBING

|                   |  |  |
|-------------------|--|--|
| Inv.4851          | 1 - To supply & install the BLANCO QUATRUS under mount sink model: 401247 in the kitchen in lieu of the standard top mount kitchen sink.... see specs                                |  |
| Line 62209        | Note: Still to install the standard single hole kitchen faucet.  |  |
| 17Dec20 / 17Dec20 |  |  |
| Inv.4851          | 1 - To supply & install the MOEN soap dispenser model: 3942 in chrome in the kitchen... see spec's<br>See sketch # 3 for installation location.                                      |  |
| Line 62210        | Note:  |  |
| 17Dec20 / 17Dec20 |  |  |
| Inv.4851          | 5 - To supply & install the CONTRA CALVIN model 4220CFY under mount sinks to the powder room, master ensuite and main bathroom in lieu of the standard top mount sinks... see spec's |  |
| Line 62211        | Note: Still to install the standard lav. faucets.  |  |
| 17Dec20 / 17Dec20 |  |  |

RAILING

|                   |  |  |
|-------------------|--|--|
| Inv.4851          | 1 - To supply & install the RAILING - UPGRADE 2 - METAL HANDRAIL WINDSOR IN OAK - PICKETS STEEL ½ INCH ROUND, SINGLE SPOON/PLAIN, WITH SHOES IN GUNMETAL - POSTS 3½ INCH SQUARE, CHAMFERED, WITH CAP OAK IN OAKin lieu of the standard throughout where applicable |  |
| Line 62206        | Note:  |  |
| 17Dec20 / 17Dec20 |  |  |

**Kingsmen (Thames) Inc. / Havelock Corners (Kingsmen)**

**Lot/Unit: 67    Phase/Building: 4A    Model/Floor Plan: James (3601) Elev A 4 Bed - 2+1 Bath**

**EXTRAS AS PER OFFER**

**Purchasers:** NAVJEET SINGH SOHI & PRITPAL KAUR SOHI **Property:** 67 of Plan - Draft Approval SB17-03-08  
**Telephone Res. / Bus:** (437) 999-9403 / **Project:** Kingsmen (Thames) Inc.  
**Decor Advisor:** Barbara Coccia **Model and Elevation:** James (3601) Elev A 4 Bed - 2+1 Bath

**Layout Changes:** ☐ Yes ☒ No **Sketch Attached:** ☒ Yes ☐ No **Exterior Colour Scheme:**

### 1. Cabinetry

|   | Style and Colour            | Counter Top               | Hardware     |
|---|-----------------------------|---------------------------|--------------|
| Kitchen / Breakfast                     | #3 Camden Maple Espresso CL | #1 C/S #9141 Ice Snow 3cm | 12881 Handle |
| Kitchen Island                          | #3 Camden Maple Espresso CL | #1 C/S #9141 Ice Snow 3cm | 12881 Handle |
| Laundry Room                            | /                           | /                         | /            |
| Powder Room                             | #3 Camden Maple Espresso CL | #1 C/S #9141 Ice Snow 2cm | 135 Knob     |
| Main Bathroom                           | #3 Camden Maple Espresso CL | #1 C/S #9141 Ice Snow 2cm | 135 Knob     |
| Master Ensuite Bathroom                 | #3 Camden Maple Espresso CL | #1 C/S #9141 Ice Snow 2cm | 135 Knob     |
| Second Ensuite Bathroom (If Applicable) | /                           | /                         | /            |
|   | /                           | /                         | /            |
|   | /                           | /                         | /            |

### Appliances

#### Custom Size Fridge

☐ Yes ☒ No

#### Valance Lighting

☐ Yes ☒ No

#### Microwave / Range Hood

☐ Yes ☒ No

#### Cooktop / Rangetop

☐ Yes ☒ No

#### Built in Wall Oven

☐ Yes ☒ No

#### Slide-in Range

☐ Yes ☒ No

### Comment

### 2. Flooring

|                               | Selection                      |
|-------------------------------|--------------------------------|
| Foyer                         | 13x13" Keaton Ice              |
| Main Hall                     | 13x13" Keaton Ice              |
| Back Hall                     | /                              |
| Breakfast                     | 13x13" Keaton Ice              |
| Laundry Room                  | 13x13" Keaton Ice              |
| Kitchen                       | 13x13" Keaton Ice              |
| Powder Room                   | 13x13" Keaton Ice              |
| Main Bathroom                 | 13x13" Keaton Ice              |
| Master Ensuite                | 13x13" Keaton Ice              |
| Bathroom (If Applicable)      | /                              |
| Mud Room                      | 13x13" Keaton Ice              |
| Master Shower Floor           | 2x2" Soho Warm Grey Matte      |
| Living Room                   | /                              |
| Dining Room                   | /                              |
| Family / Great Room           | **3 1/2" Elements Oak Bearskin |
| Den / Library / Study         | /                              |
| Basement Landing (If Applies) | /                              |
| Lower Landing (If Applicable) | **3 1/2" Elements Oak Bearskin |
| Upper Landing                 | **3 1/2" Elements Oak Bearskin |
| Upper Hall                    | **3 1/2" Elements Oak Bearskin |
| Master Bedroom                | **3 1/2" Elements Oak Bearskin |
| Bedroom #2                    | **3 1/2" Elements Oak Bearskin |
| Bedroom #3                    | **3 1/2" Elements Oak Bearskin |
| Bedroom #4                    | **3 1/2" Elements Oak Bearskin |
| Bedroom #5                    | /                              |
| Master Shower Jamb            | Anatolia Marmiline SNOW        |

Flooring Continued on Page 2

Initial:

NS PS

Page 1 of 3

DEC 17 2020

**Purchasers:** NAVJEET SINGH SOHI & PRITPAL KAUR SOHI **Property:** 67 of Plan - Draft Approval SB17-03-08  
**Telephone Res. / Bus:** (437) 999-9403 / **Project:** Kingsmen (Thames) Inc.  
**Decor Advisor:** Barbara Coccia **Model and Elevation:** James (3601) Elev A 4 Bed - 2+1 Bath

### 2. Flooring - Continued -

|                  |        |                   |
|------------------|--------|-------------------|
| Upgrade Underpad | Type   | Area              |
|                  | /      | /                 |
| Carpet on Stairs | Capped | Runner - *Upgrade |
| Comment          | /      | /                 |
| /                |        |                   |

### 3. Plumbing Fixtures / Faucets

|                |          |                |   |             |          |
|----------------|----------|----------------|---|-------------|----------|
| Kitchen        | Standard | Second Ensuite | / | Powder Room | Standard |
| Master Ensuite | Standard |                |   | Other Room  | /        |
| Main Bathroom  | Standard |                | / |             |          |

#### Comment


NOTE: The purchasers HAVE upgraded the kitchen sink to undermount.. still to install the single hole faucet. The purchasers HAVE upgraded to undermount sinks in all the bathrooms (Powder, master and main bathroom).. still to install the standard lav faucet.

### 4. Wall Tile


|                     | Tile Selection      | Listello                 | Insert                   | Insert Selection |
|---------------------|---------------------|--------------------------|--------------------------|------------------|
| Main Bathroom       | 8x10" Keaton Carbon | <input type="checkbox"/> | <input type="checkbox"/> | /                |
| Master Ensuite      |                     |                          |                          |                  |
| Tub Deck            | 13x13" Keaton Ice   | <input type="checkbox"/> | <input type="checkbox"/> | /                |
| Tub Apron           | 13x13" Keaton Ice   | <input type="checkbox"/> | <input type="checkbox"/> | /                |
| Tub Surround        | 13x13" Keaton Ice   | <input type="checkbox"/> | <input type="checkbox"/> | /                |
| Shower Stall        | 8x10" Keaton Carbon | <input type="checkbox"/> | <input type="checkbox"/> | /                |
| Second Ensuite      | /                   | <input type="checkbox"/> | <input type="checkbox"/> | /                |
|                     | /                   | <input type="checkbox"/> | <input type="checkbox"/> | /                |
|                     | /                   | <input type="checkbox"/> | <input type="checkbox"/> | /                |
| Kitchen Backsplash  | /                   | <input type="checkbox"/> | <input type="checkbox"/> | /                |
| Complete Backsplash | /                   | <input type="checkbox"/> | <input type="checkbox"/> | /                |

#### Comment

To supply and install all wall tiles in the master and main bathroom on the 10" side horizontally stacked (where applicable).



horizontal stacked



brick pattern



vertical stacked



diagonal/diamond

### 5. Fireplace

|                | Living Room           |                       |                       | Family Room           |                       |                       | Other Room - Specify Greatroom |                                  |                       |
|----------------|-----------------------|-----------------------|-----------------------|-----------------------|-----------------------|-----------------------|--------------------------------|----------------------------------|-----------------------|
|                | Purchased             | As Per Plan           | N/A                   | Purchased             | As Per Plan           | N/A                   | Purchased                      | As Per Plan                      | N/A                   |
| Fireplace Type | <input type="radio"/> | <input type="radio"/> | <input type="radio"/> | <input type="radio"/> | <input type="radio"/> | <input type="radio"/> | <input type="radio"/>          | <input checked="" type="radio"/> | <input type="radio"/> |
| Mantle Type    |                       |                       |                       |                       |                       |                       | Front Facing                   |                                  |                       |
| Over Mantle    |                       |                       |                       |                       |                       |                       | NF-08                          |                                  |                       |
| Colour / Stain |                       |                       |                       |                       |                       |                       | White                          |                                  |                       |
| Surround       |                       |                       |                       |                       |                       |                       | /                              |                                  |                       |
| Hearth         |                       |                       |                       |                       |                       |                       | /                              |                                  |                       |
| Comment        | /                     |                       |                       |                       |                       |                       |                                |                                  |                       |

Initial:

NS  
PS

Page 2 of 3



**Purchasers:** NAVJEET SINGH SOHI & PRITPAL KAUR SOHI **Property:** 67 of Plan - Draft Approval SB17-03-08  
**Telephone Res. / Bus:** (437) 999-9403 / **Project:** Kingsmen (Thames) Inc.  
**Decor Advisor:** Barbara Coccia **Model and Elevation:** James (3601) Elev A 4 Bed - 2+1 Bath

### 6. Trim Carpentry

Door Hardware

Interior Trim

Comment


/

#### Interior Doors

☐ 2 Panel Arch Top

☒ 2 Panel Square Top

☐ 6 Panel



Initial for Door Style

NS

PS

### 7. Railings and Pickets

Railing Package

Railing Colour

Picket Colour

Wood Stairs ☐ No ☒ Oak

Tread Colour

Comment

/

### 8. Plaster Mouldings and Medallions

Foyer    
 Main Hall    
 Living Room    
 Dining Room    
 Family Room

Kitchen/Breakfast    
 Den/Library    
 Lower Landing

Comment

/

### 9. Wall Paint

Kingsmen White

Smooth Ceilings ☐ First Floor  
☐ First Floor incl. Second Floor Hall  
☐ First and Second Floor  
☒ Throughout  
☐ Not Applicable

Trim Paint

### 10. Additional Comments

/

### 11. Disclaimers and Notes

- Colours of all materials are as close as possible to builder's selection, but not necessarily identical due to variances in manufacturing.
- Any extras listed above are null and void unless accompanied by a separate invoice/amendment. Said invoice must be paid in full.
- The Purchaser acknowledges that after Interior Colour Selection form is signed and dated, no further changes will be permitted other than re-selection due to unavailability. NS PS Purchaser's Initials
- The Purchaser acknowledges reading and accepting the "Kingsmen Group Décor Centre Disclaimers" form. This document contains other miscellaneous disclaimers.

This Interior Colour Selection is final and approved by:

Purchaser:  
 Signature: Navjeet Singh Date: 17 Dec 2020

Signature: Pritpal Kaur Date: 17 Dec 2020 Vendor:

Kingsmen (Thames) Inc.

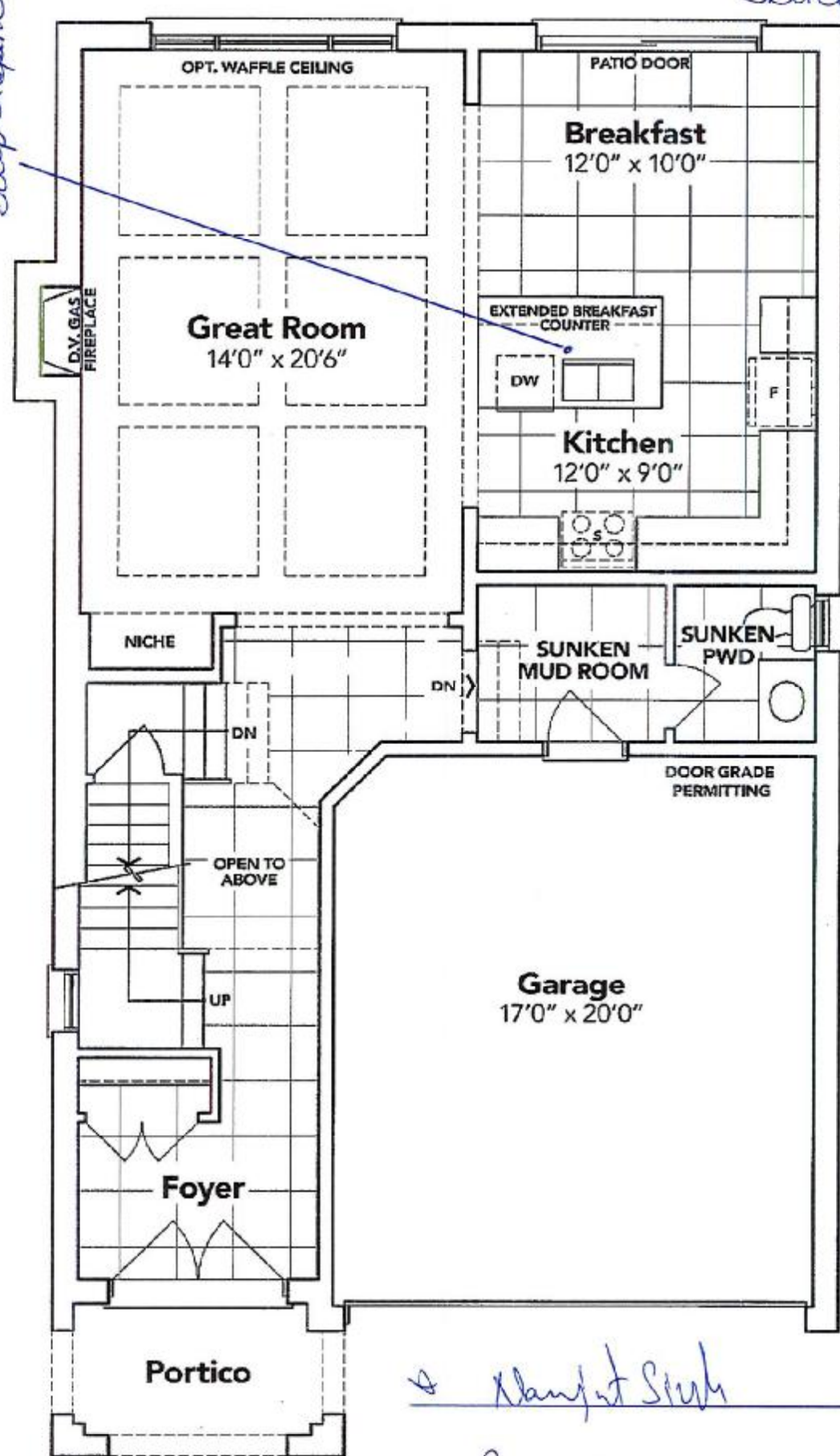
SCHEDULE "B-1"  
Floor Plan

Lot 67  
Phase 4A  
Model: James (3601) Elev A 4 Bed - 2+1 Bath  
Standard

Sketch #3

Soap dispenser

\* Location for Soap dispenser only \*



GROUND FLOOR EL. A

Handwritten Signature  
Printed Name

The floor plans and elevations shown are pre-construction plans and may be revised or improved as necessitated by architectural controls and the construction process. The measurements adhere to the rules and regulations of the TARIION Warranty Corporation's official method for the calculation of floor area. Materials, specifications and floor plans are subject to change without notice. All house renderings are artist's concept only. Actual usable floor space may vary from the stated floor area. All options shown are upgrades. E. & O. E.



DEC 17 2020

4A-67

**Lot #67**  
**Thames PH:4A**

8 Namist Sulu

8 Putral Kame



## Vanity Sinks

### CALVIN

19 1/4" OVAL UNDERMOUNT SINK

4220CFY Undermount Sink

#### PRODUCT SPECS:

- Vitreous china
- Front overflow hole
- Template and mounting hardware supplied

#### COMPLIANCE CERTIFICATIONS

Meets or exceeds the following:

- IAPMO cUPC
- ASME A112.19.2 / CSA B45.1

#### DIMENSIONS:

##### Outer:


490mm W x 410mm D x 195mm H  
19 1/4" W x 16 1/4" D x 7 3/4" H

##### Inner:

430mm W x 350mm D x 145mm H  
17" W x 13 3/4" D x 5 3/4" H

#### SHIPPING

Cube 1.53  
GW 19 lbs




#### TO BE SPECIFIED

Colour:

- Soft White

NOTES: Dimensions of fixtures are nominal and may vary within the range of tolerances established by ASME standard A112.19.2. These measurements are subject to change or cancellation. No responsibility is assumed for use of superseded or voided pages.



## Kitchen Sink

### DISPLAY ITEMS

#### Sink ( Item 17)

Blanco Quattrus U2 DBL Undermount  
O- Radius  
Model 401247



**Soap or Lotion  
Dispenser**

Model 3942  
Not available in ORB

Chrome