

Kingsmen (Thames) Inc. / Havelock Corners (Kingsmen)

Lot/Unit: 100 Phase/Building: 4A Model/Floor Plan: Edward (3602) Elev C 4 Bed - 2+1 Bath

.Miscellaneous

Electrical

MISCELLANEOUS

PLUMBING

Inv.4759	1 - To supply & install the BLANCO QUATRUS under mount sink model: 401247 in the kitchen in lieu of the standard kitchen sink... see spec's	
Line 61007	Note: Still the standard the standard single hole kitchen faucet with NO plate.	
24Sep20 / 24Sep20		

EXTRAS AS PER OFFER

Purchaser: SATNAM SINGH P S SWAICH

Property: 100 of Plan - Draft Approval SB17-03-08

Telephone Res. / Bus: /

Project: Kingsmen (Thames) Inc.

Decor Advisor: Barbara Coccia

Model and Elevation: Edward (3602) Elev C 4 Bed - 2+1 Bath

Layout Changes: ☐ Yes ☒ No

Sketch Attached: ☐ Yes ☒ No

Exterior Colour Scheme:

1. Cabinetry

	Style and Colour	Counter Top	Hardware
Kitchen / Breakfast	#3 Camden Maple Shale Grey CL	#1, C/S # 9141 Ice Snow 3cm.	#12881 Handle
Kitchen Island	#3 Camden Maple Shale Grey CL	#1, C/S # 9141 Ice Snow 3cm.	#12881 Handle
Laundry Room	/		
Powder Room	#3 Camden Maple Shale Grey CL	Calcutta Marble 4925K-07	#12881 Handle
Main Bathroom	#2 Slab PVC White Sugar	Cipollino Blanco 1881K-52	#12881 Handle
Master Ensuite Bathroom	#2 Slab PVC White Sugar	Cipollino Blanco 1881K-52	#12881 Handle
Second Ensuite Bathroom (If Applicable)	/		
	/		
	/		

Appliances

Custom Size Fridge

☐ Yes ☒ No

Valance Lighting

☐ Yes ☒ No

Microwave / Range Hood

☐ Yes ☒ No

Cooktop / Rangetop

☐ Yes ☒ No

Built in Wall Oven

☐ Yes ☒ No

Slide-in Range

☐ Yes ☒ No

Comment

Purchaser has upgraded to an under mount sink, see upgrade for details. Still to install the standard single hole faucet with NO plate.

2. Flooring

Selection

Foyer	13 x 13" Malena Ice
Main Hall	3 1/2" Elements Oak Natural
Back Hall	/
Breakfast	13 x 13" Malena Ice
Laundry Room	13 x 13" Malena Ice
Kitchen	13 x 13" Malena Ice
Powder Room	13 x 13" Malena Ice
Main Bathroom	13 x 13" Bellina Grey
Master Ensuite	13 x 13" Bellina Grey
Bathroom (If Applicable)	/
Mud Room	/
Master Ens. Shower floor	2 x 2" Soho White Matte
Living Room	/
Dining Room	3 1/2" Elements Oak Natural
Family / Great Room	3 1/2" Elements Oak Natural
Den / Library / Study	/
Basement Landing (If Applies)	
Lower Landing (If Applicable)	3 1/2" Elements Oak Natural
Upper Landing	3 1/2" Elements Oak Natural
Upper Hall	3 1/2" Elements Oak Natural
Master Bedroom	3 1/2" Elements Oak Natural
Bedroom #2	3 1/2" Elements Oak Natural
Bedroom #3	3 1/2" Elements Oak Natural
Bedroom #4	3 1/2" Elements Oak Natural
Bedroom #5	/
Master Ens. jamb/sill	Anatolia Marmiline SNOW

Flooring Continued on Page 2



Initial: _____

Page 1 of 3

Purchaser: SATNAM SINGH P S SWAICH Property: 100 of Plan - Draft Approval SB17-03-08
Telephone Res. / Bus: / Project: Kingsmen (Thames) Inc.
Decor Advisor: Barbara Coccia Model and Elevation: Edward (3602) Elev C 4 Bed - 2+1 Bath

2. Flooring - Continued -




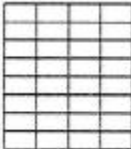
Upgrade Underpad	Type	Area
	/	/
Carpet on Stairs	Capped	Runner - *Upgrade
Comment	/	/
/		

3. Plumbing Fixtures / Faucets

Kitchen	Standard	Second Ensuite	/	Powder Room	Standard
Master Ensuite	Standard			Other Room	/
Main Bathroom	Standard		/		
Comment					
Purchaser has upgraded to an under mount sink for the kitchen, see upgrade for details. Still to install the standard single hole faucet with NO plate in the kitchen.					

4. Wall Tile

	Tile Selection	Listello	Insert	Insert Selection
Main Bathroom	8 x 10" Bellina Grey	<input type="checkbox"/>	<input type="checkbox"/>	
Master Ensuite				
Tub Deck	13 x 13" Bellina Grey	<input type="checkbox"/>	<input type="checkbox"/>	
Tub Apron	13 x 13" Bellina Grey	<input type="checkbox"/>	<input type="checkbox"/>	
Tub Surround	13 x 13" Bellina Grey	<input type="checkbox"/>	<input type="checkbox"/>	
Shower Stall	8 x 10" Bellina Grey	<input type="checkbox"/>	<input type="checkbox"/>	
Second Ensuite	/	<input type="checkbox"/>	<input type="checkbox"/>	
	/	<input type="checkbox"/>	<input type="checkbox"/>	
	/	<input type="checkbox"/>	<input type="checkbox"/>	
Kitchen Backsplash	/	<input type="checkbox"/>	<input type="checkbox"/>	
Complete Backsplash	/	<input type="checkbox"/>	<input type="checkbox"/>	
Comment				
/				



horizontal stacked

brick pattern

vertical stacked

diagonal/diamond

5. Fireplace

	Living Room			Family Room			Other Room - Specify/Great Room		
	Purchased	As Per Plan	N/A	Purchased	As Per Plan	N/A	Purchased	As Per Plan	N/A
	<input type="radio"/>	<input type="radio"/>	<input checked="" type="radio"/>	<input type="radio"/>	<input type="radio"/>	<input checked="" type="radio"/>	<input type="radio"/>	<input checked="" type="radio"/>	<input type="radio"/>
Fireplace Type							Front Facing		
Mantle Type							NF-8		
Over Mantle							/		
Colour / Stain							White		
Surround							/		
Hearth							/		
Comment									
/									

Initial: 

Purchaser: SATNAM SINGH P S SWAICH

Telephone Res. / Bus: /

Decor Advisor: Barbara Coccia

Property: 100 of Plan - Draft Approval SB17-03-08

Project: Kingsmen (Thames) Inc.

Model and Elevation: Edward (3602) Elev C 4 Bed - 2+1 Bath

6. Trim Carpentry

Door Hardware

Interior Trim

Comment

/

Interior Doors

☐ 2 Panel Arch Top

☒ 2 Panel Square Top

☐ 6 Panel



Initial for Door Style

CS

7. Railings and Pickets

Railing Package

Railing Colour

Picket Colour

Wood Stairs ☐ No ☒ Oak

Tread Colour

Comment

/

8. Plaster Mouldings and Medallions

Foyer

Main Hall

Living Room

Dining Room

Family Room

Kitchen/Breakfast

Den/Library

Lower Landing

Comment

/

9. Wall Paint

Kingsmen White

Smooth Ceilings ☐ First Floor
☐ First Floor incl. Second Floor Hall
☐ First and Second Floor
☒ Throughout
☐ Not Applicable

Trim Paint

10. Additional Comments

/

11. Disclaimers and Notes

- Colours of all materials are as close as possible to builder's selection, but not necessarily identical due to variances in manufacturing.
- Any extras listed above are null and void unless accompanied by a separate invoice/amendment. Said invoice must be paid in full.
- The Purchaser acknowledges that after Interior Colour Selection form is signed and dated, no further changes will be permitted other than re-selection due to unavailability. *CS* Purchaser's Initials
- The Purchaser acknowledges reading and accepting the "Kingsmen Group Décor Centre Disclaimers" form. This document contains other miscellaneous disclaimers.

This Interior Colour Selection is final and approved by:

Purchaser:


Signature: *[Signature]* Date: *24/09/2020*

Vendor:

Kingsmen (Thames) Inc.

SEP 24 2020
Thames 4A: LOT #100
Re: Upg. Undermount
Kitchen Sink
* Still to install Std. Single hole Kitchen
faucet, * NO PLATE *

QUATRUS®
Undermount



Undermount
Minimum Cabinet Size*
36" (915 mm)
Bowl Depth
9" (229 mm)
Cubed Weight
55 lb. (25 kg)

401247

\$ 888

406349	Grid	\$ 17
406345	Ash Cutting Board	\$ 30
406344	Workstation	\$ 152
517666	CapFlow™	\$ 37

[Handwritten Signature]