

Kingsmen (Thames) Inc. / Havelock Corners (Kingsmen)

Lot/Unit: 13 Phase/Building: 4A Model/Floor Plan: Edward (3602) Elev C 4 Bed - 2+1 Bath

CABINETRY

CABINETRY ACCESSORIES

CABINETRY BASE CABINETS

CABINETRY MICROWAVE OVEN STOVE COOKTOP

Inv.4735	1 - DELETE the accomodations for the SLIDE-IN STOVE PREP AND CUT-OUT FOR LAMINATE COUNTERTOP - SUPPLY SPECS - LAMINATE COUNTER SHOULD BE CLEAN CUT - SEE 01F - VIKING SERIES, purchaser has upgraded to a quartz counter top, see sep. extra.	
Line 60387	Note: This item was purchased during the structural appointment and is no longer required, disregard the specifications given at the time of structural dated April 29, 2020.	
1Sep20 / 1Sep20		
Inv.4735	1 - To accomodate for SLIDE-IN STOVE PREP FOR GRANITE - SUPPLY SPECS - VIKING SERIES cabintry only... see NEW stove spec's attached.	
Line 60394	Note:	
1Sep20 / 1Sep20		

CABINETRY PANTRY

CABINETRY VANITY

CABINETRY WALL AND HUTCH

CARPET

Inv.4735	1 - To supply & install ESCAPE TO MAUI carpet throughout the 2nd. floor in lieu of the standard carpet...see colour chart for details.	
Line 60376	Note: Still to install the standard under pad.	
1Sep20 / 1Sep20		

COUNTER TOP

Inv.4735	1 - To supply & install the level #1 quartz counter top in the powder room in lieu of the standard laminate counter top...see colour chart for details.	
Line 60390	Note: Purchaser has upgraded to under mount sink, see sep. extra. Still to install the standard facuet.	
1Sep20 / 1Sep20		
Inv.4735	1 - To supply & install the level #2 quartz counter top in the main bathroom in lieu of the standard laminate counter top...see colour chart for details.	
Line 60391	Note: Purchaser has upgraded to under mount sinks, see sep. extra. Still to install the standard facuet.	
1Sep20 / 1Sep20		
Inv.4735	1 - To supply & install the level #2 quartz counter top in the master ensuite bathroom in lieu of the standard laminate counter top...see colour chart for details.	
Line 60392	Note: Purchaser has upgraded to under mount sinks, see sep. extra. Still to install the standard facuet.	
1Sep20 / 1Sep20		

COUNTER TOP - EXTRAS

Kingsmen (Thames) Inc. / Havelock Corners (Kingsmen)

Lot/Unit: 13 Phase/Building: 4A Model/Floor Plan: Edward (3602) Elev C 4 Bed - 2+1 Bath

Inv.4735	1 - DELETE accomodations for CLEAN CUT - NO BACKSPLASH ON LAMINATE COUNTERTOPS - FOR ALL COOKTOPS AND SLIDE-IN STOVES AND HUTCH CABINETS - VIKING SERIES, purchaser has upgraded to a quartz counter top, see sep. extra.	
Line 60388	Note: This item was purchased during the structural appointment and is no longer required, disregard the specifications given at the time of structural dated April 29, 2020.	
1Sep20 / 1Sep20		

COUNTER TOP - KITCHEN

Inv.4735	1 - To supply & install the level #3 quartz counter top in the kitchen in lieu of the standard laminate countertop... see colour chart for details.	
Line 60382	Note: Install the standard kitchen faucet with single hole and no PLATE	
1Sep20 / 1Sep20		

ELECTRICAL

HARDWOOD

Inv.4735	1 - To supply & install the KENTWOOD PROGRESSIVES BRUSHED OAK 5" - DINING ROOM in lieu of the standard hardwood....see colour chart for details.	
Line 60364	Note:	
1Sep20 / 1Sep20		
Inv.4735	1 - To supply & install the KENTWOOD PROGRESSIVES BRUSHED OAK 5" - - MAIN HALL in lieu of the standard hardwood....see colour chart for details.	
Line 60367	Note:	
1Sep20 / 1Sep20		
Inv.4735	1 - To supply & install the KENTWOOD PROGRESSIVES BRUSHED OAK 5" - - GREAT ROOM in lieu of the standard hardwood...see colour chart for details	
Line 60368	Note:	
1Sep20 / 1Sep20		
Inv.4735	1 - To supply & install the KENTWOOD PROGRESSIVES BRUSHED OAK 5" - - LOWER LANDING in lieu of the standard hardwood.... see colour chart for details.	
Line 60369	Note:	
1Sep20 / 1Sep20		
Inv.4735	2 - To supply & install the KENTWOOD PROGRESSIVES BRUSHED OAK 5" - - UPPER LANDING'S in lieu of the standard hardwood. see colour chart for details.	
Line 60370	Note:	
1Sep20 / 1Sep20		
Inv.4735	1 - To supply & install the KENTWOOD PROGRESSIVES BRUSHED OAK 5" - to the FOYER AREA in lieu of the standard tile..see colour chart for details... see skech # 3	
Line 60371	Note:	
1Sep20 / 1Sep20		

HEATING AND AIR CONDITIONING

MISCELLANEOUS

PAINT AND DRYWALL

Kingsmen (Thames) Inc. / Havelock Corners (Kingsmen)

Lot/Unit: 13 Phase/Building: 4A Model/Floor Plan: Edward (3602) Elev C 4 Bed - 2+1 Bath

Inv.4735	1 - To PAINT EXTRAS - STAIN STAIRS (EXCLUDING RAILINGS) (PER FLIGHT - OAK) ...see colour chart for details.	
Line 60373	Note:	
1Sep20 / 1Sep20		
Inv.4735	1 - To PAINT EXTRAS - STAIN RAILINGS WITH IRON PICKETS (INCLUDING STAIRS) see colour chart for details.	
Line 60374	Note:	
1Sep20 / 1Sep20		

PLUMBING

Inv.4735	1 - Raise toe tester in both in the master ensuite and main bathroom showers by approx. 32" +- up from unfinished floors.	
Line 60395	Note:	
1Sep20 / 1Sep20		
Inv.4735	5 - To supply & install the CONTRAC Catena under mount sink model 4210CIY in white in the powder room, master ensuite and main bathroom... see spec's attached.	
Line 60393	Note: Still to install the standard faucets.	
1Sep20 / 1Sep20		
Inv.4735	1 - To supply & install the BLANCO QUATRUS under mount sink model: 401247 in the kitchen in lieu of the standard kitchen sink... see spec's attached.	
Line 60383	Note: Install the standard kitchen faucet with single hole and no PLATE	
1Sep20 / 1Sep20		
Inv.4735	2 - TO supply & install the BLANCO grids for the upgraded under mount kitchen sink in the kitchen Model: 406349 see spec's attached.	
Line 60384	Note:	
1Sep20 / 1Sep20		
Inv.4735	2 - To supply & install TWO MOEN soap dispensers in the kitchen... see spec'ssee sketch # 3 for locations model: 3942 in chrome	
Line 60389	Note:	
1Sep20 / 1Sep20		

RAILING

Inv.4735	1 - RAILING - UPGRADE 1 - METAL HANDRAIL 3 INCH OVAL IN OAK - PICKETS STEEL ½ INCH SQUARE, PLAIN, WITH SHOES IN FLAT BLACK - POSTS 3½ INCH SQUARE, WITH CAP OAK IN OAK	
Line 60372	Note:	
1Sep20 / 1Sep20		

TILE - FLOOR

Inv.4735	1 - To supply & install the UPGRADE 4 - FLOOR TILE - - KITCHEN/BREAKFAST TILE in lieu of the standard tile... see colour chart for details.	
Line 60375	Note:	
1Sep20 / 1Sep20		
Inv.4735	1 - To supply & install the upgraded Anatolia Marmiline shower jamb/sill where applicable for the master ensuite shower... see colour chart for details.	
Line 60377	Note:	
1Sep20 / 1Sep20		

Kingsmen (Thames) Inc. / Havelock Corners (Kingsmen)

Lot/Unit: 13 Phase/Building: 4A Model/Floor Plan: Edward (3602) Elev C 4 Bed - 2+1 Bath

Inv.4735	1 - To supply & install the UPGRADE 1 - SHOWER FLOOR TILE - - ENSUITE SHOWER FLOOR TILE ... see colour chart for details...	
Line 60378	Note:	
1Sep20 / 1Sep20		
Inv.4735	1 - To supply & install the UPGRADE 1 - SHOWER FLOOR TILE - MAIN BATHROOM SHOWER FLOOR TILE ... see colour chart for details...	
Line 60379	Note:	
1Sep20 / 1Sep20		

TRIM

Inv.4735	1 - To supply & install the upgraded INTERIOR DOORS - UPGRADE TO BERKLEY HOLLOW CORE throughout in lieu of the standard doors.	
Line 60380	Note:	
1Sep20 / 1Sep20		
Inv.4735	1 - To supply & install the DOOR LEVER - UPGRADE TO MONTREAL SQUARE ROSE PASSAGE LEVERS - MATTE BLACK throughout in lieu of the standard handles.	
Line 60381	Note:	
1Sep20 / 1Sep20		

EXTRAS AS PER OFFER

VENDOR TO INSTALL CAPPED GAS LINE (ROUGH-IN ONLY) AT REAR OF HOME FOR FUTURE BBQ LOCATION. LOCATION TO BE FINALIZED AT VENDORS SOLE DISCRETION. <i>Worksheet</i> Note:	
---	--

4A-10+13

4A-10+13

Purchaser: Inderjeet Singh Soni

Property: 13 of Plan - Draft Approval SB17-03-08

Telephone Res. / Bus: /

Project: Kingsmen (Thames) Inc.

Decor Advisor: Barbara Coccia

Model and Elevation: Edward (3602) Elev C 4 Bed - 2+1 Bath

Layout Changes: ☒ Yes ☐ NoSketch Attached: ☒ Yes ☐ NoExterior Colour Scheme:

1. Cabinetry

	Style and Colour	Counter Top	Hardware
Kitchen / Breakfast	#3 Camden Maple Shale Grey CL	*#3 C/S #6313 Turbine Grey 3cm	Handle 12843
Kitchen Island	#3 Camden Maple Shale Grey CL	*#3 C/S #6313 Turbine Grey 3cm	Handle 12843
Laundry Room	/	/	/
Powder Room	Cape Code Paint Orchid	*#1 C/S #3040 Cement 2cm	Knob 135
Main Bathroom	#3 Camden Maple Oregano	*#2 C/S #4220 Buttermilk 2cm	Handle 9671
Master Ensuite Bathroom	#3 Charleston 3DL Moonlight	#2 H/S Specchio White 2cm	Handle 9661
Second Ensuite Bathroom (If Applicable)	/	/	/
	/	/	/
	/	/	/

Appliances

Custom Size Fridge

☒ Yes ☐ No

Valance Lighting

☒ Yes ☐ No

Microwave / Range Hood

☐ Yes ☒ No

Cooktop / Rangetop

☐ Yes ☒ No

Built in Wall Oven

☐ Yes ☒ No

Slide-in Range

☒ Yes ☐ No

Comment

Purchaser has upgraded to the lower valance trim, no rough in wires or lights have been purchased.
Slide in stove accomodations have been revised see invoice for details and new specs.

2. Flooring

	Selection
Foyer	*5" Elements Brushed Oak Stonecrop
Main Hall	*5" Elements Brushed Oak Stonecrop
Back Hall	/
Breakfast	*UPG #4 24X24" Mayfair Stella Argento HD Glazed Porcelain
Laundry Room	13x13" Cinq Grey
Kitchen	*UPG #4 24X24" Mayfair Stella Argento HD Glazed Porcelain
Powder Room	13x13" Cinq Grey
Main Bathroom	13x13" Malena Ivory
Master Ensuite	13x13" Malena Carbon
Bathroom (If Applicable)	/
Mud Room	/
Shower Floor	Master Ensuite: *2x2" Soho Taupe Matte Main Bathroom: *2x2" Soho Biscuit Matte
Living Room	/
Dining Room	*5" Elements Brushed Oak Stonecrop
Family / Great Room	*5" Elements Brushed Oak Stonecrop
Den / Library / Study	/
Basement Landing (If Applies)	/
Lower Landing (If Applicable)	*5" Elements Brushed Oak Stonecrop
Upper Landing	*5" Elements Brushed Oak Stonecrop
Upper Hall	*Escape to Maui- 14722 Macrame
Master Bedroom	*Escape to Maui- 14722 Macrame
Bedroom #2	*Escape to Maui- 14722 Macrame
Bedroom #3	*Escape to Maui- 14722 Macrame
Bedroom #4	*Escape to Maui- 14722 Macrame
Bedroom #5	/
Shower Jamb	Master Ensuite: *Anatolia Marmiline Shadow Main Bathroom: Anatolia Marmiline Ivory

4A-1013

Purchaser: Inderjeet Singh Soni

Property: 13 of Plan - Draft Approval SB17-03-08

Telephone Res. / Bus: /

Project: Kingsmen (Thames) Inc.

Decor Advisor: Barbara Coccia

Model and Elevation: Edward (3602) Elev C 4 Bed - 2+1 Bath

2. Flooring - Continued -

Upgrade Underpad	Type	Area
	STD	Second Floor
Carpet on Stairs	Capped	Runner - *Upgrade
Comment	/	/

3. Plumbing Fixtures / Faucets

Kitchen	STD	Second Ensuite	/	Powder Room	STD
Master Ensuite	STD			Other Room	/
Main Bathroom	STD				

Comment

Purchaser has upgraded all sinks throughout, in the kitchen and all bathrooms (Powder room, master ensuite and main bathroom), still to install the standard faucets. See invoice for details.

4. Wall Tile


	Tile Selection	Listello	Insert	Insert Selection
Main Bathroom	8x10" Malena Ivory	<input type="checkbox"/>	<input type="checkbox"/>	/
Master Ensuite				
Tub Deck	13x13" Malena Carbon	<input type="checkbox"/>	<input type="checkbox"/>	/
Tub Apron	13x13" Malena Carbon	<input type="checkbox"/>	<input type="checkbox"/>	/
Tub Surround	13x13" Malena Carbon	<input type="checkbox"/>	<input type="checkbox"/>	/
Shower Stall	8x10" Malena Ice	<input type="checkbox"/>	<input type="checkbox"/>	/
Second Ensuite	/	<input type="checkbox"/>	<input type="checkbox"/>	/
	/	<input type="checkbox"/>	<input type="checkbox"/>	/
	/	<input type="checkbox"/>	<input type="checkbox"/>	/
Kitchen Backsplash		<input type="checkbox"/>	<input type="checkbox"/>	/
Complete Backsplash	/	<input type="checkbox"/>	<input type="checkbox"/>	/

Comment

To supply and install all wall tiles in the master ensuite and the main bathroom on the 10" horizontally stacked, where applicable.




horizontal stacked



brick pattern



vertical stacked



diagonal/diamond

5. Fireplace

Living Room

Purchased As Per Plan N/A



Family Room

Purchased As Per Plan N/A



Other Room - Specify Great Room

Purchased As Per Plan N/A



Fireplace Type

Mantle Type

Over Mantle

Colour / Stain

Surround

Hearth

Comment

Front Facing

NF-08

/

White

/

/

Initial:

95

Page 2 of 3

4A-1013

4A
Set 13

Purchaser: Inderjeet Singh Soni

Property: 13 of Plan - Draft Approval SB17-03-08

Telephone Res. / Bus: /

Project: Kingsmen (Thames) Inc.

Decor Advisor: Barbara Coccia

Model and Elevation: Edward (3602) Elev C 4 Bed - 2+1 Bath

6. Trim Carpentry

Door Hardware *Montreal Square Rose Flat Black

Interior Trim STD

Comment

Purchaser has upgraded interior doors, see invoice for details.

Interior Doors

☐ 2 Panel Arch Top

☐ 2 Panel Square Top

☐ 6 Panel

Initial for Door Style

JS

7. Railings and Pickets

Railing Package *UPG #1 Metal Package

Railing Colour Elements Stonecrop

Picket Colour Black

Wood Stairs ☐ No ☒ Oak

Tread Colour Elements Stonecrop

Comment

8. Plaster Mouldings and Medallions

Foyer

/

/

Kitchen/Breakfast

/

/

Main Hall

/

/

Den/Library

/

/

Living Room

/

/

Lower Landing

/

/

Dining Room

/

/

/

/

Family Room

/

/

/

/

Comment

9. Wall Paint

Kingsmen White

Smooth Ceilings ☐ First Floor

☐ First Floor incl. Second Floor Hall

☐ First and Second Floor

☒ Throughout

☐ Not Applicable

Trim Paint Kingsmen White

10. Additional Comments

11. Disclaimers and Notes

- Colours of all materials are as close as possible to builder's selection, but not necessarily identical due to variances in manufacturing.
- Any extras listed above are null and void unless accompanied by a separate invoice/amendment. Said invoice must be paid in full.
- The Purchaser acknowledges that after Interior Colour Selection form is signed and dated, no further changes will be permitted other than re-selection due to unavailability. JS Purchaser's Initials
- The Purchaser acknowledges reading and accepting the "Kingsmen Group Décor Centre Disclaimers" form. This document contains other miscellaneous disclaimers.

This Interior Colour Selection is final and approved by:

Purchaser:

Signature: Inderjeet Singh Soni Date: Sep 2, 20

Vendor:

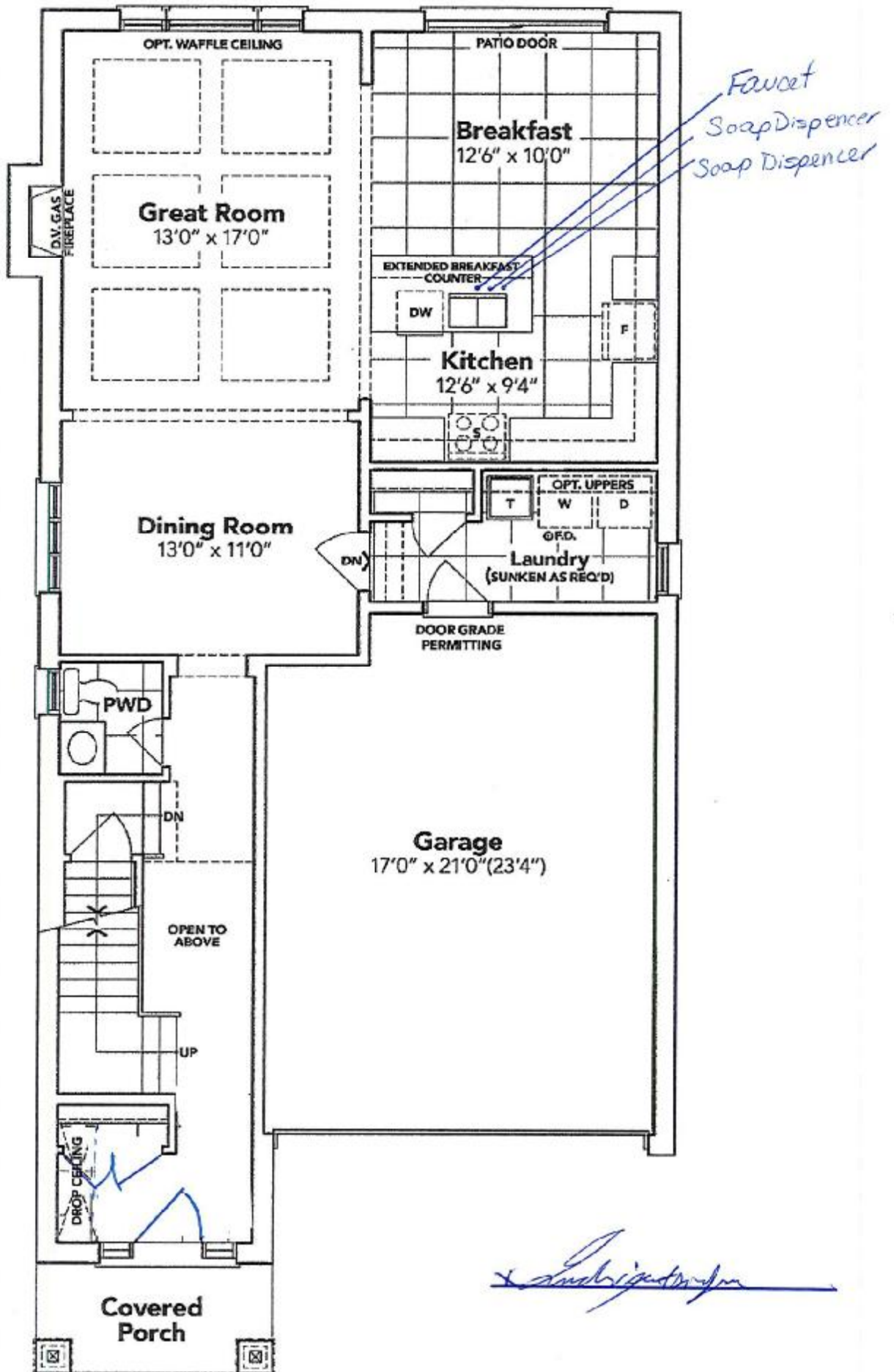
Kingsmen (Thames) Inc.

Matthew Castelli
Sept 10 / 20

SCHEDULE "B-1"
Floor Plan

Lot 13
Phase 4A
Model: Edward (3602) Elev C 4 Bed - 2+1 Bath
Standard

Sketch #3



GROUND FLOOR EL. C

The floor plans and elevations shown are pre-construction plans and may be revised or improved as necessitated by architectural controls and the construction process. The measurements adhere to the rules and regulations of the TARION Warranty Corporation's official method for the calculation of floor area. Materials, specifications and floor plans are subject to change without notice. All house renderings are artist's concept only. Actual usable floor space may vary from the stated floor area. All options shown are upgrades. E. & O. E.

SCHEDULE "B-1" - Page 3 of 3

Thames 4A
Lot 13

4A-
Lot 13

Soap or Lotion Dispensers

Traditional Transitional Modern

However you define your faucet's style,
you can assure a coordinated look with Moen soap dispensers.

4A - Lot 13




Soap or Lotion
Dispenser

Model 3942

Not available in ORB

Chrome - \$282.19

QUATRUS® Undermount



Undermount * 401247
Minimum Cabinet Size*
36" (915 mm)
Bowl Depth
9" (229 mm)
Cubed Weight
55 lb. (25 kg)

\$ 888 * 4013149 Grid \$ 171
4013146 Ash Cutting \$ 301
Room
4013144 Workstation \$ 152
547986 CapFlow™ \$ 37

Andrijastrigman


Thames 4A
Lot 13

4A-16+13

4A
Lot 13



Main Floor Vanity Display



DISPLAY ITEMS

Sink (Item 9)

Contrac Catena Undermount
Model 4210CIY

+ *Andrew Johnson*

Lot: 13 Thames PH. 4A

4A-1013

4A
Lot 13

Re: Slide n See. only for cabinetry Spec's Only



Signature

Whirlpool WEG750H0HZ

Whirlpool WEG750H0HZ Range, Free Standing & Slide In, Gas Range, 30 inch Exterior Width, Self Clean, Convection, 5 Burners, Sealed Burners (Gas), 5.8 cu. ft. Capacity, Storage Drawer, 1 Ovens, Wifi Enabled, 17K BTU, Front Controls, Stainless Steel colour

Lot: 13 Thames PH-4A

4A-1013

4A
Lot 13

Re: Slide 'n Sec. only for cabinetry Spec's Only

Frederick W. W. W.

Mobile Home - Additional Installation Requirements

The installation of this range must conform to the Manufactured Home Construction and Safety Standard, Title 24 CFR, Part 3280 (formerly the Federal Standard for Mobile Home Construction and Safety, Title 24, HUD Part 280). When such standard is not applicable, use the Standard for Manufactured Home Installations, ANSI A225.1/NFPA 501A or with local codes.

In Canada, the installation of this range must conform with the current standards CAN/CSA-A240-latest edition, or with local codes.

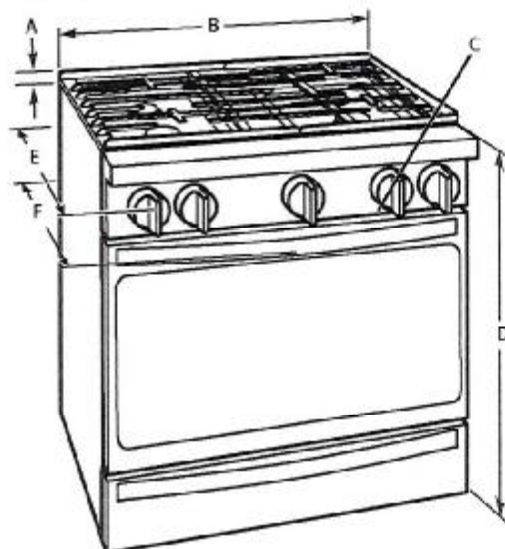
Mobile Home Installations Require:

- When this range is installed in a mobile home, it must be secured to the floor during transit. Any method of securing the range is adequate as long as it conforms to the standards listed above.

Product Dimensions

These instructions cover several models. Your model may appear different from the models depicted. Dimensions given are maximum dimensions across all models.

Model WEG750



- A. 1 $\frac{3}{4}$ " (3.0 cm) height from cooktop to top of vent
- B. 29 $\frac{1}{2}$ " (75.9 cm)
- C. Model/serial/rating plate (located behind the oven door on the top right-hand side of the oven frame)
- D. 36" (91.4 cm) height to top of cooktop edge with leveling legs screwed in all the way*

- E. 27" (68.8 cm) max. depth from front of console to back of range
- F. 28 $\frac{1}{8}$ " (72.7 cm) max. depth from handle to back of range

IMPORTANT: Range must be level after installation. Follow the instructions in the "Level Range" section. Using the cooktop as a reference for leveling the range is not recommended.

*Range can be raised approximately 1" (2.5 cm) by adjusting the leveling legs.

Lot: 13 Thames PH-4A

4A-1013

4A
Lot 13

Re: Slide'n Sec. only for cabinetry. Spec's Boy-

Exchanged

Cabinet Dimensions

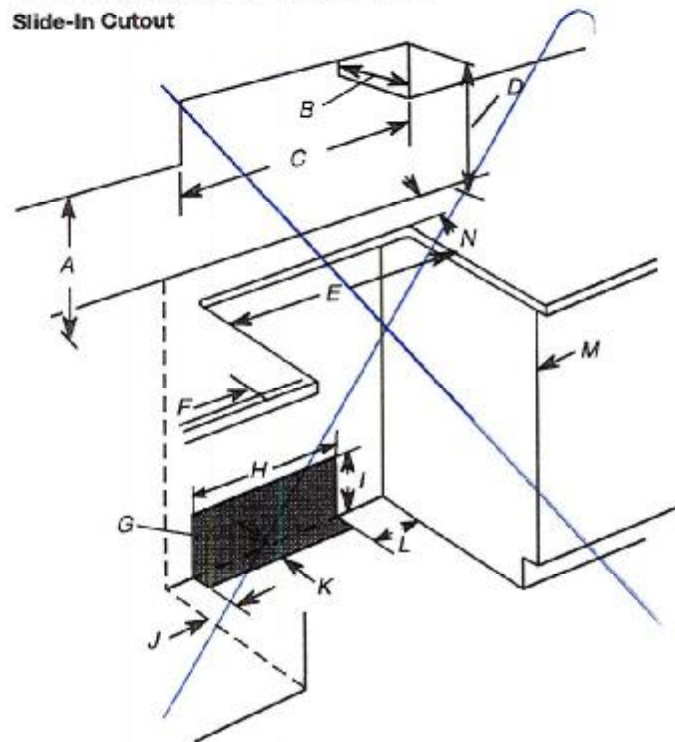
Cabinet opening dimensions shown are for 25" (64.0 cm) countertop depth, 24" (61.0 cm) base cabinet depth, and 36" (91.4 cm) countertop height.

IMPORTANT: If installing a range hood or microwave hood combination above the range, follow the range hood or microwave hood combination installation instructions for dimensional clearances above the cooktop surface.

Range may be installed next to combustible walls with zero clearance.

NOTE: When installed in a slide-in cutout, the front of oven door may protrude beyond the base cabinet.

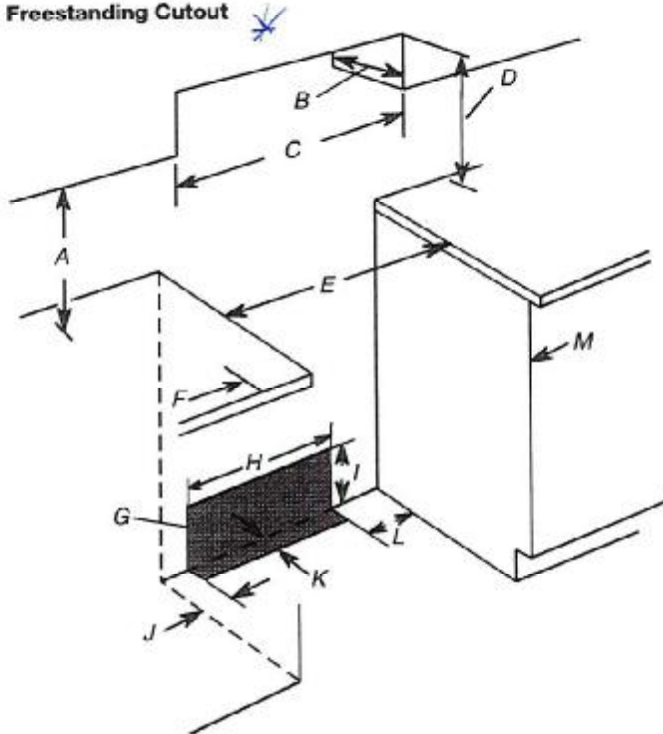
Slide-In Cutout



- A. 18" (45.7 cm) upper side cabinet to countertop
- B. 13" (33 cm) max. upper cabinet depth
- C. 30" (76.2 cm) min. opening width
- D. For minimum clearance to top of cooktop, see NOTE*
- E. 30" (76.2 cm) min. opening width
- F. 3" (7.6 cm) min. clearance from both sides of range to side wall or other combustible material
- G. The shaded area is recommended for installation of rigid gas pipe and grounded outlet.
- H. 13 1/8" (33.3 cm)
- I. 7 1/16" (19.5 cm)
- J. 4 1/16" (12.2 cm)
- K. 3 1/16" (9.4 cm) plus measurement of N
- L. 12" (30.5 cm)
- M. Cabinet door or hinges should not extend into the cutout.
- N. Remaining counter depth should not exceed 2 1/4" (5.7 cm)

* **NOTE:** 24" (61.0 cm) minimum when bottom of wood or metal cabinet is shielded by not less than 1/4" (6.4 mm) flame retardant millboard covered with not less than No. 28 MSG sheet steel, 0.015" (0.4 mm) stainless steel, 0.024" (0.6 mm) aluminum or 0.020" (0.5 mm) copper.
30" (76.2 cm) minimum clearance between the top of the cooking platform and the bottom of an uncovered wood or metal cabinet.

Freestanding Cutout



- A. 18" (45.7 cm) upper side cabinet to countertop
- B. 13" (33 cm) max. upper cabinet depth
- C. 30" (76.2 cm) min. opening width
- D. For minimum clearance to top of cooktop, see NOTE*
- E. 30" (76.2 cm) min. opening width
- F. 3" (7.6 cm) min. clearance from both sides of range to side wall or other combustible material
- G. The shaded area is recommended for installation of rigid gas pipe and grounded outlet.
- H. 13 1/8" (33.3 cm)
- I. 7 1/16" (19.5 cm)
- J. 4 1/16" (12.2 cm)
- K. 3 1/16" (9.4 cm)
- L. 12" (30.5 cm)
- M. Cabinet door or hinges should not extend into the cutout.

Lot: 13 Thames PH: 4A
Delete Slide'n Stove Acc.

4A.
Lot 13

LOT: 13 THAMES PH: 4A RE: GAS 30" SLIDE-IN STOVE
SPEC'S

[Signature]



WHIRLPOOL 5.8 CU. FT. SMART SLIDE-IN GAS RANGE - WEGA25HOHZ

\$ 1,899.00

SKU: WEGA25HZ
VSN: WEGA25HOHZ

[Signature]

Dimensions

Width: 29.88" (75.9 cm) Height: 36" (91.4 cm) Depth: 28.63" (72.7 cm)

Beautifully modern and packed with power – this Whirlpool 5.8-cubic-foot slide-in range was built to give you full control in the kitchen. On top, you have a powerful stove with durable EZ-2-Lift™ cast-iron grates that are hinged and dishwasher safe, plus an extra central oval burner to make cooking with large cookware simple. Inside the oven, take full advantage of settings like Party Mode and Frozen Bake™ designed save you time and get food to the table faster. Plus, fingerprint resistant stainless steel keeps this range looking clean and sparkling by repelling smudges.

Whirlpool

<https://www.thebrick.com/products/whirlpool-5-8-cu-ft-smart-slide-in-gas-range-wega25h0hz?view=print>

Lot:13 Thanks PH:4A
delite Slide'n Stove Acc.

4A
Lot 13

Handwritten signature

4/24/2020

Whirlpool 5.8 Cu. Ft. Smart Slide-In Gas Range - WEGA25H0HZ | The Brick

Unique Features LOT:13 THANKS PH:4A RE: GAS 30" SLIDE'N
STOVE SPECS CONT

Convection Conversion:

Your oven automatically converts traditional recipes for convection cooking by adjusting cooking times and temperatures for you.

Control Lock Mode:

From your smart device you can remotely disable the control panel to avoid unintended use.

Rapid Preheat:

Save time with 20% faster preheating. A rear fan combined with the use of all of the elements helps to heat the oven quickly.

Griddle:

Make pancakes, grill vegetables or sear steaks with the included griddle that lets you cook breakfast, lunch and dinner right on the cooktop.

Temperature Sensor:

Get evenly baked food with a sensor that monitors oven temperature and adjusts the cooking elements automatically.

Sabbath Mode:

Use your smartphone or tablet to remotely set the oven to remain on the "Bake" setting at a constant. When this mode is enabled, displays, tones and all other cooking and cleaning cycles are disabled.

Handwritten signature

General Details

VSN	WEGA25H0HZ
UPC/GTIN	883049457260
Appliance Features	Child Lock, Fingerprint-Resistant, Smart Capable
Cooking Features	Built-In Thermometer, Convection, Sabbath Mode, Self-Clean, Storage Drawer
Range Type	Slide-In
Fuel Type	Gas
Control Panel	Electronic Touch
Handle Type	Towel Bar

Cooktop Details

Cooktop Surface	Porcelain Coated Steel
Cooktop Grates	Dishwasher Safe, Matte Finish, Porcelain Coated Cast Grates, Hinged
Cooktop Modes	Simmer, High Output, Dual Flame
Other Burner(s)	Central Oval Burner

<https://www.thebrick.com/products/whirlpool-5-8-cu-ft-smart-slide-in-gas-range-wega25h0hz?view=print>

LOT:13 Thames PH:4A
delete Slide'n Stove Acc.

4A
Lot 13

General Details

Ignition Type

Direct Spark Ignition

LOT:13 THAMES PH:4A RE: GAS 30" SLIDE'
STOVE SPEC'S CON IT

Oven Details

Oven Modes

Broil, Cancel/Off, Clock, Control Lock, Convection Modes, Cook Time Indicator, Delay Start, Convection Baked Goods, Easy Convection Meats, Easy Convection Pizza, Energy Save Mode, Easy Frozen Bake, Full Meal Cook, Keep Warm Setting, Language Conversion, Proofing, Rapid Sabbath Mode, Timer

Baking Elements

18,000 BTU

Broiler Element

Top of Oven

Lighting

Incandescent

Door

Metal and Glass

Installation Details

Installation Requirements

https://api.whirlpoolcentral.ca/_resources/documents/WEGA25H0H2_Installation_instruc

Instruction Manual URL

Instruction Manual
(https://api.whirlpoolcentral.ca/_resources/documents/WEGA25H0H2_use_and_care_en_1)

Additional Details

Technology Features

Smart Capable, Wi-Fi

Safety Details

See Owner's Guide

Certification(s)

ADA Height and Operation Compliant, Kosher Consumer Friendly

Additional Dimensions

Oven Capacity (cu. ft.)

5.8

Depth with Door Open 90 degrees (in.)

48.875

Other Dimensions

- Width:29.875
- Height:36
- Depth:28.625

<https://www.thebrick.com/products/whirlpool-5-8-cu-ft-smart-slide-in-gas-range-wega25h0h2?view=print>