

Kingsmen (Thames) Inc. / Havelock Corners (Kingsmen)

Lot/Unit: 52    Phase/Building: 4A    Model/Floor Plan: Louis (4203) Elev C 4 Bed - 4+1 Bath

CABINETRY

Inv.4707	4 - To supply & install FOUR dummy doors to the kitchen island, Two on each side... see sketch # 4	
Line 60182	Note:	
5Aug20 / 5Aug20		

CABINETRY APPLIANCE - FRIDGE

CABINETRY HARDWARE

Inv.4712	1 - To supply & install th eBASE WASTE / RECYCLE CENTER PULL OUT DOOR - ONLY AVAILABLE IN 45 CM CABINET (2) 35L BINS - PRICE IS PER UNIT in the kitchen... see sketch # 4	
Line 60226	Note: This upgrade was missed during the interior finishing appointment.	
10Aug20 / 10Aug20		

CABINETRY MICROWAVE OVEN STOVE COOKTOP

CABINETRY WALL AND HUTCH

Inv.4707	2 - To supply & install TWO COMBO - SINGLE-DOOR CABINET WITH - 1 GLASS DOOR AND FINISHED INTERIOR - SPECIFY CLEAR - CLASSIC SERIES in the kitchen... One on either side of the upgraded 30" Chimney hood fan... see sketch # 4	
Line 60183	Note:	
5Aug20 / 5Aug20		

COUNTER TOP - KITCHEN

ELECTRICAL

HARDWOOD

Inv.4707	1 - To supply & install the STAINED KENTWOOD PROGRESSIVES OAK 3 1/2" - - UPPER HALL in lieu of the standard carpet... see colour chart for details.	
Line 60173	Note:	
5Aug20 / 5Aug20		
Inv.4707	1 - To supply & install the STAINED KENTWOOD PROGRESSIVES OAK 3 1/2" - MASTER BEDROOM in lieu of the standard carpet... see colour chart for details.	
Line 60174	Note:	
5Aug20 / 5Aug20		
Inv.4707	1 - To supply & install the STAINED KENTWOOD PROGRESSIVES OAK 3 1/2" - BEDROOM # 2 in lieu of the standard carpet... see colour chart for details.	
Line 60175	Note:	
5Aug20 / 5Aug20		
Inv.4707	1 - To supply & install the STAINED KENTWOOD PROGRESSIVES OAK 3 1/2" - BEDROOM # 3 in lieu of the standard carpet... see colour chart for details.	
Line 60176	Note:	
5Aug20 / 5Aug20		

**Kingsmen (Thames) Inc. / Havelock Corners (Kingsmen)**

**Lot/Unit: 52    Phase/Building: 4A    Model/Floor Plan: Louis (4203) Elev C 4 Bed - 4+1 Bath**

Inv.4707	1 - To supply & install the STAINED KENTWOOD PROGRESSIVES OAK 3 1/2" - BEDROOM # 4 in lieu of the standard carpet... see colour chart for details.	
Line 60177	Note:	
5Aug20 / 5Aug20		

**MISCELLANEOUS**

Inv.4707	1 - Do not supply or install any towel bars, toilet paper holders or soap dishes throughout all bathrooms.	
Line 60184	Note:	
5Aug20 / 5Aug20		

Inv.4707	1 - Purchaser has selected their interior finishes on August 5th, 2020.	
Line 60151	Note:	
5Aug20 / 5Aug20		

**PLUMBING**

Inv.4707	1 - To supply & install the BLANCO QUATRUS under mount sink model: 401244 in the kitchen in lieu of the standard under mount kitchen sink... see spec's attached.	
Line 60170	Note: Still to install the standard single hole kitchen faucet.	
5Aug20 / 5Aug20		

Inv.4707	1 - To supply & install the MOEN soap dispenser model # 3944 in SRS ( stainless steel ) in the kitchen... see spec's attaced See sketch # 4 for location of soap dispenser.	
Line 60171	Note:	
5Aug20 / 5Aug20		

Inv.4707	3 - To supply & install the MOEN 16" Overhead shower arm in chrome model #151380 in lieu of the standard shower arm... see spec's attached. For master ensuite, bed #2 & #3's bathroom.	
Line 60181	Note: Still to insall the standard shower head on new arm.	
5Aug20 / 5Aug20		

**RAILING**

Inv.4707	1 - To supply & install the RAILING - UPGRADE 2 - METAL HANDRAIL WINDSOR IN OAK - PICKETS STEEL ½ INCH ROUND, SINGLE SPOON/PLAIN, WITH SHOES IN GUNMETAL - POSTS 3½ INCH SQUARE, CHAMFERED, WITH CAP OAK IN OAK in lieu of the standard pickets/rails throughtout.	
Line 60180	Note:	
5Aug20 / 5Aug20		

**TILE - FLOOR**

Inv.4707	1 - To supply & install the UPGRADE 3 - FLOOR TILE - - FOYER TILE in lieu of the standard floor tile ..... see colour chart for details. ...See sketch #4 for direction of tile.	
Line 60152	Note:	
5Aug20 / 5Aug20		

Inv.4707	1 - To supply & install the UPGRADE 3 - FLOOR TILE - POWDER ROOM TILE in lieu of the standard floor tile ..... see colour chart for details. ...See sketch #4 for direction of tile.	
Line 60153	Note:	
5Aug20 / 5Aug20		

**Kingsmen (Thames) Inc. / Havelock Corners (Kingsmen)**

**Lot/Unit: 52    Phase/Building: 4A    Model/Floor Plan: Louis (4203) Elev C 4 Bed - 4+1 Bath**

Inv.4707  Line 60154  5Aug20 / 5Aug20	1 - To supply & install the UPGRADE 4 - FLOOR TILE - KITCHEN/BREAKFAST ( & PANTRY ) TILE in lieu of the standard floor tile ..... see colour chart for details.  Note:	
Inv.4707  Line 60155  5Aug20 / 5Aug20	1 - To supply & install the UPGRADE 4 - FLOOR TILE - MUDROOM TILE in lieu of the standard floor tile ..... see colour chart for details.  Note:	
Inv.4707  Line 60156  5Aug20 / 5Aug20	1 - To supply & install the UPGRADE 3 - FLOOR TILE - - LAUNDRY TILE area in lieu of the standard floor tile... See colour chart for details. ....see sketch #5 for direction of tile.  Note:	
Inv.4707  Line 60157  5Aug20 / 5Aug20	1 - To supply & install the UPGRADE 2 - FLOOR TILE - - ENSUITE FLOOR TILE in lieu of the standard floor tiles.... see colour chart for details. See sketch # 5 for direction of tile.  Note:	
Inv.4707  Line 60158  5Aug20 / 5Aug20	1 - To supply & install the UPGRADE 2 - FLOOR TILE - BATHROOM 2 FLOOR TILE in lieu of the standard floor tiles.... see colour chart for details. See sketch # 5 for direction of tile.  Note:	
Inv.4707  Line 60159  5Aug20 / 5Aug20	1 - To supply & install the UPGRADE 2 - FLOOR TILE - BEDROOM 3 FLOOR TILE in lieu of the standard floor tiles.... see colour chart for details. See sketch # 5 for direction of tile.  Note:	
Inv.4707  Line 60160  5Aug20 / 5Aug20	1 - To supply & install the UPGRADE 2 - FLOOR TILE BATHROOM 4 FLOOR TILE in lieu of the standard floor tiles.... see colour chart for details. See sketch # 5 for direction of tile.  Note:	
Inv.4707  Line 60161  5Aug20 / 5Aug20	1 - To supply & install the UPGRADE 2 - SHOWER FLOOR TILE - - ENSUITE SHOWER FLOOR TILE in lieu of the standard shower floor tiles.... see colour chart for details.  Note:	
Inv.4707  Line 60162  5Aug20 / 5Aug20	1 - To supply & install the UPGRADE 2 - SHOWER FLOOR TILE - BATHROOM 2 SHOWER FLOOR TILE in lieu of the standard shower floor tiles.... see colour chart for details.  Note:	

**TILE - WALL**

Inv.4707  Line 60163  5Aug20 / 5Aug20	4 - To install the standard 8 x 10" wall tiles on the 10" side horizontally in a 70/30 + - off set brick pattern where applicable to the master ensuite, bed #2's #3's & #4's bathroom... see colour chart for details. See sketch # 5 for direction of pattern.  Note:	
---	---	--

**TRIM**

Kingsmen (Thames) Inc. / Havelock Corners (Kingsmen)

Lot/Unit: 52    Phase/Building: 4A    Model/Floor Plan: Louis (4203) Elev C 4 Bed - 4+1 Bath

Inv.4707	1 - To supply & install the DOOR LEVER - UPGRADE TO HALIFAX SQUARE ROSE PASSAGE LEVERS - SATIN NICKEL throughout the house where applicable in lieu of the standard interior handles.	
Line 60178	Note:	
5Aug20 / 5Aug20		
Inv.4707	1 - To supply & install the TRIM UPGRADE - PACKAGE 4 - ADD FOR 3 INCH BACKBAND F/J CASING AND 7 1/4 INCH BASEBOARD PRIMED MDF COLONIAL WITH PINE COLONIAL SHOE MOULD in lieu of the standard trim package.	
Line 60179	Note:	
5Aug20 / 5Aug20		

EXTRAS AS PER OFFER



**Purchasers:** LAKHVEER SINGH SANGHA & RASHPAL KAUF **Property:** 52 of Plan - Draft Approval SB17-03-08  
**Telephone Res. / Bus:** (647) 230-2128 / **Project:** Kingsmen (Thames) Inc.  
**Decor Advisor:** Barbara Coccia **Model and Elevation:** Louis (4203) Elev C 4 Bed - 4+1 Bath

**Layout Changes:** ☐ Yes ☒ No **Sketch Attached:** ☐ Yes ☒ No **Exterior Colour Scheme:**

### 1. Cabinetry

	Style and Colour	Counter Top	Hardware
Kitchen / Breakfast	#3 Camden Maple Shale Grey CL	#1 C/S #9141 Ice Snow 3cm	Handle #12881
Kitchen Island	#3 Camden Maple Shale Grey CL	#1 C/S #9141 Ice Snow 3cm	Handle #12881
Laundry Room	/	/	/
Powder Room	#3 Camden Maple Shale Grey CL	Calcutta Marble 4925K-07	Handle #12881
Main Bathroom	/	/	/
Master Ensuite Bathroom	#3 Charleston 3DL Orchid	Calcutta Marble 4925K-07	Handle #9671
Second Ensuite Bathroom (If Applicable)	/	/	/
Bed #2 & #3 Bathroom	#4 Soho Viva Sunset Cruise	White Carrara 4924-38	Handle #9671
Bedroom #4	#5 Welland Coffee Bean	Autumn Carnival 1877K-52	Handle #9661

**Appliances**

**Custom Size Fridge** ☒ Yes ☐ No **Valance Lighting** ☐ Yes ☒ No **Microwave / Range Hood** ☐ Yes ☒ No

**Cooktop / Rangetop** ☒ Yes ☐ No **Built in Wall Oven** ☒ Yes ☐ No **Slide-in Range** ☐ Yes ☒ No

**Comment**

Please note: see revised paperwork dated June 26th, 2020.

### 2. Flooring

	Selection
Foyer	***UPG #3 12x24" Mayfair Statuario Venato HD Polished Rect. Porcelain
Main Hall	3 1/2" Elements Oak Wolfhound
Back Hall	/
Breakfast	****UPG #4 24X24" Mayfair Statuario Venato HD Polished Rect. Porcelain
Laundry Room	***UPG #3 12x24" Mayfair Statuario Venato HD Polished Rect. Porcelain
Kitchen	****UPG #4 24X24" Mayfair Statuario Venato HD Polished Rect. Porcelain (Including Pantry)
Powder Room	***UPG #3 12X24" Mayfair Statuario Venato HD Polished Rect. Porcelain
Main Bathroom	(Bed #4 Bathroom) **UPG #2 12X24" Belgian Linen Ivory HD Rectified Porcelain Tile
Master Ensuite	**UPG #2 12X24" Classic Cararra HD Porcelain
Bathroom (If Applicable)	SH/FL Master Ensuite- **UPG #2 2x2" Mayfair Statuario Venato HD Basket Weave Porcelain Mosaic
Mud Room	****UPG #4 24X24" Mayfair Statuario Venato HD Polished Rect. Porcelain
Bathroom (Bed #2 & #3)	**UPG #2 12X24" Classic Calacatta HD Porcelain tile (bed 2 shower floor see notes below)
Living Room	/
Dining Room	(Sitting Room) 3 1/2" Elements Oak Wolfhound
Family / Great Room	3 1/2" Elements Oak Wolfhound
Den / Library / Study	/
Basement Landing (If Applies)	/
Lower Landing (If Applicable)	3 1/2" Elements Oak Wolfhound
Upper Landing	3 1/2" Elements Oak Wolfhound
Upper Hall	*3 1/2" Elements Oak Wolfhound
Master Bedroom	*3 1/2" Elements Oak Wolfhound
Bedroom #2	*3 1/2" Elements Oak Wolfhound
Bedroom #3	*3 1/2" Elements Oak Wolfhound
Bedroom #4	*3 1/2" Elements Oak Wolfhound
Bedroom #5	/
Shower Jamb	Master Ensuite& Bed #2 Bathroom- Anatolia Marmiline Snow

Flooring Continued on Page 2

Initial:

LSY R.K

Page 1 of 3

4A -  
Lot 52

**Purchasers:** LAKHVEER SINGH SANGHA & RASHPAL KAUF **Property:** 52 of Plan - Draft Approval SB17-03-08  
**Telephone Res. / Bus:** (647) 230-2128 / **Project:** Kingsmen (Thames) Inc.  
**Decor Advisor:** Barbara Coccia **Model and Elevation:** Louis (4203) Elev C 4 Bed - 4+1 Bath

### 2. Flooring - Continued -

Upgrade Underpad	Type	Area
	/	/
Carpet on Stairs	Capped	Runner - *Upgrade
	/	/
Comment	SH/FL Bedroom #2- **UPG #2 2X2" Classic Calacatta HD Porcelain Mosaic	

### 3. Plumbing Fixtures / Faucets

Kitchen	STD	Second Ensuite	STD	Powder Room	STD
Master Ensuite	STD			Other Room	STD
Main Bathroom	STD				

#### Comment

Purchaser has upgraded all sinks in the kitchen see invoice for details, still to install the standard single hole faucet.

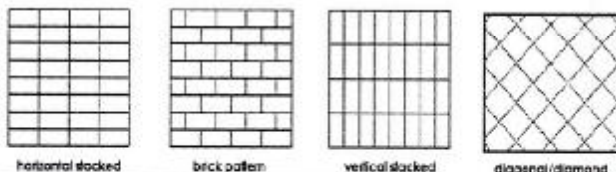
Be  
sink  
Be

### 4. Wall Tile

	Tile Selection	Listello	Insert	Insert Selection
Main Bathroom	/	<input type="checkbox"/>	<input type="checkbox"/>	/
Master Ensuite	/	<input type="checkbox"/>	<input type="checkbox"/>	/
Tub Deck	/	<input type="checkbox"/>	<input type="checkbox"/>	/
Tub Apron	/	<input type="checkbox"/>	<input type="checkbox"/>	/
Tub Surround	/	<input type="checkbox"/>	<input type="checkbox"/>	/
Shower Stall	/	<input type="checkbox"/>	<input type="checkbox"/>	/
Second Ensuite	8x10" Cinq Black	<input type="checkbox"/>	<input type="checkbox"/>	/
Bedroom #2 & #3	8x10" Keaton Carbon	<input type="checkbox"/>	<input type="checkbox"/>	/
Bedroom #4	8x10" Keaton Carbon	<input type="checkbox"/>	<input type="checkbox"/>	/
Kitchen Backsplash	/	<input type="checkbox"/>	<input type="checkbox"/>	/
Complete Backsplash	/	<input type="checkbox"/>	<input type="checkbox"/>	/

#### Comment

Note: Install wall tiles in all washrooms on the 10" side horizontally in a 70/30 - offset brick pattern.



### 5. Fireplace

	Living Room			Family Room			Other Room - Specify Great Room		
	Purchased	As Per Plan	N/A	Purchased	As Per Plan	N/A	Purchased	As Per Plan	N/A
Fireplace Type	<input type="radio"/>	<input type="radio"/>	<input type="radio"/>	<input type="radio"/>	<input type="radio"/>	<input type="radio"/>	<input type="radio"/>	<input checked="" type="radio"/>	<input type="radio"/>
Mantle Type							Front Facing		
Over Mantle							NF-08		
Colour / Stain							White		
Surround							/		
Hearth							/		
Comment									

Initial:

LS    R-K



4A -  
Lot 52

**Purchasers:** LAKHVEER SINGH SANGHA & RASHPAL KAUF **Property:** 52 of Plan - Draft Approval SB17-03-08  
**Telephone Res. / Bus:** (647) 230-2128 / **Project:** Kingsmen (Thames) Inc.  
**Decor Advisor:** Barbara Coccia **Model and Elevation:** Louis (4203) Elev C 4 Bed - 4+1 Bath

### 6. Trim Carpentry

**Door Hardware** \*Halifax Square Satin Nickel

**Interior Trim** \*UPG- See Comment section for information on upgraded trim

**Comment**

Interior Trim- \*3" Backband Casing 7 1/4" Primed MDF Colonial Baseboard Pine Colonial Shoe Mould

#### Interior Doors

☐ 2 Panel Arch Top

☒ 2 Panel Square Top

☐ 6 Panel



Initial for Door Style

### 7. Railings and Pickets

**Railing Package** \*\*UPG #2 Metal Package

**Railing Colour** Elements Wolfhound

**Picket Colour** Gun Metal

**Wood Stairs** ☐ No ☒ Oak

**Tread Colour** Elements Wolfhound

**Comment**

### 8. Plaster Mouldings and Medallions

**Foyer** / /

**Main Hall** / /

**Living Room** / /

**Dining Room** / /

**Family Room** / /

**Kitchen/Breakfast** / /

**Den/Library** / /

**Lower Landing** / /

**Comment**

### 9. Wall Paint

Kingsmen White

#### Smooth Ceilings

☐ First Floor

☐ First Floor incl. Second Floor Hall

☒ First and Second Floor

☐ Throughout

☐ Not Applicable

**Trim Paint** Kingsmen White

### 10. Additional Comments

### 11. Disclaimers and Notes

- Colours of all materials are as close as possible to builder's selection, but not necessarily identical due to variances in manufacturing.
- Any extras listed above are null and void unless accompanied by a separate invoice/amendment. Said invoice must be paid in full.
- The Purchaser acknowledges that after Interior Colour Selection form is signed and dated, no further changes will be permitted other than re-selection due to unavailability. L.S. Purchaser's Initials
- The Purchaser acknowledges reading and accepting the "Kingsmen Group Décor Centre Disclaimers" form. This document contains other miscellaneous disclaimers.

This Interior Colour Selection is final and approved by:

**Purchaser:**

**Signature:** Lakhveer Singh **Date:** 08/05/2020

**Signature:** Rajeev K. Singh **Date:** 08/05/2020 **Vendor:** Kingsmen (Thames) Inc.

Kingsmen (Thames) Inc.

# SCHEDULE "B-1"

## Floor Plan

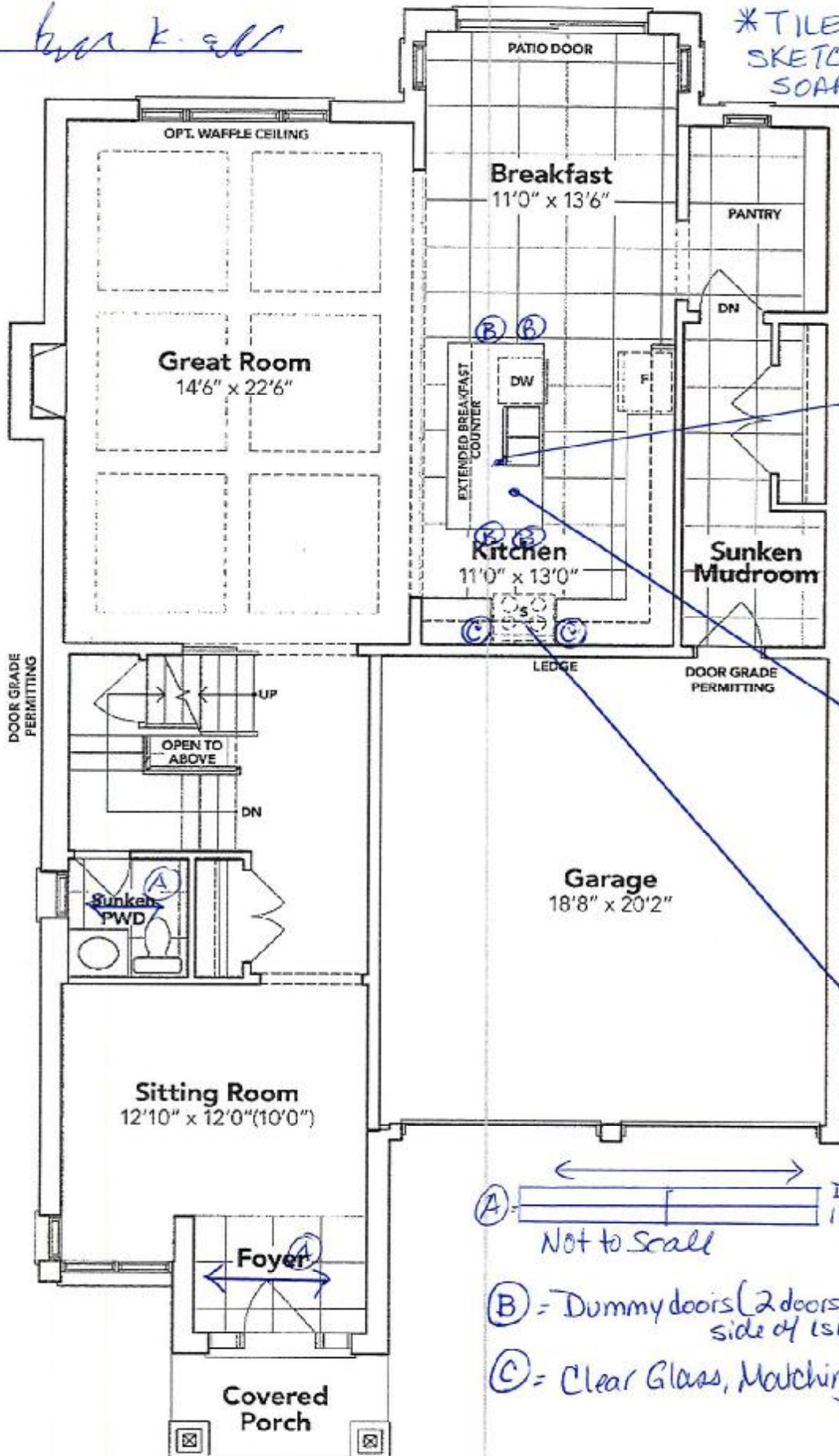
Lot 52  
Phase 4A  
Model: Louis (4203) Elev C 4 Bed - 4+1 Bath  
Standard

+ *Fuller Sph*

+ *hwy k. ell*

Sketch #4

\* TILE DIRECTION  
SKETCH &  
SOAP DISPENSER  
LOCATION \*



Soap dispenser  
garage pullout  
Part of structure  
30" Chimney Hood

A → Direction of 12x24" TILE STACKED  
Not to Scale

B = Dummy doors (2 doors on each side of island)  
C = Clear Glass, Matching Interiors.

## GROUND FLOOR EL. C

The floor plans and elevations shown are pre-construction plans and may be revised or improved as necessitated by architectural controls and the construction process. The measurements adhere to the rules and regulations of the TARIION Warranty Corporation's official method for the calculation of floor area. Materials, specifications and floor plans are subject to change without notice. All house renderings are artist's concept only. Actual usable floor space may vary from the stated floor area. All options shown are upgrades. E. & O. E.



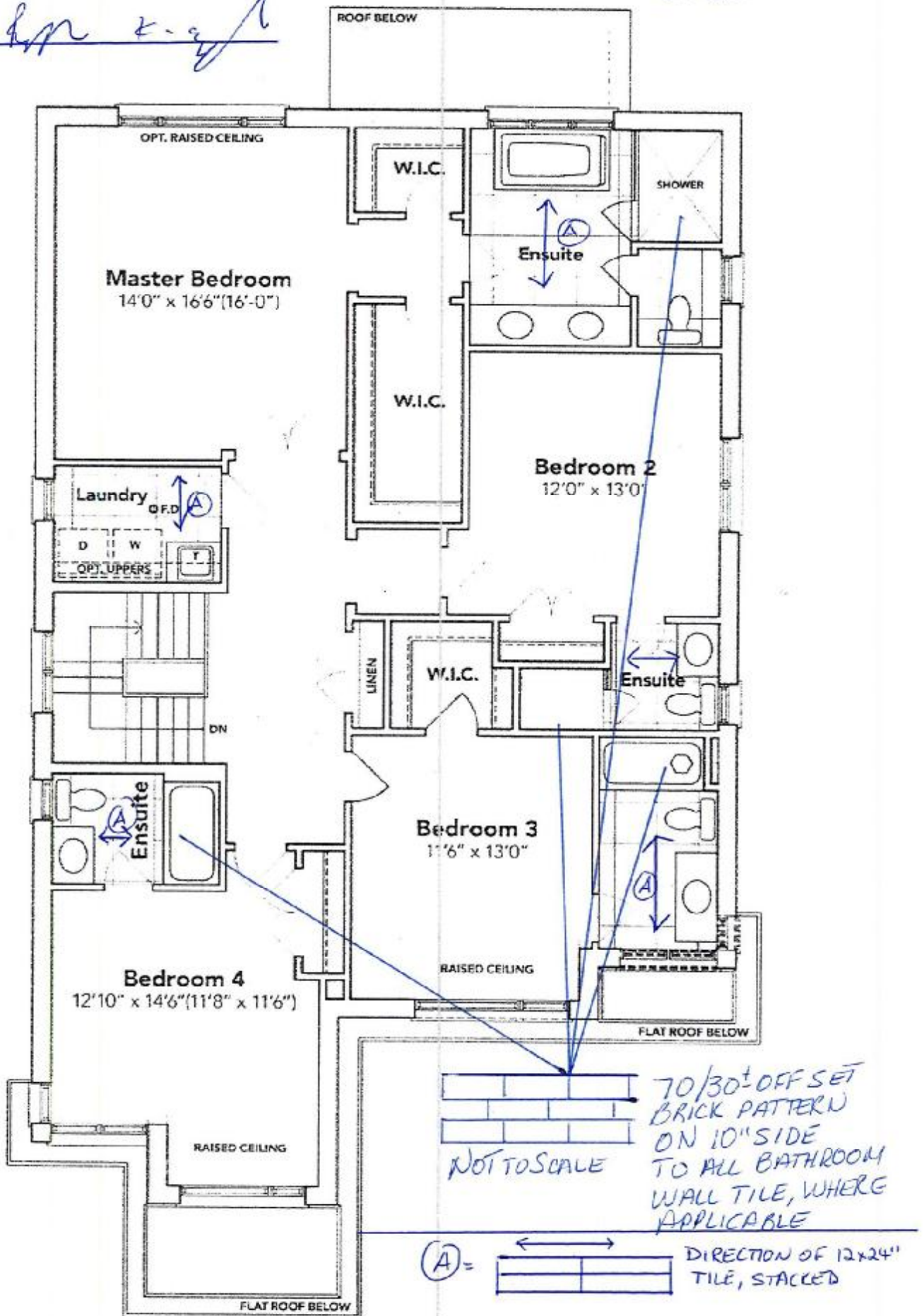
# SCHEDULE "B-1"

## Floor Plan

Lot 52  
Phase 4A  
Model: Louis (4203) Elev C 4 Bed - 4+1 Bath  
Standard

+ Laundry Suite  
+ hpr t-2/2/1

Sketch #5



## SECOND FLOOR EL. C

The floor plans and elevations shown are pre-construction plans and may be revised or improved as necessitated by architectural controls and the construction process. The measurements adhere to the rules and regulations of the TARIION Warranty Corporation's official method for the calculation of floor area. Materials, specifications and floor plans are subject to change without notice. All house renderings are artist's concept only. Actual usable floor space may vary from the stated floor area. All options shown are upgrades. E. & O. E.

4A-  
Lot 52

# Soap or Lotion Dispensers

Traditional Transitional Modern

However you define your faucet's style,  
you can assure a coordinated look with Moen soap dispensers.

LOT: 52 Thames PH: 4A

Joseph S  
Kyle K

KITCHEN  
SOAP  
DISPENSER



## Soap or Lotion Dispenser

Model 3944  
Available in BL  
Not available in W

~~Chrome - \$282.19~~  
Other - \$321.83




## FINISH OPTIONS:

To order, combine the model number with one of these finish letter(s):  
LifeShine® Classic Stainless (CSL), Spot Resist™ Stainless (SRS),  
Oil Rubbed Bronze (ORB), Matte Black (BL) & Glacier (W).  
To order Chrome (C) model, use model number only.

## QUATRUS® Undermount

KITCHEN UPG. SINK.



Undermount 401244  
Minimum Cabinet Size\*  
36" (915 mm)  
Bowl Depth  
9" (229 mm)  
Cabinet Weight  
56 lb. (25.4 kg)

\$ 988

Thames (4A) Lot 52

4A-  
Lot 52

## Showering Accessories

UPGRADES SHOWER  
ARM ONLY TO  
MASTER, BED #2 & #3'S  
BATHROOM



1 1/2" Overhead Shower Arm  
Model 151380

Not available in WR

Chrome - \$133.70

\* Leahy Sth

\* R/C K. E. J.