

Kingsmen (Thames) Inc. / Havelock Corners (Kingsmen)

Lot/Unit: 99    Phase/Building: 4A    Model/Floor Plan: James (3601) Elev B 4 Bed - 2+1 Bath

Miscellaneous

CABINETRY VANITY

|                  |   |  |
|------------------|---|--|
| Inv.4681         | 1 - To INCREASE VANITY TO KITCHEN HEIGHT- 90CM HIGH - MAINTAINS VANITY DEPTH -    VIKING SERIES in the master ensuite bathroom.       |  |
| Line 59920       | Note:   |  |
| 6Jul20 / 13Jul20 |   |  |
| Inv.4681         | 1 - To supply & install the VANITY BANK OF DRAWERS - MAX. WIDTH 55CM - VIKING SERIES in the master ensuite bathroom... see sketch # 3 |  |
| Line 59921       | Note:   |  |
| 6Jul20 / 13Jul20 |   |  |

Countertop

Electrical

Hardwood

|                  |   |  |
|------------------|---|--|
| Inv.4681         | 1 - To supply & instll STAINED KENTWOOD PROGRESSIVES OAK 3 1/2" - - UPPER HALL area in lieu of the standard carpet. See colour chart for details. |  |
| Line 59915       | Note:   |  |
| 6Jul20 / 13Jul20 |   |  |

HVAC

MISCELLANEOUS

PLUMBING

|                  |  |  |
|------------------|--|--|
| Inv.4681         | 1 - To supply & install the BLANCO QUATRUS U Super single undermount kitchen sink model: 401248 in the kitchen in lieu of the standard kitchen sink... see spec's    |  |
| Line 59917       | Note: Still to install the standard kitchen faucet.  |  |
| 6Jul20 / 13Jul20 |  |  |
| Inv.4681         | 1 - To supply & install Contrac Calvin Under mount vanity sink in white Model: 4220CFY in the powder room in lieu of the standard sink... see spec's                 |  |
| Line 59918       | Note: Still to install the standard vanity facuet.   |  |
| 6Jul20 / 13Jul20 |  |  |
| Inv.4681         | 2 - To supply & install TWO Contrac Calvin Under mount vanity sink in white Model: 4220CFY in the Master ensuit bathroom in lieu of the standard sinks... see spec's |  |
| Line 59919       | Note: Still to install the standard vanity faucets.  |  |
| 6Jul20 / 13Jul20 |  |  |

TILE - FLOOR

|                  |   |  |
|------------------|---|--|
| Inv.4681         | 1 - To supply & install the UPGRADE 1 - SHOWER FLOOR TILE - - ENSUITE SHOWER FLOOR TILE in lieu of the standard shower floor tile ....see colour chart for details. |  |
| Line 59914       | Note:   |  |
| 6Jul20 / 13Jul20 |   |  |

TRIM



CONSTRUCTION SUMMARY

Kingsmen (Thames) Inc. / Havelock Corners (Kingsmen)

Lot/Unit: 99    Phase/Building: 4A    Model/Floor Plan: James (3601) Elev B 4 Bed - 2+1 Bath

|                  |   |  |
|------------------|---|--|
| Inv.4681         | 1 - To supply & instal the TRIM UPGRADE - PACKAGE 1 - ADD FOR 2 3/4 INCH ARISTOCRAT F/J CASING AND 4 1/4 INCH BASEBOARD WITH PINE COLONIAL SHOE MOULD in lieu of the standard trim package. |  |
| Line 59916       | Note:   |  |
| 6Jul20 / 13Jul20 |   |  |

EXTRAS AS PER OFFER

|       |  |
|-------|--|
| Note: |  |
|-------|--|

4A -  
Lot 99

**Purchasers:** SANDEEP SANDHU & SUKHDEEP KAUR **Property:** 99 of Plan - Draft Approval SB17-03-08  
**Telephone Res. / Bus:** (956) 489-8030 / **Project:** Kingsmen (Thames) Inc.  
**Decor Advisor:** Barbara Coccia **Model and Elevation:** James (3601) Elev B 4 Bed - 2+1 Bath  
**Layout Changes:** ☐ Yes ☒ No **Sketch Attached:** ☐ Yes ☒ No **Exterior Colour Scheme:** \_\_\_\_\_

### 1. Cabinetry

|   | Style and Colour                  | Counter Top                    | Hardware      |
|---|-----------------------------------|--------------------------------|---------------|
| Kitchen / Breakfast                     | #3 Manchester Maple Shale Grey CL | #1, C/S # 6041 Nordic Loft 3cm | #12881 Handle |
| Kitchen Island                          | #3 Manchester Maple Shale Grey CL | #1, C/S # 6041 Nordic Loft 3cm | #12881 Handle |
| Laundry Room                            | /                                 |                                |               |
| Powder Room                             | #3 Manchester Maple Shale Grey CL | #1, C/S # 6041 Nordic Loft 3cm | #12881 Handle |
| Main Bathroom                           | #3 Charleston 3DL Moonlight       | #1, C/S # 3040 Cement 2cm      | # 135 Knob    |
| Master Ensuite Bathroom                 | #3 Charleston 3DL Orchid          | #1, C/S # 9141 Ice Snow 2cm    | # 135 Knob    |
| Second Ensuite Bathroom (If Applicable) | /                                 |                                |               |
|   | /                                 |                                |               |
|   | /                                 |                                |               |

### Appliances

#### Custom Size Fridge

☐ Yes ☒ No

#### Valance Lighting

☐ Yes ☒ No

#### Microwave / Range Hood

☐ Yes ☒ No

#### Cooktop / Rangetop

☐ Yes ☒ No

#### Built in Wall Oven

☐ Yes ☒ No

#### Slide-in Range

☐ Yes ☒ No


### Comment

/

### 2. Flooring

|                               | Selection                          |
|-------------------------------|------------------------------------|
| Foyer                         | 13 x 13" Malena Ice                |
| Main Hall                     | 13 x 13" Malena Ice                |
| Back Hall                     | /                                  |
| Breakfast                     | 13 x 13" Malena Ice                |
| Laundry Room                  | 13 x 13" Cinq Grey                 |
| Kitchen                       | 13 x 13" Malena Ice                |
| Powder Room                   | 13 x 13" Malena Ice                |
| Main Bathroom                 | 13 x 13" Cinq Grey                 |
| Master Ensuite                | 13 x 13" Cinq Black                |
| Bathroom (If Applicable)      | /                                  |
| Mud Room                      | 13 x 13" Malena Ice                |
| Master Ens. Shower Floor      | ** 2 x 2" Soho Taupe Matte         |
| Living Room                   | /                                  |
| Dining Room                   | /                                  |
| Family / Great Room           | 3 1/2" Elements Oak Sturgeon       |
| Den / Library / Study         | /                                  |
| Basement Landing (If Applies) |                                    |
| Lower Landing (If Applicable) | 3 1/2" Elements Oak Sturgeon       |
| Upper Landing                 | 3 1/2" Elements Oak Sturgeon       |
| Upper Hall                    | ***3 1/2" Elements Oak Sturgeon    |
| Master Bedroom                | Stylish Story I, # 919 Early Frost |
| Bedroom #2                    | Stylish Story I, # 919 Early Frost |
| Bedroom #3                    | Stylish Story I, # 919 Early Frost |
| Bedroom #4                    | Stylish Story I, # 919 Early Frost |
| Bedroom #5                    | /                                  |
| Master Ens. Shower Jamb       | Anatolia Marmiline Snow            |

SEE ATTACHED FOR SIGNATURES



Initial: \_\_\_\_\_

Flooring Continued on Page 2

Purchasers: SANDEEP SANDHU & SUKHDEEP KAUR Property: 99 of Plan - Draft Approval SB17-03-08  
 Telephone Res. / Bus: (956) 489-8030 / Project: Kingsmen (Thames) Inc.  
 Decor Advisor: Barbara Coccia Model and Elevation: James (3601) Elev B 4 Bed - 2+1 Bath  
 2. Flooring - Continued -

|                  |          |                                     |
|------------------|----------|-------------------------------------|
| Upgrade Underpad | Type     | Area                                |
|                  | Standard | Master bedroom, bedroom #2, #3 & #4 |
| Carpet on Stairs | Capped   | Runner - *Upgrade                   |
| Comment          | /        | /                                   |

### 3. Plumbing Fixtures / Faucets

|                |          |                |   |             |          |
|----------------|----------|----------------|---|-------------|----------|
| Kitchen        | Standard | Second Ensuite | / | Powder Room | Standard |
| Master Ensuite | Standard |                |   | Other Room  | /        |
| Main Bathroom  | Standard |                |   |             |          |

#### Comment

Purchaser has upgraded to an under mount sink in the kitchen, powder room and master ensuite...see invoice for details

### 4. Wall Tile

|                     | Tile Selection        | Listello                 | Insert                   | Insert Selection |
|---------------------|-----------------------|--------------------------|--------------------------|------------------|
| Main Bathroom       | 8 x 10" Cinq Grey     | <input type="checkbox"/> | <input type="checkbox"/> | /                |
| Master Ensuite      |                       |                          |                          |                  |
| Tub Deck            | 13 x 13" Cinq Black   | <input type="checkbox"/> | <input type="checkbox"/> | /                |
| Tub Apron           | 13 x 13" Cinq Black   | <input type="checkbox"/> | <input type="checkbox"/> | /                |
| Tub Surround        | 13 x 13" Cinq Black   | <input type="checkbox"/> | <input type="checkbox"/> | /                |
| Shower Stall        | 8 x 10" Malena Carbon | <input type="checkbox"/> | <input type="checkbox"/> | /                |
| Second Ensuite      | /                     | <input type="checkbox"/> | <input type="checkbox"/> | /                |
|                     | /                     | <input type="checkbox"/> | <input type="checkbox"/> | /                |
|                     | /                     | <input type="checkbox"/> | <input type="checkbox"/> | /                |
| Kitchen Backsplash  | /                     | <input type="checkbox"/> | <input type="checkbox"/> | /                |
| Complete Backsplash | /                     | <input type="checkbox"/> | <input type="checkbox"/> | /                |

#### Comment

Install the wall tiles where applicable in the main bathroom and master ensuite on the 10" side horizontal stacked.



horizontal stacked



brick pattern



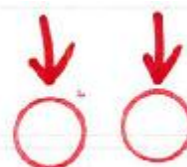
vertical stacked



diagonal/diamond

### 5. Fireplace

|                | Living Room           |                       |                       | Family Room           |                       |                       | Other Room - Specify Great Room |                                  |                       |
|----------------|-----------------------|-----------------------|-----------------------|-----------------------|-----------------------|-----------------------|---------------------------------|----------------------------------|-----------------------|
|                | Purchased             | As Per Plan           | N/A                   | Purchased             | As Per Plan           | N/A                   | Purchased                       | As Per Plan                      | N/A                   |
| Fireplace Type | <input type="radio"/> | <input type="radio"/> | <input type="radio"/> | <input type="radio"/> | <input type="radio"/> | <input type="radio"/> | <input type="radio"/>           | <input checked="" type="radio"/> | <input type="radio"/> |
| Mantle Type    |                       |                       |                       |                       |                       |                       |                                 |                                  |                       |
| Over Mantle    |                       |                       |                       |                       |                       |                       |                                 |                                  |                       |
| Colour / Stain |                       |                       |                       |                       |                       |                       |                                 |                                  |                       |
| Surround       |                       |                       |                       |                       |                       |                       |                                 |                                  |                       |
| Hearth         |                       |                       |                       |                       |                       |                       |                                 |                                  |                       |
| Comment        |                       |                       |                       |                       |                       |                       |                                 |                                  |                       |



Initial:

Page 2 of 3



Purchasers: SANDEEP SANDHU & SUKHDEEP KAUR Property: 99 of Plan - Draft Approval SB17-03-08  
 Telephone Res. / Bus: (956) 489-8030 / Project: Kingsmen (Thames) Inc.  
 Decor Advisor: Barbara Coccia Model and Elevation: James (3601) Elev B 4 Bed - 2+1 Bath

### 6. Trim Carpentry

Door Hardware Standard

Interior Trim \*\* Upg. Package # 1

Comment

\*\* See invoice for details on upgrade trim package #1

#### Interior Doors

☐ 2 Panel Arch Top

☒ 2 Panel Square Top

☐ 6 Panel

Initial for Door Style

SEE ATTACHED FOR SIGNATURES

### 7. Railings and Pickets

Railing Package Standard oak " Straight"

Railing Colour Stained Elements Strugeon

Wood Stairs ☐ No ☒ Oak

Picket Colour Stained Elements Strugeon

Tread Colour Stained Elements Strugeon

Comment

/

### 8. Plaster Mouldings and Medallions

Foyer /

Main Hall /

Living Room /

Dining Room /

Family Room /

Kitchen/Breakfast /

Den/Library /

Lower Landing /

Comment

/

### 9. Wall Paint

Kingsmen White

Smooth Ceilings ☐ First Floor

☐ First Floor incl. Second Floor Hall

☒ First and Second Floor

☐ Throughout

☐ Not Applicable

Trim Paint Kingsmen White

### 10. Additional Comments

/

### 11. Disclaimers and Notes

- Colours of all materials are as close as possible to builder's selection, but not necessarily identical due to variances in manufacturing.
- Any extras listed above are null and void unless accompanied by a separate invoice/amendment. Said invoice must be paid in full.
- The Purchaser acknowledges that after Interior Colour Selection form is signed and dated, no further changes will be permitted other than re-selection due to unavailability. Purchaser's Initials **SEE ATTACHED FOR SIGNATURES**
- The Purchaser acknowledges reading and accepting the "Kingsmen Group Décor Centre Disclaimers" form. This document contains other miscellaneous disclaimers.

This Interior Colour Selection is final and approved by:

Purchaser:

Signature: **SEE ATTACHED FOR SIGNATURES** Date: \_\_\_\_\_

Signature: **SEE ATTACHED FOR SIGNATURES** Date: \_\_\_\_\_

Vendor: \_\_\_\_\_

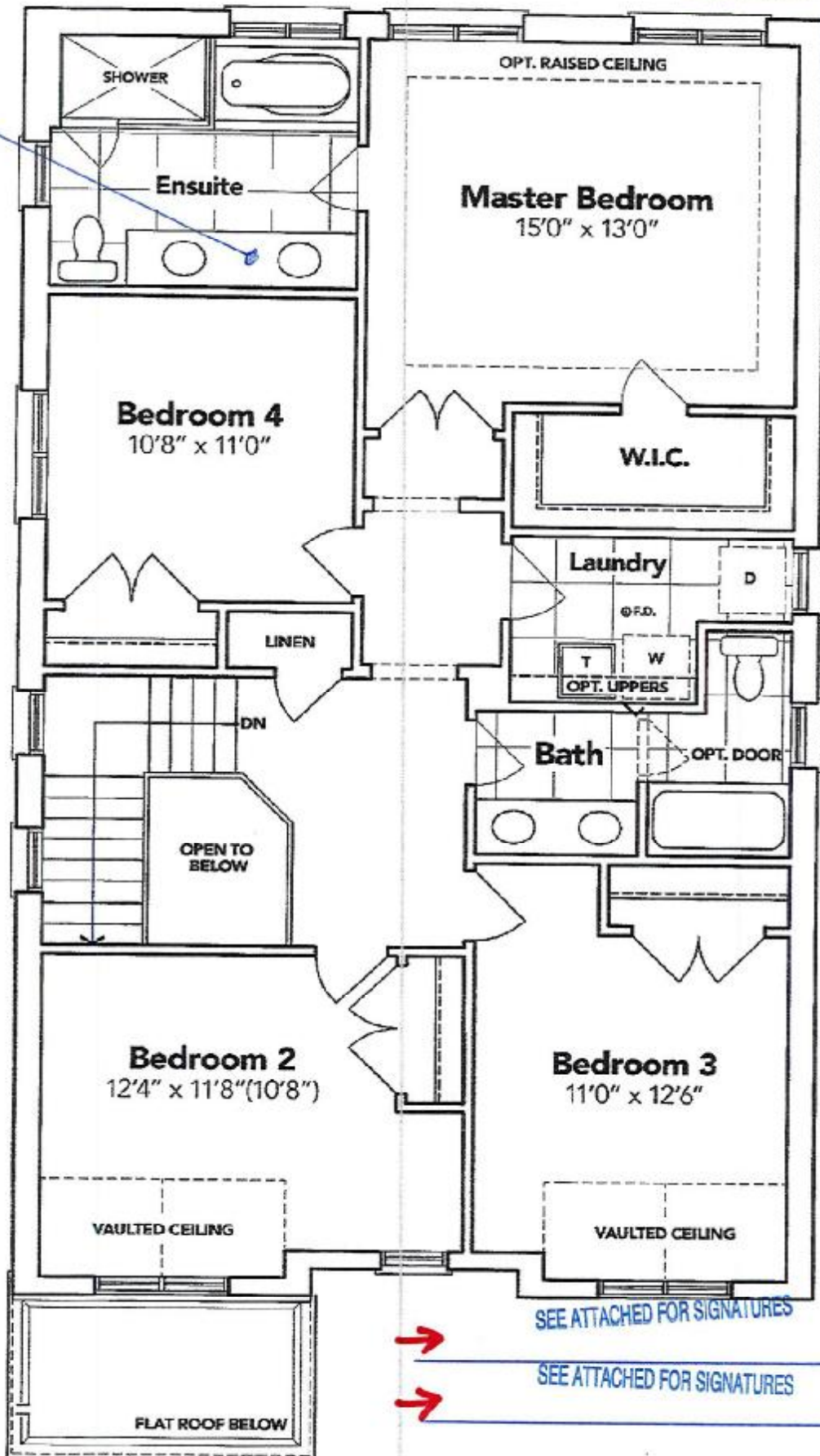
Kingsmen (Thames) Inc.

**SCHEDULE "B-1"**  
**Floor Plan**

Lot 99  
Phase 4A  
Model: James (3601) Elev B 4 Bed - 2+1 Bath  
Standard

*Sketch #3*

*Bank of drawers*



**SECOND FLOOR EL. B**

The floor plans and elevations shown are pre-construction plans and may be revised or improved as necessitated by architectural controls and the construction process. The measurements adhere to the rules and regulations of the TARION Warranty Corporation's official method for the calculation of floor area. Materials, specifications and floor plans are subject to change without notice. All house renderings are artist's concept only. Actual usable floor space may vary from the stated floor area. All options shown are upgrades. E. & O. E.

**SCHEDULE "B-1" - Page 2 of 3**



4A-  
Lot 99

Lot: 99 Thames PH:4A

Re: UPGRADED UNDERMOUNT SINKS FOR  
POWDER ROOM & MASTER ENS. ONLY


\* STILL TO INSTALL STD. FAUCETS \*



SEE ATTACHED FOR SIGNATURES



SEE ATTACHED FOR SIGNATURES



SINK | UNDERMOUNT

CALVIN

## ITEM DETAILS

**OUTER DIMENSIONS** 19¼" W x 16½" D x 7⅝" H

**INNER DIMENSIONS** 17" W x 13¼" D x 5¼" H

**MATERIAL** Vitreous china

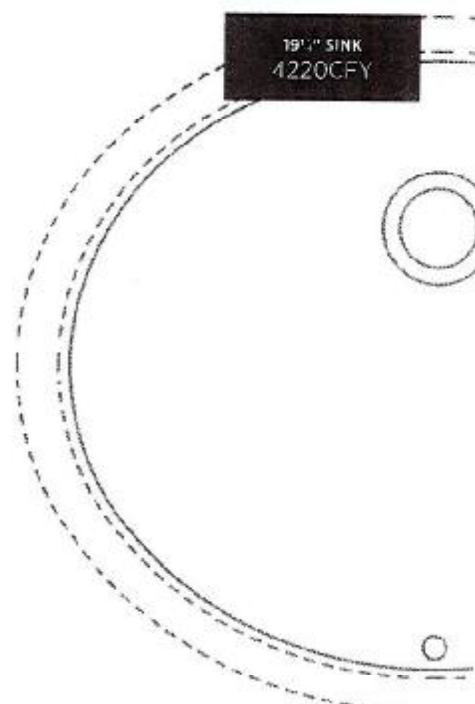
**COLOUR** Soft white

Oval undermount sink | Front overflow hole | Template and mounting hardware supplied | Faucet not included

## CERTIFICATIONS

IAPMO cUPC

ASME A112.19.2 / CSA B45.1



4A-

Lot 99

LOT: 99 Thames PH: 4A

RE UNDER MOUNT KITCHEN SINK

\* STILL TO INSTALL STD. FAUCET \*




SEE ATTACHED FOR SIGNATURES



SEE ATTACHED FOR SIGNATURES

QUATRUS®  
Undermount



Undermount 401243  
Minimum Cabinet Size\*  
36" (915 mm)  
Bowl Depth  
9" (229 mm)  
Cubed Weight  
55 lb. (25 kg)