

Kingsmen (Thames) Inc. / Havelock Corners (Kingsmen)

Lot/Unit: 38 Phase/Building: 4A Model/Floor Plan: Andrew (3603) Elev B 4 Bed - 2+1 Bath

CABINETRY

Inv.4667	1 - To accomodate the cabinetry for the upgraded to the 30" Chimney hood fan, see spec's attached	
Line 59778	Note:	
12Jun20 / 12Jun20		

CABINETRY HOOD FANS

Inv.4667	1 - To supply & install the HOOD FAN - PRO COLLECTION (SCB72230) WALL MOUNT RANGE HOOD WITH 650 CFM FAN - 30 INCH in the kitchen in lieu of the standard hood fan.... see spec's attached	
Line 59777	Note:	
12Jun20 / 12Jun20		

Countertop

Electrical

Hardwood

Heating And Air Conditioning

MISCELLANEOUS

Inv.4667	1 - Purchaser has selected their interior finishes dated June 12, 2020	
Line 59773	Note:	
12Jun20 / 12Jun20		

PLUMBING

Inv.4667	1 - To supply & install the BLANCO QUATRUS model #401247 in the kitchen in lieu of the standard sink...see spec's attached.	
Line 59779	Note:	
12Jun20 / 12Jun20		

PLUMBING - KITCHEN FAUCETS:

Inv.4667	1 - To supply & install the MOEN SLEEK single handle pullout kitchen faucet in chrome model: 7864 in the kitchen in lieu of the standard kitchen faucet... see spec's attached.	
Line 59780	Note:	
12Jun20 / 12Jun20		

TILE - BACKSPLASH

Inv.4667	1 - To supply & install the upgraded kitchen backsplash tile in a brick pattern to include behind the upgraded 30" Chimney hood fan... see skech attached.	
Line 59775	Note:	
12Jun20 / 12Jun20		
Inv.4667	1 - To supply & install the upgrade 1 kitchen backsplash tile behind the upgraded 30" chimney hood fan...see sketch # 3	
Line 59776	Note:	
12Jun20 / 12Jun20		

TILE - WALL



CONSTRUCTION SUMMARY

Kingsmen (Thames) Inc. / Havelock Corners (Kingsmen)

Lot/Unit: 38 Phase/Building: 4A Model/Floor Plan: Andrew (3603) Elev B 4 Bed - 2+1 Bath

Inv.4667	1 - To supply & install the UPGRADE 1 - BACKSPLASH TILE - - KITCHEN SPLASH TILE in the kitchen.	
Line 59774	Note:	
12Jun20 / 12Jun20		

EXTRAS AS PER OFFER

4A -
L + 38

Purchaser: PARMINDER SINGH GREWAL

Property: 38 of Plan - Draft Approval SB17-03-08

Telephone Res. / Bus: /

Project: Kingsmen (Thames) Inc.

Decor Advisor: Barbara Coccia

Model and Elevation: Andrew (3603) Elev B 4 Bed - 2+1 Bath

Layout Changes: ☐ Yes ☒ No

Sketch Attached: ☐ Yes ☒ No

Exterior Colour Scheme:

1. Cabinetry

	Style and Colour	Counter Top	Hardware
Kitchen / Breakfast	Cape Code Paint Orchid	#1 C/S #9141Ice Snow 3cm	# 12881 Handle
Kitchen Island	Cape Code Paint Orchid	#1 C/S #9141Ice Snow 3cm	# 12881 Handle
Laundry Room	/	/	/
Powder Room	Cape Code Paint Orchid	Calcutta Marble 4925k-07	# 135 Knob
Main Bathroom	#3 Trinity Viva Weekend Getaway	Autumn Carnival 1877k-52	# 135 Knob
Master Ensuite Bathroom	#3 Slab LPL Meringue	Italian White Di Pesco 4954k-22	# 135 Knob
Second Ensuite Bathroom (If Applicable)	/	/	/
	/	/	/
	/	/	/

Appliances

Custom Size Fridge

☐ Yes ☒ No

Valance Lighting

☐ Yes ☒ No

Microwave / Range Hood

☐ Yes ☒ No

Cooktop / Rangetop

☐ Yes ☒ No

Built in Wall Oven

☐ Yes ☒ No

Slide-in Range

☐ Yes ☒ No

Comment

2. Flooring

	Selection
Foyer	13x13" Keaton Ice
Main Hall	13x13" Keaton Ice
Back Hall	/
Breakfast	/
Laundry Room	13x13" Melena Ivory
Kitchen	13x13" Keaton Ice
Powder Room	13x13" Keaton Ice
Main Bathroom	13x13" Melena Ivory
Master Ensuite	13x13" Bellina Grey
Bathroom (If Applicable)	/
Mud Room	13x13" Keaton Ice
Master ens. shower floor	2x2" Soho Warm Grey Matte
Living Room	/
Dining Room	3 1/2" Elements Oak Natural
Family / Great Room	3 1/2" Elements Oak Natural
Den / Library / Study	/
Basement Landing (If Applies)	/
Lower Landing (If Applicable)	3 1/2" Elements Oak Natural
Upper Landing	3 1/2" Elements Oak Natural
Upper Hall	3 1/2" Elements Oak Natural
Master Bedroom	3 1/2" Elements Oak Natural
Bedroom #2	3 1/2" Elements Oak Natural
Bedroom #3	3 1/2" Elements Oak Natural
Bedroom #4	3 1/2" Elements Oak Natural
Bedroom #5	/
Master Ens/shower Jamb	Anatolia Marmiline Ivory

RECEIVED

JUN 12 2020

Flooring Continued on Page 2

P.S.G.

Initial: _____

Page 1 of 3

Purchaser: PARMINDER SINGH GREWAL

Property: 38 of Plan - Draft Approval SB17-03-08

Telephone Res. / Bus: /

Project: Kingsmen (Thames) Inc.

Decor Advisor: Barbara Coccia

Model and Elevation: Andrew (3603) Elev B 4 Bed - 2+1 Bath

2. Flooring - Continued -

Upgrade Underpad	Type	Area
	/	/
Carpet on Stairs	Capped	Runner - *Upgrade
Comment	/	/

3. Plumbing Fixtures / Faucets

Kitchen	UPG	Second Ensuite	STD	Powder Room	STD
Master Ensuite	STD			Other Room	/
Main Bathroom	STD		/		

Comment


Purchaser has upgraded to a undermount sink and kitchen faucet, see invoice and spec's for details

4. Wall Tile

	Tile Selection	Listello	Insert	Insert Selection
Main Bathroom	8x10" Malena Ivory	<input type="checkbox"/>	<input type="checkbox"/>	/
Master Ensuite				
Tub Deck	13 x 13 " Bellina Grey	<input type="checkbox"/>	<input type="checkbox"/>	/
Tub Apron	13 x 13 " Bellina Grey	<input type="checkbox"/>	<input type="checkbox"/>	/
Tub Surround	13 x 13 " Bellina Grey	<input type="checkbox"/>	<input type="checkbox"/>	/
Shower Stall	8 x10" Bellina Grey	<input type="checkbox"/>	<input type="checkbox"/>	/
Second Ensuite	/	<input type="checkbox"/>	<input type="checkbox"/>	/
	/	<input type="checkbox"/>	<input type="checkbox"/>	/
	/	<input type="checkbox"/>	<input type="checkbox"/>	/
Kitchen Backsplash	*1st UPG. 3x6" Soho Warm Grey Glossy Wall	<input type="checkbox"/>	<input type="checkbox"/>	/
Complete Backsplash	/	<input type="checkbox"/>	<input type="checkbox"/>	/

Comment

*Install kitchen backsplash in the brick pattern




horizontal stacked



brick pattern



vertical stacked



diagonal/diamond

5. Fireplace

Living Room

Purchased ☐ As Per Plan ☐ N/A ☒

Family Room

Purchased ☐ As Per Plan ☐ N/A ☒

Other Room - Specify Great Room

Purchased ☐ As Per Plan ☒ N/A ☐

Fireplace Type			Front Facing
Mantle Type			NF-8
Over Mantle			/
Colour / Stain			white
Surround			/
Hearth			/
Comment			

PS-6

Initial: _____

Page 2 of 3

Purchaser: PARMINDER SINGH GREWAL

Property: 38 of Plan - Draft Approval SB17-03-08

Telephone Res. / Bus: /

Project: Kingsmen (Thames) Inc.

Decor Advisor: Barbara Coccia

Model and Elevation: Andrew (3603) Elev B 4 Bed - 2+1 Bath

6. Trim Carpentry

Door Hardware

Interior Trim

Comment

Interior Doors

☐ 2 Panel Arch Top

☒ 2 Panel Square Top

☐ 6 Panel



Initial for Door Style PSG

Initial for Door Style

7. Railings and Pickets

Railing Package

Railing Colour

Wood Stairs ☐ No ☒ Oak

Picket Colour

Tread Colour

Comment

8. Plaster Mouldings and Medallions

Foyer

Kitchen/Breakfast

Main Hall

Den/Library

Living Room

Lower Landing

Dining Room

Family Room

Comment

9. Wall Paint

Kingsmen White

Smooth Ceilings

☐ First Floor

☐ First Floor incl. Second Floor Hall

☒ First and Second Floor

☐ Throughout

☐ Not Applicable

Trim Paint

10. Additional Comments

11. Disclaimers and Notes

- Colours of all materials are as close as possible to builder's selection, but not necessarily identical due to variances in manufacturing.
- Any extras listed above are null and void unless accompanied by a separate invoice/amendment. Said invoice must be paid in full.
- The Purchaser acknowledges that after Interior Colour Selection form is signed and dated, no further changes will be permitted other than re-selection due to unavailability. PSG Purchaser's Initials
- The Purchaser acknowledges reading and accepting the "Kingsmen Group Décor Centre Disclaimers" form. This document contains other miscellaneous disclaimers.

This Interior Colour Selection is final and approved by:

Purchaser:

Signature: P. Parminder Singh Date: 6/12/2020

Vendor:

Kingsmen (Thames) Inc.


4A -
Lot 30

LOT: 38 Thomas PH: 4A

RE: UPGRADED UNDERMOUNT KITCHEN SINK
& UPGRADED KITCHEN SINK.
& KITCHEN BACKSPLASH PATTERN.

QUATRUS®
Undermount

4 Parimeter Sink Groove

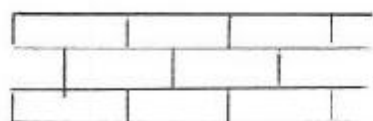


Undermount 401247
Minimum Cabinet Size*
36" (915 mm)
Bowl Depth
9" (229 mm)
Cubed Weight
55 lb. (25 kg)

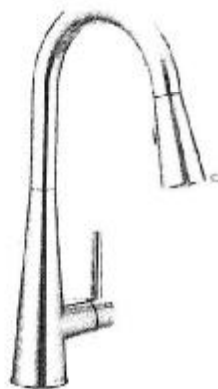
Sleek™

Traditional | Transitional | Modern

Featuring a clean and cylindrical modern style with soft, flowing lines, Sleek elevates modern to a new level and defines the shape and function of things to come.



BRICK PATTERN
FOR KITCHEN
BACKSPLASH
* NOT TO SCALE



Single Handle Pullout
Kitchen Faucet™

Model 7864

Chrome - \$786.71

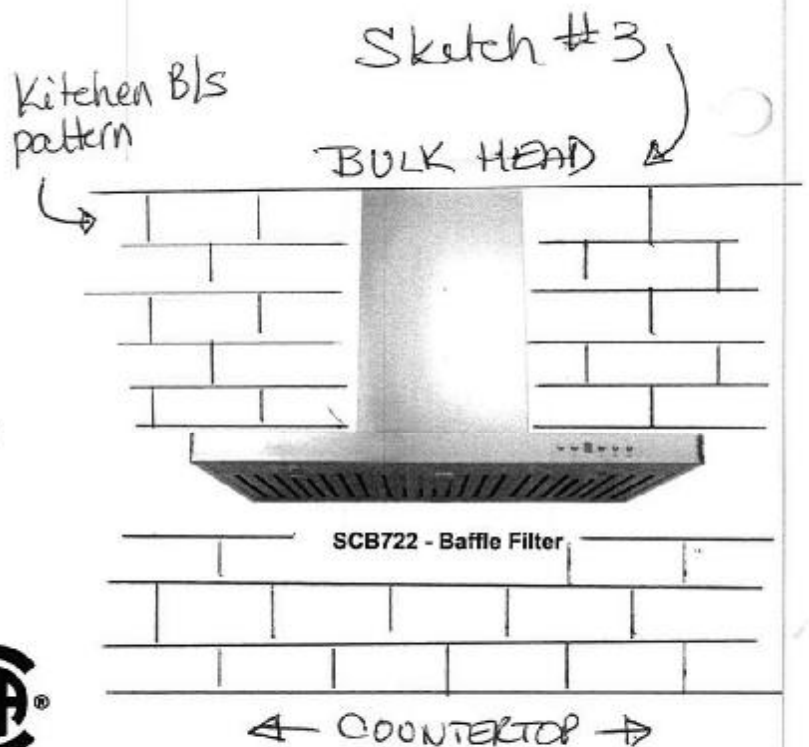
Lot: 38 Thameer PH: 4A
Re: Upg. 30" Chimney Hood Fan

4A -
Lot 38

* Parvinder Singh Arora

Specifications

Air Flow Volume: 650 CFM
Electrical Connection: 120V/60Hz
Power Consumption: 240 Watts
Current: 2.0 Amps
Fan Speed: 1599 RPM
Finishes: Stainless Steel
Duct: 6" Round
Knock-out: 6" Round - Top Only
Dimensions: Width: 30"/36"
Height: 44 1/2"
Depth: 19 3/4"
Noise Level: Min. 2 Sones
Max. 7 Sones



Ordering Model Chart

Model	Colour	Knock-out	Duct	Size	Filter	CFM
SCB72230	Stainless Steel	6"	6" Round	30"	Baffle	650
SCB72236	Stainless Steel	6"	6" Round	36"	Baffle	650

Notes
