

Kingsmen (Thames) Inc. / Havelock Corners (Kingsmen)

Lot/Unit: 2    Phase/Building: 4A    Model/Floor Plan: Spencer (4204) Elev A 4 Bed - 4+1 Bath

CABINETRY

Inv.4627	1 - See attached for fridge specifications	
Line 59132	Note:	
29Apr20 / 11May20		

ELECTRICAL

Inv.4627	1 - To supply & install the standard T.V. rough in in the great room and master bedroom... see sketch # 1 & # 2	
Line 59139	Note:	
29Apr20 / 11May20		
Inv.4627	1 - To supply & install the standard Phone rough in in the great room, dining room and upper hallway...see sketch # 1 & # 2	
Line 59140	Note:	
29Apr20 / 11May20		
Inv.4627	1 - To SUPPLY AND INSTALL AN ADDITIONAL BASIC RECEPTACLE (NOT DEDICATED) at approx. 66 " + - up from the floor next to the upgraded conduit pipe	
Line 59141	Note: centered to the F/P mantle... see sketch # 1	
29Apr20 / 11May20		
Inv.4627	1 - To SUPPLY AND INSTALL CONDUIT FOR TV OVER THE FIREPLACE at approx. 66 " + - up from the floor and – TERMINATED IN SAME ROOM next to + - the standard T.V. rough in in the great room... see sketch # 2	
Line 59142	Note:	
29Apr20 / 11May20		
Inv.4627	1 - To SUPPLY AND INSTALL EXTRA CEILING BOX ROUGH IN CAPPED (DOES NOT INCLUDE SWITCH) over the breakfast bar in the kitchen... see sketch # 1	
Line 59143	Note: This capped ceiling elec. will be connected to a sep. switch, switch is sold sep.	
29Apr20 / 11May20		
Inv.4627	1 - To supply & install AN ADDITIONAL SINGLE POLE SWITCH connected to the upgraded ceiling capped elec. over the breakfast bar in the kitchen.	
Line 59144	Note:	
29Apr20 / 11May20		
Inv.4627	1 - Relocate the standard ceiling light from the upper stair landing to the O.T.B. area on the second floor... see sketch # 2	
Line 59145	Note:	
29Apr20 / 11May20		

HEATING AND AIR CONDITIONING

MISCELLANEOUS

PLUMBING

Inv.4627	1 - To supply & instal the WATERLINE ROUGH-IN TO THE FRIDGE LOCATION (NO HOOK UP) in the kitchen.	
Line 59133	Note:	
29Apr20 / 11May20		



CONSTRUCTION SUMMARY

Kingsmen (Thames) Inc. / Havelock Corners (Kingsmen)

Lot/Unit: 2    Phase/Building: 4A    Model/Floor Plan: Spencer (4204) Elev A 4 Bed - 4+1 Bath

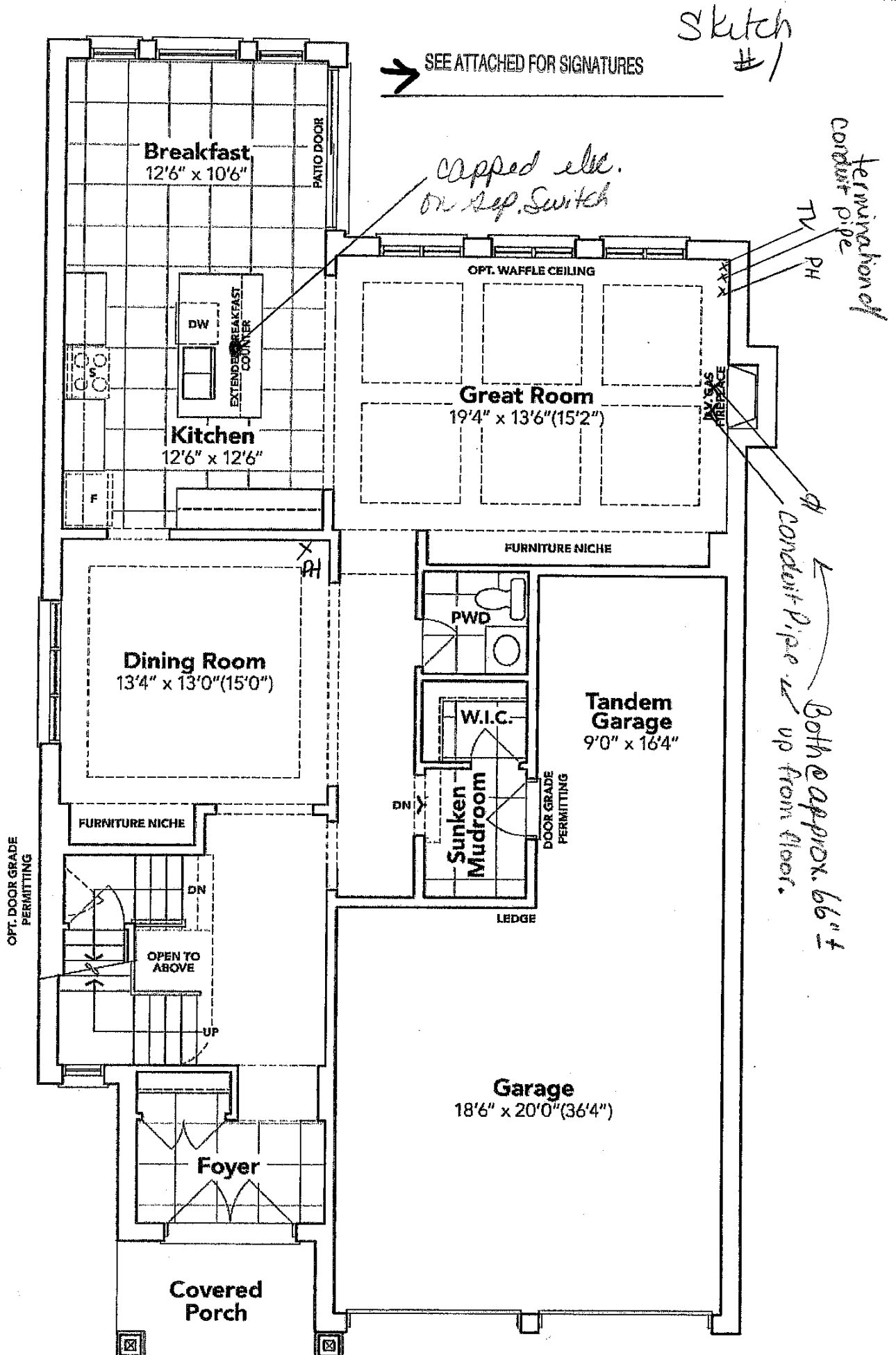
EXTRAS AS PER OFFER

VENDOR TO SUPPLY & INSTALL AIR CONDITIONING UNIT, SIZED ACCORDINGLY, FROM VENDORS STANDARD SAMPLES. <i>Worksheet</i> Note:	
VENDOR TO INSTALL CAPPED GAS LINE (ROUGH-IN ONLY) AT REAR OF HOME FOR FUTURE BBQ LOCATION.   LOCATION TO BE FINALIZED AT VENDORS SOLE DISCRETION. <i>Worksheet</i> Note:	

# SCHEDULE "B-1"

## Floor Plan

Lot 2  
Phase 4A  
Model: Spencer (4204) Elev A 4 Bed - 4+1 Bath  
Standard



## GROUND FLOOR EL. A

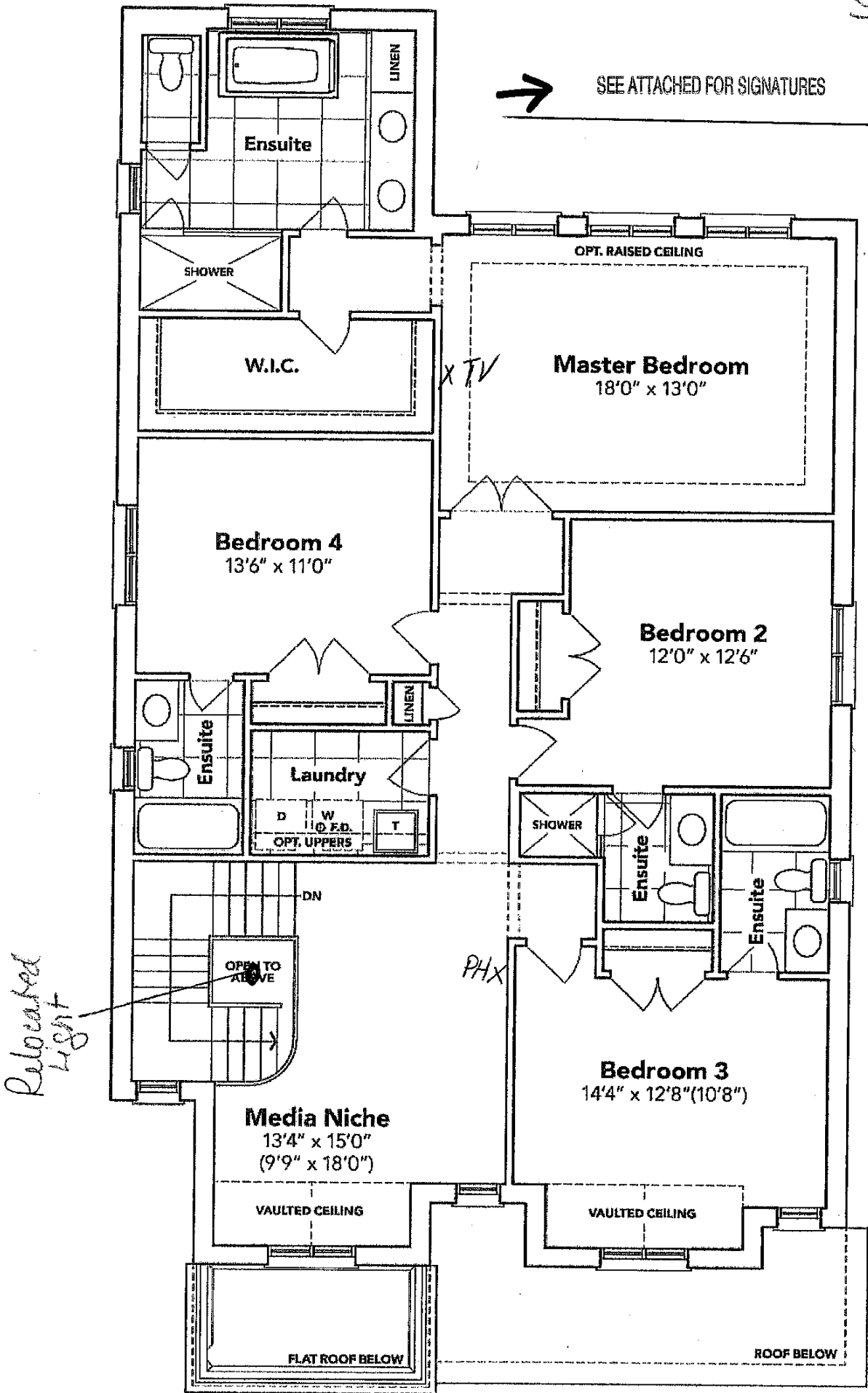
The floor plans and elevations shown are pre-construction plans and may be revised or improved as necessitated by architectural controls and the construction process. The measurements adhere to the rules and regulations of the TARION Warranty Corporation's official method for the calculation of floor area. Materials, specifications and floor plans are subject to change without notice. All house renderings are artist's concept only. Actual usable floor space may vary from the stated floor area. All options shown are upgrades. E. & O. E.

SCHEDULE "B-1"  
Floor Plan

Lot 2  
Phase 4A  
Model: Spencer (4204) Elev A 4 Bed - 4+1 Bath  
Standard

Sketch  
#2

→ SEE ATTACHED FOR SIGNATURES



SECOND FLOOR EL. A

The floor plans and elevations shown are pre-construction plans and may be revised or improved as necessitated by architectural controls and the construction process. The measurements adhere to the rules and regulations of the TARION Warranty Corporation's official method for the calculation of floor area. Materials, specifications and floor plans are subject to change without notice. All house renderings are artist's concept only. Actual usable floor space may vary from the stated floor area. All options shown are upgrades. E. & O. E.


LOT: 2 Thames PH: 4A RE: FRIDGE SPEC'S

Samsung 36 inch 25.6 cu. ft. 3-Door French Door Refrigerator with Ice and Water Dispenser in Stainless Steel RF263BEAESR



SEE ATTACHED FOR SIGNATURES

---




LOT: 2 Thermo PH: 4A RE: FRIDGE SPEC'S

Samsung 36 inch 25.6 cu. ft. 3-Door French Door Refrigerator with Ice and Water Dispenser in Stainless Steel RF263BEAESR

→ *Yammy*

---



LOT: 2 Thames PH: 4A  
RE: Fridge Spec's Cont

152



SEE ATTACHED FOR SIGNATURES

Specifications

More Information

Brand	Samsung
Refrigerator Type	French Door
Icemaker	Yes
Dispenser	External (Water/Ice)
Defrost Type	Frost Free
Energy Star Certified	Energy Star Certified
Model Number	RF263BEAESR
Product Dimensions	35.75" x 33.25" x 70"
Freezer (cu.ft.)	8 cu.ft.
Refrigerator (cu.ft.)	16.6 cu.ft.
Total Capacity (cu.ft.)	24.6 cu.ft.
Warranty	One year limited manufacture warranty on parts and labour
UPC	036725590045

LOT: 2 THOMAS PH: 4A  
Re: Fridge Spec's Cont  
→ Yamada

Specifications	More Information
Brand	Samsung
Refrigerator Type	French Door
Ice Maker	Yes
Dispenser	External (Water/Ice)
Defrost Type	Frost Free
Energy Star Certified	Energy Star Certified
Model Number	RF263BEAESR
Product Dimensions	35.75" x 33.25" x 70"
Freezer (cu.ft.)	8 cu.ft.
Refrigerator (cu.ft.)	16.6 cu.ft.
Total Capacity (cu.ft.)	24.6 cu.ft.
Warranty	One year limited manufacture warranty on parts and labour
UPC	036725590045