



CONSTRUCTION SUMMARY

Kingsmen (Thames) Inc. / Havelock Corners (Kingsmen)

Lot/Unit: 75    Phase/Building: 4A    Model/Floor Plan: Louis (4203) Elev B 4 Bed - 4+1 Bath

Cabinetry

Inv.4577	1 - Accomodate for a future 30" chimney hood fan in the kitchen.	
Line 58361	Note: Chimney hood fan is sold sep.	
26Mar20 / 27Mar20		

CABINETRY MICROWAVE OVEN STOVE COOKTOP

Inv.4577	1 - To supply & install aMICROWAVE CABINET WITH SHELF - OPENING 24 INCHES WIDE X 13 3/4 INCHES HIGH - PURCHASER MUST SUPPLY SPECS in the kitchen.... see sketch # 1	
Line 58372	Note: Electrical outlet on a sep. curcuit is sold sep.	
26Mar20 / 27Mar20		

Electrical

Inv.4577	1 - To supply & install a receptacle on a sep. curcuit for the microwave shelft	
Line 58373	Note: Microwave shelf is sold sep.	
26Mar20 / 27Mar20		
Inv.4577	1 - To supply & install the CYCLONE 30" chimney hood fan in stainless steel Model # SCB50030 in lieu of the std. 30" stainless steel hood fan.... see spec's	
Line 58360	Note:	
26Mar20 / 27Mar20		
Inv.4577	1 - To supply & install the standard T.V. rough in in the great room and master bedroom.... see sketch # 1 & # 2	
Line 58363	Note:	
26Mar20 / 27Mar20		
Inv.4577	1 - To supply & install the standard Phone rough in in the great room, master bedroom and Bedroom # 2... see sektch # 1 & # 2	
Line 58364	Note:	
26Mar20 / 27Mar20		
Inv.4577	1 - To supply & install a receptacle at approx. 66 " + - up from the floor centered + - to the F/P mantle and terminated next to + - the upgraded conduit pipe.... see sketch # 1	
Line 58365	Note: This is for a future wall mount T.V.	
26Mar20 / 27Mar20		
Inv.4577	1 - To supply & install a conduit pipe at approx. 66 " + - up from the floor centered + - to the F/P mantle and terminated next to + - the standard T.V. rough in in the great room.... see sketch # 1	
Line 58366	Note: This is for a future wall mount T.V.	
26Mar20 / 27Mar20		
Inv.4577	1 - Relocate the std. ceiling light from the upper stair landing to the O.T.B. on the second floor.... see sketch # 2	
Line 58367	Note:	
26Mar20 / 27Mar20		
Inv.4577	1 - Reinforce the relocated light at the O.T.B. area on the second floor.... see sketch # 2	
Line 58368	Note:	
26Mar20 / 27Mar20		

Heating And Air Conditioning



CONSTRUCTION SUMMARY

Kingsmen (Thames) Inc. / Havelock Corners (Kingsmen)

Lot/Unit: 75    Phase/Building: 4A    Model/Floor Plan: Louis (4203) Elev B 4 Bed - 4+1 Bath

Trim

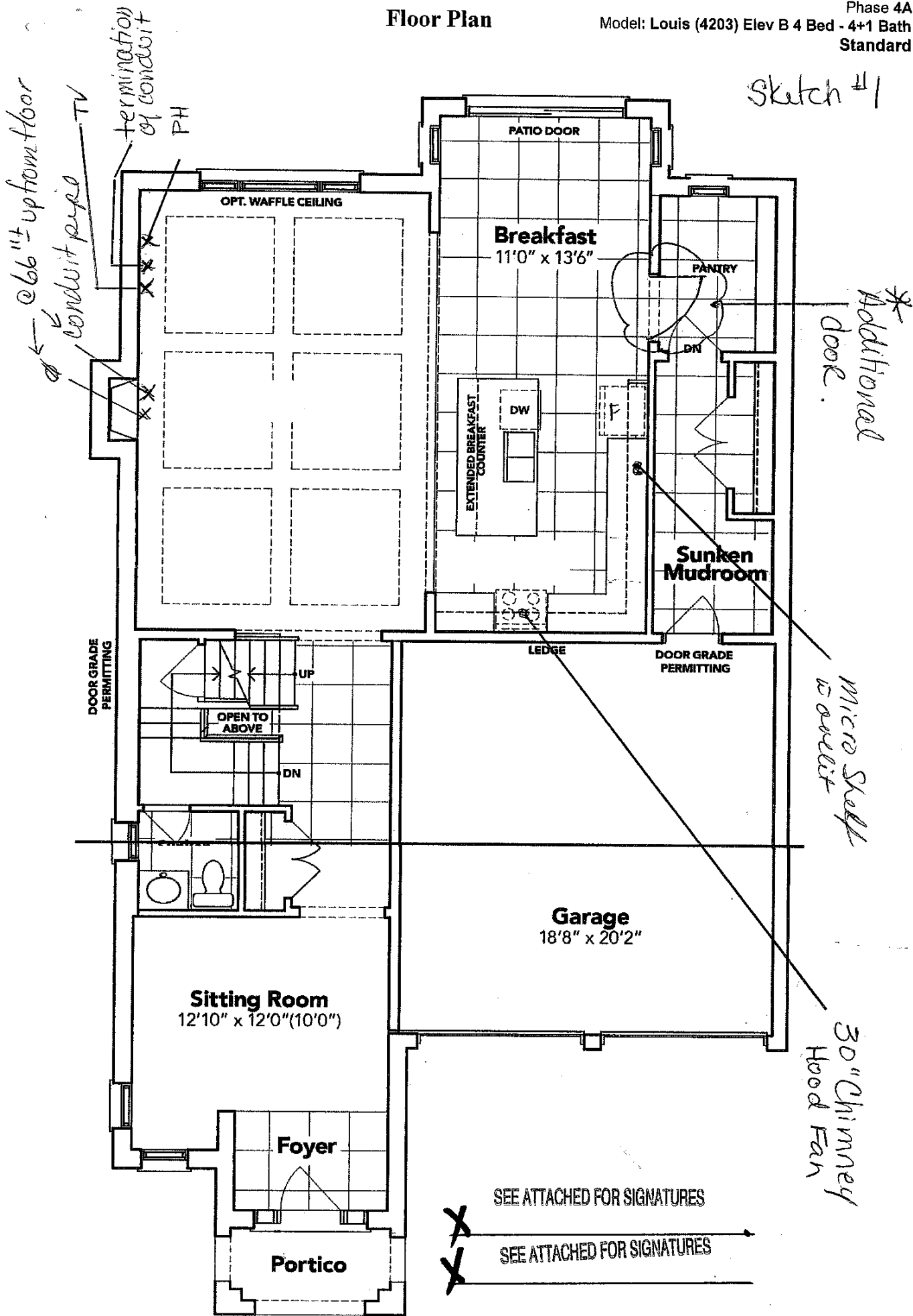
Inv.4577	1 - To supply & install a door between the breakfast area and pantry area.... see sketch # 1	
Line 58369	Note:	
26Mar20 / 27Mar20		

EXTRAS AS PER OFFER

VENDOR TO INSTALL CAPPED GAS LINE (ROUGH-IN ONLY) AT REAR OF HOME FOR FUTURE BBQ LOCATION. LOCATION TO BE FINALIZED AT VENDORS SOLE DISCRETION. <i>Worksheet</i> Note:	
VENDOR TO SUPPLY & INSTALL AIR CONDITIONING UNIT, SIZED ACCORDINGLY, FROM VENDORS STANDARD SAMPLES. <i>Worksheet</i> Note:	

SCHEDULE "B-1"  
Floor Plan

Lot 75  
Phase 4A  
Model: Louis (4203) Elev B 4 Bed - 4+1 Bath  
Standard

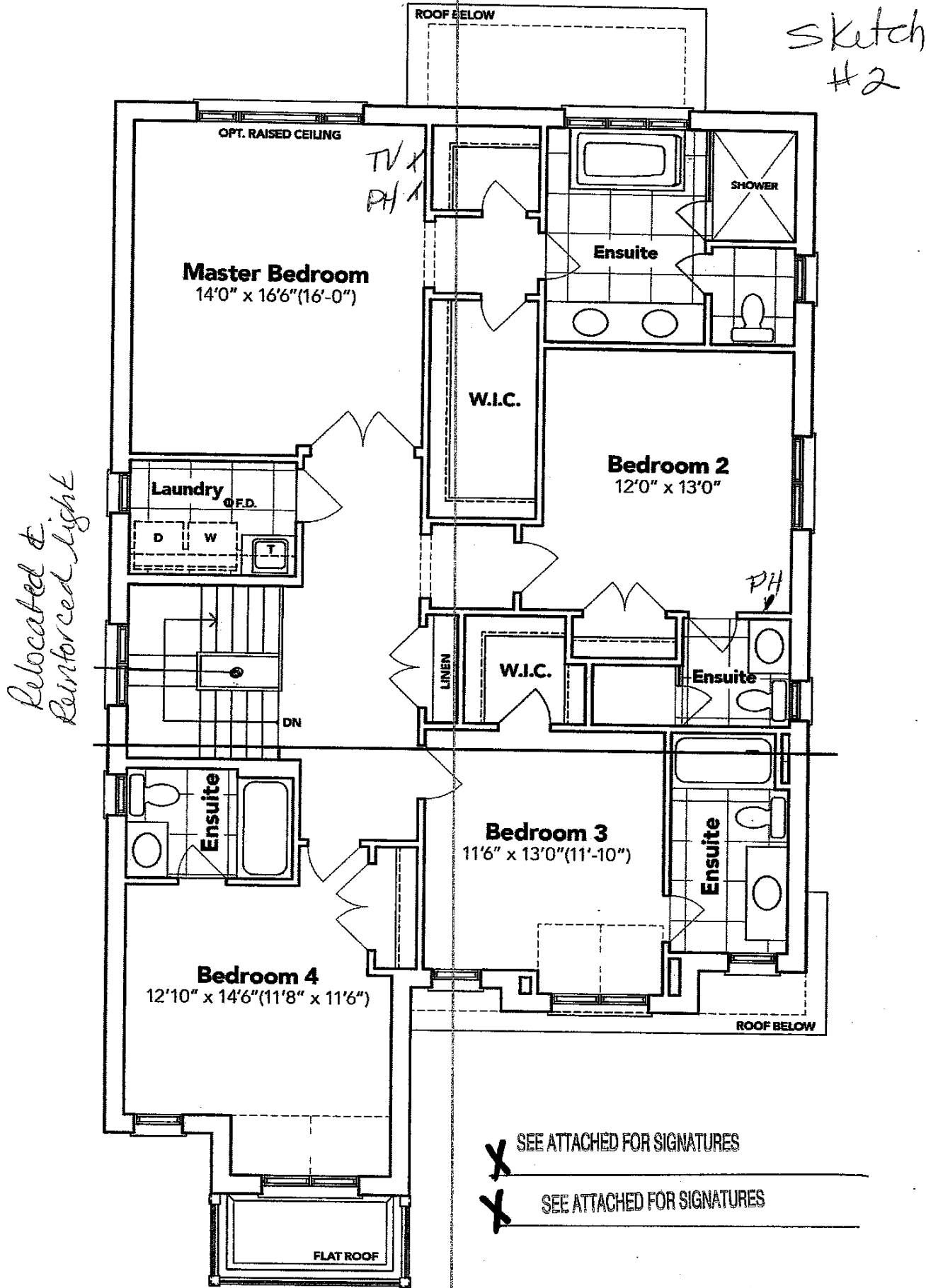


PART. GROUND FLOOR EL. B

The floor plans and elevations shown are pre-construction plans and may be revised or improved as necessitated by architectural controls and the construction process. The measurements adhere to the rules and regulations of the TARION Warranty Corporation's official method for the calculation of floor area. Materials, specifications and floor plans are subject to change without notice. All house renderings are artist's concept only. Actual usable floor space may vary from the stated floor area. All options shown are upgrades. E. & O. E.

SCHEDULE "B-1"  
Floor Plan

Lot 75  
Phase 4A  
Model: Louis (4203) Elev B 4 Bed - 4+1 Bath  
Standard



PART. SECOND FLOOR EL. B

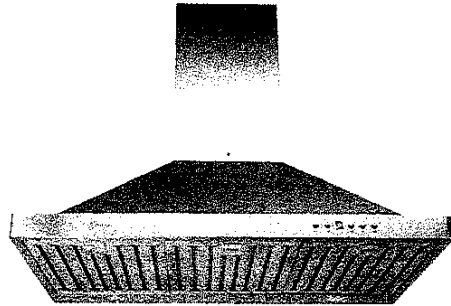
The floor plans and elevations shown are pre-construction plans and may be revised or improved as necessitated by architectural controls and the construction process. The measurements adhere to the rules and regulations of the TARION Warranty Corporation's official method for the calculation of floor area. Materials, specifications and floor plans are subject to change without notice. All house renderings are artist's concept only. Actual usable floor space may vary from the stated floor area. All options shown are upgrades. L. & O. E.

Lot: 75 Havelock Corners Ph: 4A

Re: Upg. 30" Chimney Hood Fan.

### Specifications

Air Flow Volume: 550 CFM  
Electrical Connection: 120V/60Hz  
Power Consumption: 200 Watts  
Current: 2.0 Amps  
Fan Speed: 1599 RPM  
Finishes: Stainless Steel  
Duct: 6" Round  
Knock-out: 6" Round - Top Only  
Dimensions: Width: 30"/36"  
Height: 46"  
Depth: 18"  
Noise Level: Min. 2 Sones  
Max. 6 Sones



SCB500 - Baffle Filter



### Ordering Model Chart

Model	Colour	Knock-out	Duct	Size	Filter
SCB50030	Stainless Steel	6"	6" Round	30"	Baffle
<del>SCB50036</del>	<del>Stainless Steel</del>	<del>6"</del>	<del>6" Round</del>	<del>36"</del>	<del>Baffle</del>

SEE ATTACHED FOR SIGNATURES

X

SEE ATTACHED FOR SIGNATURES

X

### Notes


Cyclone®

Lot: 75 Havelock Corners Ph: 4A

R: Upg. 30" Chimney Hood Fan.

### Specifications

Air Flow Volume: 550 CFM  
Electrical Connection: 120V/60Hz  
Power Consumption: 200 Watts  
Current: 2.0 Amps  
Fan Speed: 1599 RPM  
Finishes: Stainless Steel  
Duct: 6" Round  
Knock-out: 6" Round - Top Only  
Dimensions: Width: 30"/36"  
Height: 46"  
Depth: 18"  
Noise Level: Min. 2 Sones  
Max. 6 Sones



SCB500 - Baffle Filter



### Ordering Model Chart

Model	Colour	Knock-out	Duct	Size	Filter
SCB50030	Stainless Steel	6"	6" Round	30"	Baffle
<del>SCB50036</del>	<del>Stainless Steel</del>	<del>6"</del>	<del>6" Round</del>	<del>36"</del>	<del>Baffle</del>

### Notes

X Gurneet Sinnerath

X Kogandeekant Rathi

Cyclone®