

Kingsmen (Thames) Inc. / Havelock Corners (Kingsmen)

Lot/Unit: 74 Phase/Building: 4A Model/Floor Plan: Spencer (4204) Elev B 4 Bed - 4+1 Bath

Miscellaneous

Inv.4576	1 - To supply & install the optional side door entrance see sketch # 1	
Line 58343	Note:	
26Mar20 / 26Mar20		

Cabinetry

Inv.4576	1 - See fridge spec's attached.	
Line 58353	Note:	
26Mar20 / 26Mar20		

Electrical

Inv.4576	1 - To supply & install a receptacle at approx. 66 " +- up from the floor centered + - to the F/P mantle in the great room.... see sketch # 1	
Line 58346	Note: This is for a future wall mount T.V.	
26Mar20 / 26Mar20		
Inv.4576	1 - To supply & install the std. T.V. rough in in the great room and master bedroom....see sketch # 1 & # 2	
Line 58347	Note: The T.V. rough in in the great room needs to be installed at approx. 66 " + - up from the floor , centered + - to the F/P mantle next to + - the upgraded electrical outlet.	
26Mar20 / 26Mar20		
Inv.4576	1 - To supply & install the std. Phone rough in in the kitchen, master bedroom and bedroom # 3... see sketch # 1 & # 2	
Line 58348	Note:	
26Mar20 / 26Mar20		
Inv.4576	1 - To supply & install a capped ceiling electrical on a sep. switch over the breakfast bar in the kitchen.... see sketch # 1	
Line 58349	Note:	
26Mar20 / 26Mar20		
Inv.4576	1 - Relocate the std. ceiling light from the upper stair landing to the O.T.B. area on the 2nd floor....see sketch # 2	
Line 58350	Note:	
26Mar20 / 26Mar20		

Heating And Air Conditioning

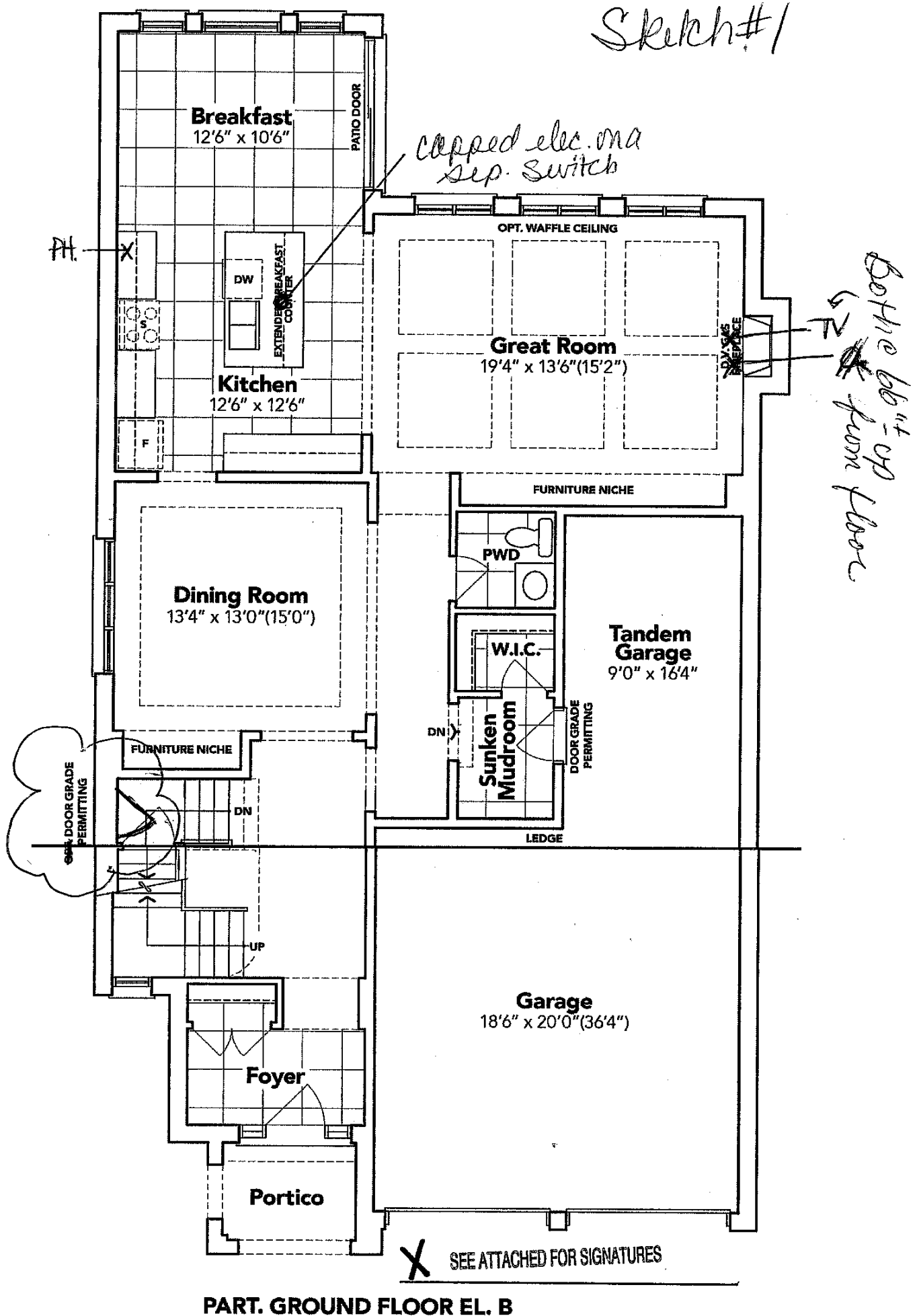
EXTRAS AS PER OFFER

VENDOR TO SUPPLY & INSTALL AIR CONDITIONING UNIT, SIZED ACCORDINGLY, FROM VENDORS STANDARD SAMPLES. Worksheet Note:	
VENDOR TO INSTALL CAPPED GAS LINE (ROUGH-IN ONLY) AT REAR OF HOME FOR FUTURE BBQ LOCATION. LOCATION TO BE FINALIZED AT VENDORS SOLE DISCRETION. Worksheet Note:	

SCHEDULE "B-1"

Floor Plan

Lot 74
Phase 4A
Model: Spencer (4204) Elev B 4 Bed - 4+1 Bath
Standard

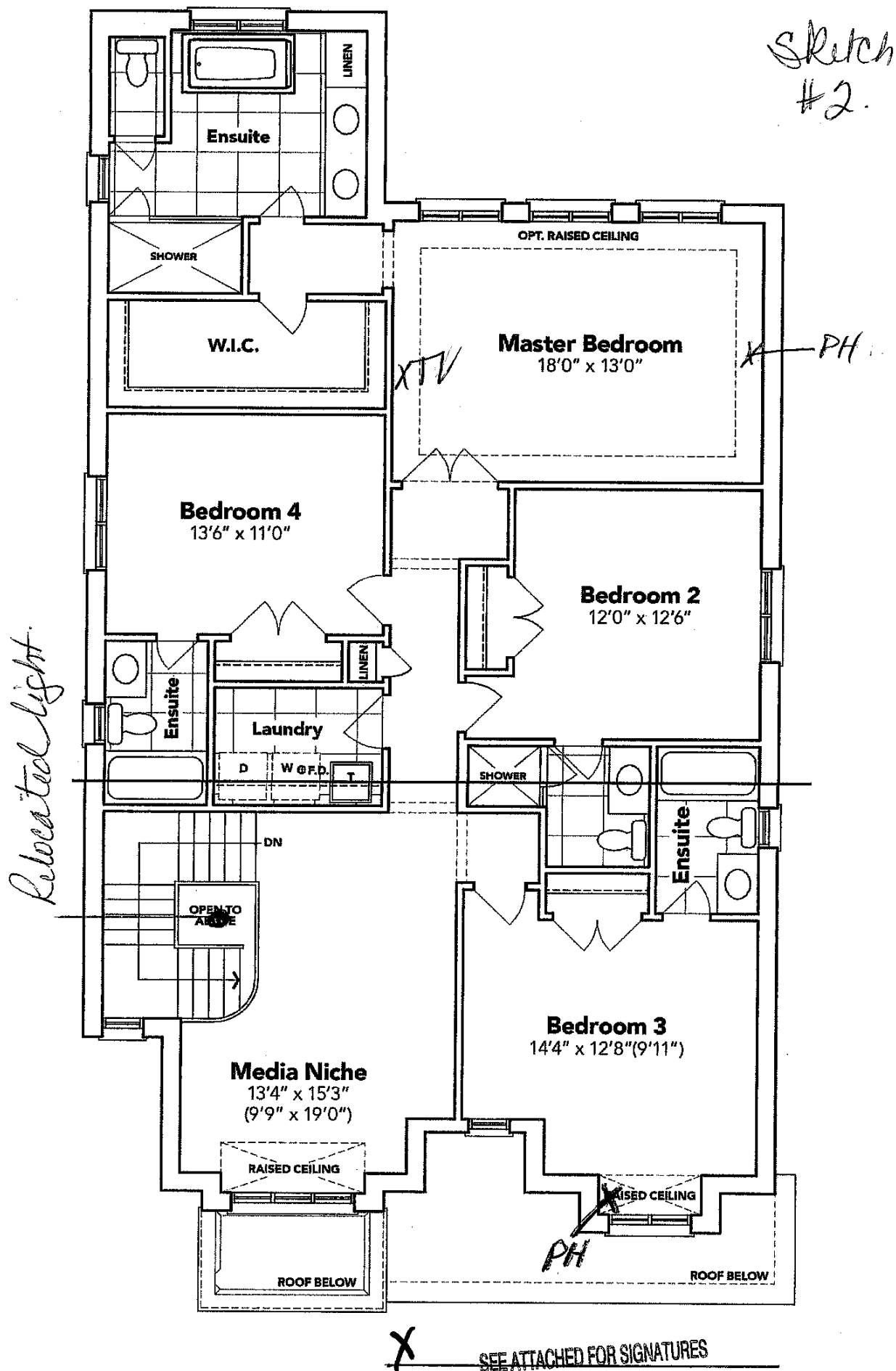


PART. GROUND FLOOR EL. B

The floor plans and elevations shown are pre-construction plans and may be revised or improved as necessitated by architectural controls and the construction process. The measurements adhere to the rules and regulations of the TARION Warranty Corporation's official method for the calculation of floor area. Materials, specifications and floor plans are subject to change without notice. All house renderings are artist's concept only. Actual usable floor space may vary from the stated floor area. All options shown are upgrades. E. & O. E.

SCHEDULE "B-1"
Floor Plan

Lot 74
Phase 4A
Model: Spencer (4204) Elev B 4 Bed - 4+1 Bath
Standard



PART. SECOND FLOOR EL. B

The floor plans and elevations shown are pre-construction plans and may be revised or improved as necessitated by architectural controls and the construction process. The measurements adhere to the rules and regulations of the TARION Warranty Corporation's official method for the calculation of floor area. Materials, specifications and floor plans are subject to change without notice. All house renderings are artist's concept only. Actual usable floor space may vary from the stated floor area. All options shown are upgrades. E. & O. E.

Lot: 74 Hawelock Corners PH. 4A.

Re: FRIDGE SPEC'S

* Note: No White Line Rough In has been purchased.*

REFRIGERATION

CONFIRMED BY EMAIL



LFXS24566S

Large-Capacity 3 Door French Door Refrigerator w/ Door-in-Door™

ELEGANCE WITH GREAT CONVENIENCE.

Now you can keep your refrigerator organized instead of just wishing you could. With 24 cubic feet to work with, you get lots of great space. From post-workout protein shakes to after-school snacks, LG's Door-in-Door™ design keeps all your favorites at your fingertips while reducing cold air loss to help keep foods fresher longer and conserve on precious energy—all with the push of a button. Smart Cooling technology is designed to help keep all your food fresher, longer. You don't have to sacrifice space, either, thanks to the Slim SpacePlus® Ice System you get more shelf space.

STYLE AND DESIGN


- 23.9 cu.ft.
- **Door-in-Door™**
- ColdSaver™ Panel
- Slim SpacePlus® Ice System
- Premium Finish in Stainless Steel
- Contoured Doors with Matching Commercial Handles
- Hidden Hinges
- Premium LED Interior Light

ORGANIZATION

- 4 Split SpillProtector™ Tempered Glass Shelves
- Full Width, Temperature-Controlled Glide N' Serve™ Drawer
- 2 Humidity Crispers
- 9 Door Bins (Including Door-in-Door™)
- DuraBase™ Solid Drawer Base

PERFORMANCE

- Smart Cooling System
- Linear Compressor
- 10 Year Limited Manufacturer's Warranty on Linear Compressor
- Multi-Air Flow
- Fresh Air Filter
- Electronic Temperature Controls
- Tall Ice & Water Dispenser
- IcePlus™ Accelerated Freezing Function
- Premium Water Filtration System
- Door Alarm
- LoDecibel™ Quiet Operation



 **Door-in-Door**



KEY FEATURES

Door-in-Door™

For those fly-by visits to the refrigerator, the Door-in-Door™ feature allows you quickly get in and out for easy access to beverages and snacks. Because food can be accessed without opening the entire refrigerator, it reduces cold air loss by up to 47%* to help keep food fresher longer, while conserving precious energy.

Slim SpacePlus® Ice System

Ice makers are great, but not if it means you can't fit all of your food in the fridge. The Slim SpacePlus® Ice System provides maximum shelf space* and allows even more space for door bins.

Smart Cooling System

Smart Cooling system is designed to maintain superior conditions within the refrigerator. The Linear Compressor reacts quickly to temperature fluctuations and helps keep your food fresher, longer. Meanwhile, strategically-placed vents in every section help to surround your food with cool air no matter where you put it.

- Lot: 74 Havelock Corners PH: 4A
Re: FRIDGE SPEC'S CONT
* NOTE: No Waterline Rough In has been Purchased *



REFRIGERATION

CONFIRMED BY EMAIL

LFXS24566S

Large-Capacity 3 Door French Door Refrigerator w/ Door-in-Door™

CAPACITY

Refrigerator	16.2 cu. ft.
Freezer	7.7 cu. ft.
Total	23.9 cu. ft.

FEATURES

Door-in-Door™ with ColdSaver™ Panel	.
Ice & Water Dispenser	.
Dispenser Type	Integrated Tall Dispenser
Ice System	Slim SpacePlus®
Daily Ice Production	3.5 lbs/3.8 IcePlus
Ice Storage Capacity	2.8 lbs
Water Filtration System	Compact Filter LT500P
Smart Cooling System	.
Dispenser Light	.
Multi Air Flow Cooling	.
Fresh Air Filter	.
Temperature Sensors	6
Linear Compressor	.
Display Type	Membrane / Green LED
Temperature Controls	Electronic/Digital
Door Alarm	.
Child Lock	.
LoDecibel™ Quiet Operation	.
Auto Closing Door Hinge	.
ADA Compliant	.

REFRIGERATOR

No. of Shelves	4 Split (3 Fixed / 1 Folding)
Folding Shelf	1
Cantilevered Shelves	.
Shelf Construction	SpillProtector™ Tempered Glass
Crisper Bins	2 Humidity Crispers
Glide N' Serve™ Drawer	.
Refrigerator Light	Premium LED

REFRIGERATOR DOOR

No. of Shelves/Bin	9 (including Door-in-Door™)
Door Bin Construction	Clear Bins with Deco
Dairy Corner	.

FREEZER

Door Type	Pull Drawer
Drawers	2
DuraBase™ Solid Drawer Base	.
Drawer Divider	.
Freezer Light	60W
Handle	Matching Commercial Handle

MATERIALS AND FINISHES

Contour Door	.
Hidden Hinges	.
Toe Grille	.
Surface	Coated Metal, Stainless Steel
Back	Flush & Metal cover over mechanical parts
Available Colors	Stainless Steel (S)
Handles	Matching Commercial Handles

DIMENSIONS/CLEARANCES/WEIGHT

Depth with Handles	34 1/4"
Depth without Handles	31 3/4"
Depth without Door	27 7/8"
Depth (Total with Door Open)	46 1/2"
Height to Top of Case	68 3/8"
Height to Top of Door Hinge	69 3/4"
Width	35 3/4"
Width (Door Open 90° with Handle)	44 1/4"
Width (Door Open 90° without Handle)	39 1/4"
Door Edge Clearance with Handle	4 1/2"
Door Edge Clearance without Handle	1 3/4"
Installation Clearance	Sides 1/8", Top 1", Back 1"
Weight (Unit/Cartron)	324 lbs./349 lbs.
Cartron Dimensions (WxHxD)	36" x 73" x 36"

WARRANTY

1 Year Parts and Labor,
7 Years on the Sealed System,
10 Years on Linear Compressor

UPC CODES

LFXS24566S Stainless Steel	048231 786492
----------------------------	---------------