

KINGSMEN (THAMES) INC. / Havelock Corners (Kingsmen)

Lot/Unit: 99    Phase/Building: 4A    Model/Floor Plan: James (3601) Elev B 4 Bed - 2+1 Bath

Miscellaneous

Inv.4548	1 - Vendor to supply & install air conditioning unit, sized accordingly, from vendors standard samples	
Line 57920	Note:	
20Feb20 / 26Feb20		

Countertop

Inv.4548	1 - Vendor to include level 1, 2 cm granite or quartz in all bathrooms and kitchen, as per plan, in lieu of the included laminate counter tops selections to be made from builders standard samples, this has no cash value.	
Line 57921	Note:	
20Feb20 / 26Feb20		

Electrical

Inv.4548	1 - To supply & install the 30" Cyclone model SCB722 Chimney hood fan in the kitchen in lieu of the std. hood fan... see spec's	
Line 57880	Note: Due to this upgrade the upper cabinets above the stove will not be supplied or installed.	
20Feb20 / 26Feb20		
Inv.4548	1 - To supply & install the standard T.V. rough in in the Great room and Master bedroom.... see sketch 1 & 2	
Line 57884	Note:	
20Feb20 / 26Feb20		
Inv.4548	1 - To supply & install the standard PHONE rough in in the kitchen, master bedroom and bedroom #2.... see sketch 1&2	
Line 57885	Note:	
20Feb20 / 26Feb20		
Inv.4548	1 - To supply & install an OUTLET - DUPLEX - 110V at approx. 66 " + - up from the floor centered + - to the F/P mantle.... see sketch #1	
Line 57887	Note:	
20Feb20 / 26Feb20		

Hardwood

Inv.4548	1 - Purchaser to choose main floor hardwood stain and stairway and pickets stain, from builders samples in lieu of promo standard hardwood throughout the 2nd. floor. all else as per schedule A. This has no cash value.	
Line 57922	Note:	
20Feb20 / 26Feb20		

HVAC

Inv.4548	1 - Vendor to install capped gas line ( rough in only) at rear of home for future BBQ location to be finalized at vendors sole discretion.	
Line 57917	Note:	
20Feb20 / 26Feb20		
Inv.4548	1 - Vendor to install gas line ( rough in only ) to kitchen in at stove location ( as per plan) to include 110V code requirement.	
Line 57918	Note:	
20Feb20 / 26Feb20		



**CONSTRUCTION SUMMARY**

**KINGSMEN (THAMES) INC. / Havelock Corners (Kingsmen)**

**Lot/Unit: 99    Phase/Building: 4A    Model/Floor Plan: James (3601) Elev B 4 Bed - 2+1 Bath**

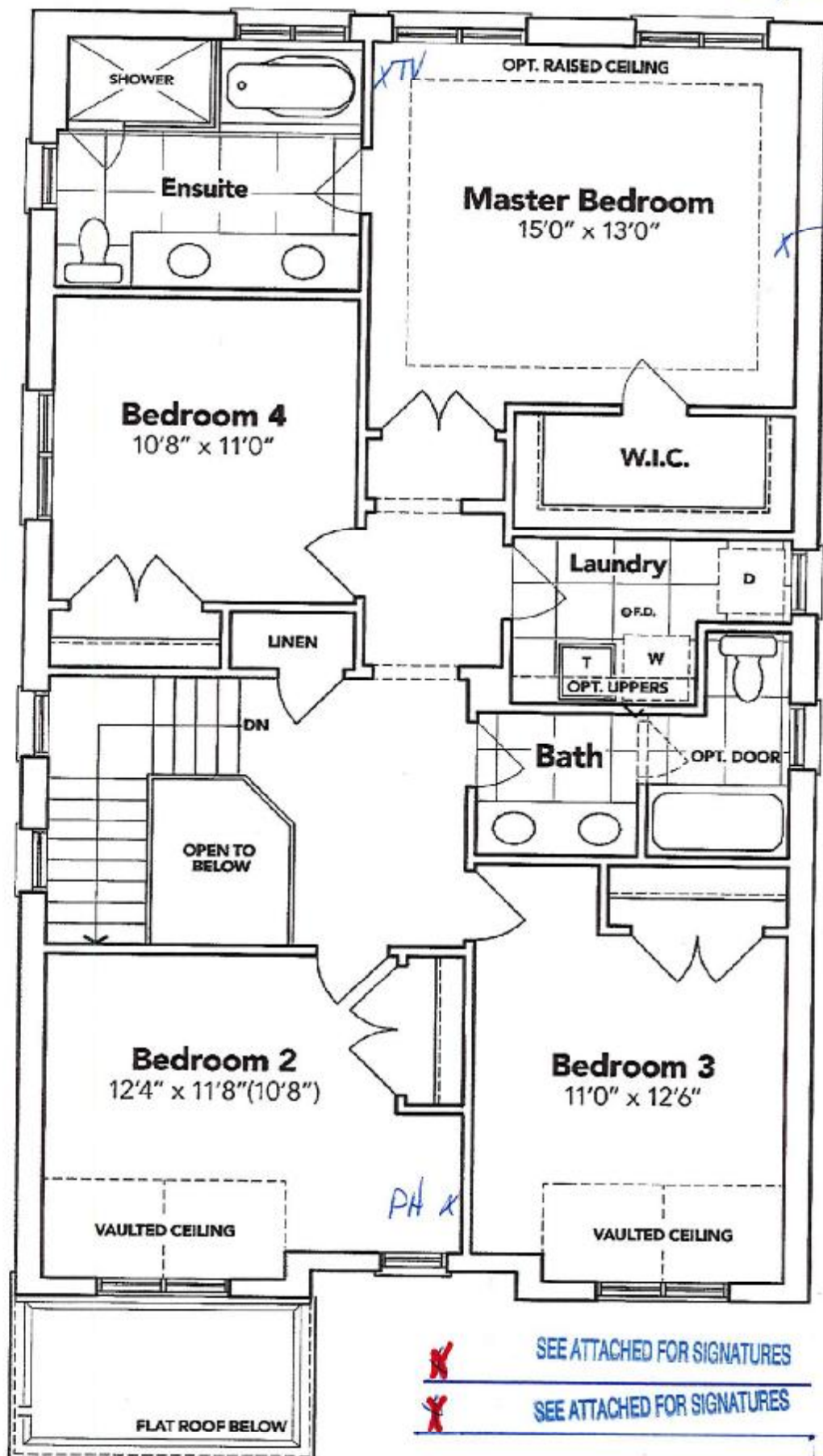
**EXTRAS AS PER OFFER**

Note:	
-------	--

**SCHEDULE "B-1"**  
**Floor Plan**

Lot 99  
Phase 4A  
Model: James (3601) Elev B 4 Bed - 2+1 Bath  
Standard

*Sketch #2*



SEE ATTACHED FOR SIGNATURES

SEE ATTACHED FOR SIGNATURES

**SECOND FLOOR EL. B**

The floor plans and elevations shown are pre-construction plans and may be revised or improved as necessitated by architectural controls and the construction process. The measurements adhere to the rules and regulations of the TARIION Warranty Corporation's official method for the calculation of floor area. Materials, specifications and floor plans are subject to change without notice. All house renderings are artist's concept only. Actual usable floor space may vary from the stated floor area. All options shown are upgrades. E. & O. E.

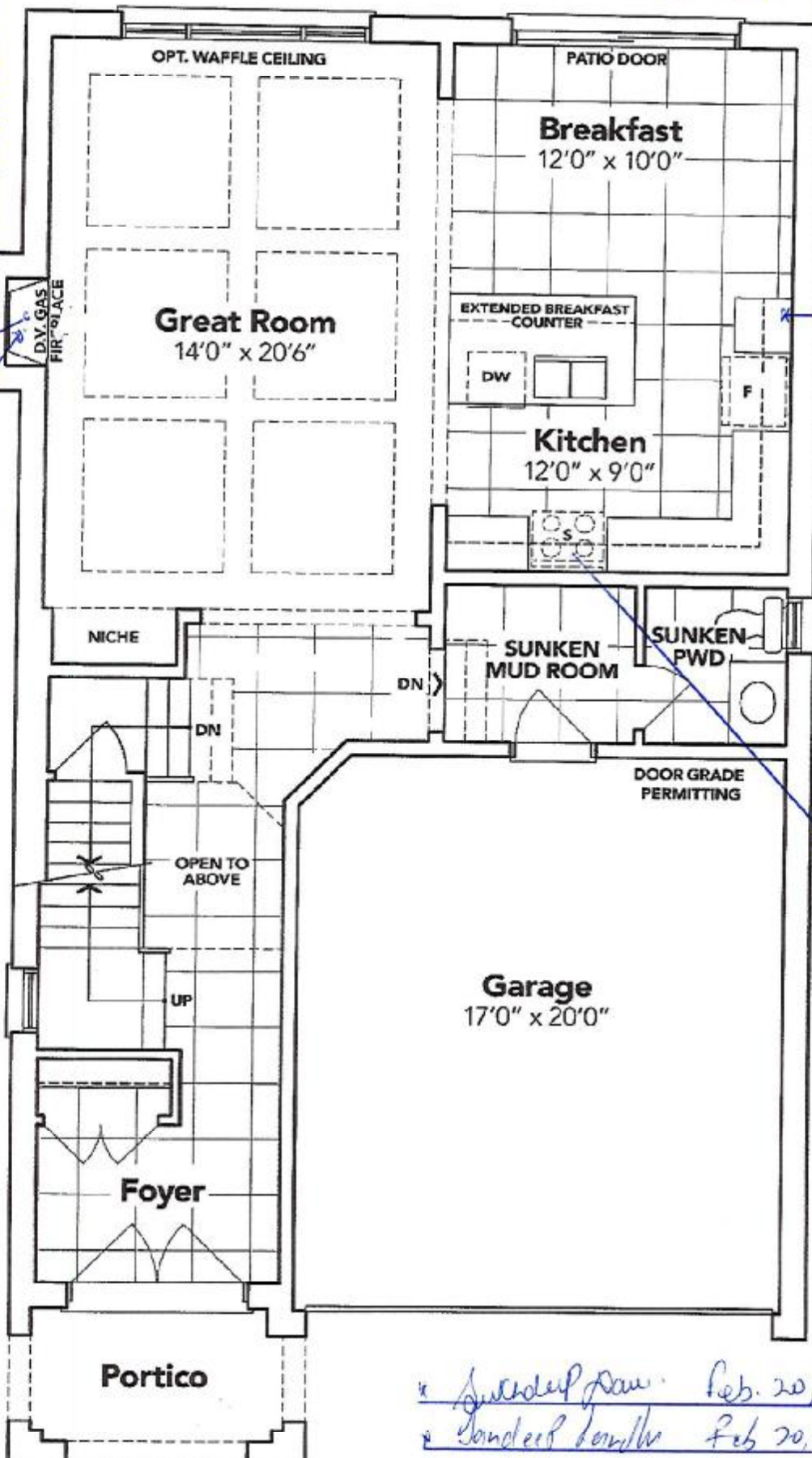
SCHEDULE "B-1" - Page 2 of 3

**SCHEDULE "B-1"**  
**Floor Plan**

Lot 99  
Phase 4A  
Model: James (3601) Elev B 4 Bed - 2+1 Bath  
Standard

Sketch #1

electrical outlet at approx. 66" ± up from floor, centered ± to FIP  
TV. Rough In



Phone Rough In

30" Chimney Hood Fan  
(No Upper Cabinets above stove)

\* Sander Paw Feb. 20, 2020  
\* Sander Paw Feb. 20, 2020

**GROUND FLOOR EL. B**

The floor plans and elevations shown are pre-construction plans and may be revised or improved as necessitated by architectural controls and the construction process. The measurements adhere to the rules and regulations of the TARIION Warranty Corporation's official method for the calculation of floor area. Materials, specifications and floor plans are subject to change without notice. All house renderings are artist's concept only. Actual usable floor space may vary from the stated floor area. All options shown are upgrades. E. & O. E.

Initials: SS SK




4A-50+99

## Specifications

Air Flow Volume: 650 CFM  
 Electrical Connection: 120V/60Hz  
 Power Consumption: 240 Watts  
 Current: 2.0 Amps  
 Fan Speed: 1599 RPM  
 Finishes: Stainless Steel  
 Duct: 6" Round  
 Knock-out: 6" Round - Top Only  
 Dimensions: Width: 30"/36"  
 Height: 44 1/2"  
 Depth: 19 3/4"  
 Noise Level: Min. 2 Sones  
 Max. 7 Sones

Lot: 99 Phase 4A.  
 James (3601)  
 Elevation: B  
 Re: 30" Chimney  
 Hood fan for  
 kitchen



SCB722 - Baffle Filter



## Ordering Model Chart

Model	Colour	Knock-out	Duct	Size	Filter	CFM
SCB72230	Stainless Steel	6"	6" Round	30"	Baffle	650
<del>SCB72236</del>	<del>Stainless Steel</del>	<del>6"</del>	<del>6" Round</del>	<del>36"</del>	<del>Baffle</del>	<del>650</del>

## Notes

✓ Swachidip Sam Feb, 20, 2020.  
 ✓ Sandeep Sam Feb 21, 2020.

**Cyclone**®  
 Breathe Better

CD022019