



CONSTRUCTION SUMMARY

Teefy Developments (Bathurst Glen) Limited / NIDO

Lot/Unit: 31 Phase/Building: 1 Model/Floor Plan: Raven (25-3) Elev A Opt 4 Bed

CABINETRY

Inv.4283	1 - LOCATION: KITCHEN	
	FRENDEL KITCHENS TO ADVISE DESIGN STUDIO (STEFFANNEE) AT SITE MEASURE IF BULKHEAD IS NOT PRESENT AS CLIENT MAY WANT TO RECONSIDER WIDTH OF FASCIA PANEL AT THAT TIME.	
Line 54403	Note:	
6Dec17 / 6Dec17		

CABINETRY APPLIANCE - FRIDGE

CABINETRY HARDWARE

Inv.4283	1 - LOCATION: KITCHEN	
	KITCHEN - CABINET HARDWARE - UPGRADE 2 - DISPLAY BOARD 12899 HANDLE	
Line 54401	Note:	
6Dec17 / 6Dec17		
Inv.4283	1 - LOCATION: POWDER ROOM	
	VANITY - CABINET HARDWARE - UPGRADE 2 - DISPLAY BOARD 12899 HANDLE	
Line 54402	Note:	
6Dec17 / 6Dec17		

COUNTER TOP - GRANITE

ELECTRICAL

HEATING AND AIR CONDITIONING

MISCELLANEOUS

Inv.4283	1 - ADMINISTATION FEE TO RE-OPEN FILE THAT WAS COMPLETED AND SUBMITTED TO HEAD OFFICE ON NOVEMBER 20TH, 2017.	
Line 54404	Note:	
6Dec17 / 6Dec17		

PLUMBING

Inv.4283	5 - LOCATION: ALL BATHROOMS	
	SUPPLY AND INSTALL UPGRADE UNDERMOUNT SINKS IN LIEU OF STANDARD OVAL SINKS TO ALL BATHROOMS. CONTRAC CATENA MODEL #4210CIY WHITE	
Line 54399	Note:	
6Dec17 / 6Dec17		

TILE

Inv.4283	1 - LOCATION: MASTER ENSUITE SHOWER STALL	
	SUPPLY AND INSTALL UPGRADE MOSAIC SHOWER FLOOR TILE IN MASTER ENSUITE	
Line 54400	Note: 2" X 2" ONTARIO MOSAICS TENDER GREY MATTE (OD.ON.TGR.0202.MT.N)	
6Dec17 / 6Dec17		



CONSTRUCTION SUMMARY

Teefy Developments (Bathurst Glen) Limited / NIDO

Lot/Unit: 31 Phase/Building: 1 Model/Floor Plan: Raven (25-3) Elev A Opt 4 Bed

TILE - WALL

Inv.4283	1 - LOCATION: MASTER ENSUITE SHOWER STALL SUPPLY AND INSTALL UPGRADE WALL TILE LEVEL 3 IN LIEU OF STANDARD WALL TILE TO MASTER ENSUITE SHOWER STALL. STANDARD STACKED INSTALL	
Line 54398	Note: 4" X 16" COLOUR AND DIMENSIONS TENDER GREY BRIGHT (QT.CD.TGR.0416.BR)	
6Dec17 / 6Dec17		

EXTRAS AS PER OFFER

The Purchaser has been referred by a Realtor and/or is a Realtor. The Realtor listed on Schedule R attached hereto shall be entitled to a referral commission in accordance with the terms and conditions detailed on Schedule R. <i>Worksheet</i> Note:	
The Vendor agrees to allow the purchaser the one time right to assign this transaction, and Purchaser agrees to use the Vendors approved form of assignment. The cost of such assignment will be \$20,000 payable to the Vendor should the purchaser decide to <i>Worksheet</i> Note:	

Purchasers:
NATALIE BEKERMAN & ARTHUR BEKERMAN
Property: 31 of Plan -

Telephone Res. / Bus: (416) 953-9484 /
Project: Teefy Developments (Bathurst Glen) Limite

Decor Advisor: Steffannee Appio
Model and Elevation: Raven (25-3) Elev A Opt 4 Bed

Layout Changes:
☐ Yes
☒ No
Sketch Attached:
☒ Yes
☐ No
Exterior Colour Scheme:

1. Cabinetry

	Style and Colour	Counter Top	Hardware
Kitchen / Breakfast	LANCASTER PAINT MACADEMIA	4600 ORGANIC WHITE	12899 HANDLE
Kitchen Island	LANCASTER PAINT MACADEMIA	4600 ORGANIC WHITE	12899 HANDLE
Laundry Room	PVC SLAB LATITUDE EAST	6698-46 PALOMA POLAR	9677 HANDLE
Powder Room	CAMDEN PAINT MACADEMIA	4600 ORGANIC WHITE	12899 HANDLE
Main Bathroom			
Master Ensuite Bathroom	CAMDEN PAINT SOAPSTONE CL	4141 MISTY CARRARA	149 KNOB
Second Ensuite Bathroom (If Applicable)			
TWIN ENSUITE	CAMDEN PAINT CHIA SEED	4141 MISTY CARRARA	149 KNOB
ENSUITE 4	CAMDEN PAINT CHIA SEED	4141 MISTY CARRARA	149 KNOB

Appliances

Custom Size Fridge

☐ Yes
☒ No

Valance Lighting

☐ Yes
☒ No

Microwave / Range Hood

☐ Yes
☒ No

Cooktop / Rangetop

☐ Yes
☒ No

Built in Wall Oven

☐ Yes
☒ No

Slide-in Range

☐ Yes
☒ No

Comment

STANDARD EDGE PROFILE TO STONE COUNTER-TOPS IN KITCHEN AND BATHROOMS

2. Flooring

	Selection
FOYER	13" X 13" REFLEX WHITE (GE.RF.WHT.1313)
Main Hall	5" VINTAGE HANDSCRAPED OAK - OTHELLO
Back Hall	
Breakfast	5" VINTAGE HANDSCRAPED OAK - OTHELLO
Laundry Room	12" X 12" LILY WHITE (TH.LY.WHT.1212)
Kitchen	5" VINTAGE HANDSCRAPED OAK - OTHELLO
Powder Room	13" X 13" REFLEX WHITE (GE.RF.WHT.1313)
Main Bathroom	
Master Ensuite	13" X 13" SERPENTINE BEYAZ WHITE (TR.ST.BYZ.1313)
Bathroom (If Applicable)	13" X 13" SERPENTINE BEYAZ WHITE (TR.ST.BYZ.1313) ENSUITE 4
Mud Room	13" X 13" REFLEX WHITE (GE.RF.WHT.1313)
TWIN ENSUITE	13" X 13" SERPENTINE BEYAZ WHITE (TR.ST.BYZ.1313)
Living Room	
Dining Room	5" VINTAGE HANDSCRAPED OAK - OTHELLO
Family / Great Room	
Den / Library / Study	5" VINTAGE HANDSCRAPED OAK - OTHELLO
Basement Landing (If Applies)	5" VINTAGE HANDSCRAPED OAK - OTHELLO
Lower Landing (If Applicable)	5" VINTAGE HANDSCRAPED OAK - OTHELLO
Upper Landing	5" VINTAGE HANDSCRAPED OAK - OTHELLO
Upper Hall	5" VINTAGE HANDSCRAPED OAK - OTHELLO
Master Bedroom	5" VINTAGE HANDSCRAPED OAK - OTHELLO
Bedroom #2	5" VINTAGE HANDSCRAPED OAK - OTHELLO
Bedroom #3	5" VINTAGE HANDSCRAPED OAK - OTHELLO
Bedroom #4	5" VINTAGE HANDSCRAPED OAK - OTHELLO
Bedroom #5	

Revised

Flooring Continued on Page 2

Initial: NB AB



INTERIOR COLOUR SCHEME
Revised

31.

Purchasers: NATALIE BEKERMANN & ARTHUR BEKERMANN Property: 31 of Plan -
Telephone Res. / Bus: (416) 953-9484 / Project: Teefy Developments (Bathurst Glen) Limited
Decor Advisor: Steffannee Appio Model and Elevation: Raven (25-3) Elev A Opt 4 Bed

2. Flooring - Continued -

Upgrade Underpad	Type	Area
Carpet on Stairs	Capped	Runner - *Upgrade
Comment		

3. Plumbing Fixtures / Faucets

Kitchen	STD	Second Ensuite		Powder Room	STD
Master Ensuite	STD			Other Room	
Main Bathroom		TWIN ENSUITE	STD		
Comment					
BEDROOM 4 ENSUITE - STANDARD UPGRADE SINKS IN ALL BATHROOMS - CATENA UNDERMOUNT SINKS					

4. Wall Tile

	Tile Selection	Listello	Insert	Insert Selection
Main Bathroom		<input type="checkbox"/>	<input type="checkbox"/>	
Master Ensuite				
Tub Deck	13" X 13" SERPENTINE BEYAZ WHITE	<input type="checkbox"/>	<input type="checkbox"/>	TR.ST.BYZ.1313
Tub Apron	13" X 13" SERPENTINE BEYAZ WHITE	<input type="checkbox"/>	<input type="checkbox"/>	
Tub Surround	13" X 13" SERPENTINE BEYAZ WHITE	<input type="checkbox"/>	<input type="checkbox"/>	
Shower Stall	4" X 16" TENDER GREY BRIGHT (COLOUR & DIMENSI	<input type="checkbox"/>	<input type="checkbox"/>	QT.CD.TGR.0416.BR
Second Ensuite		<input type="checkbox"/>	<input type="checkbox"/>	
TWIN ENSUITE	8" X 10" SERPENTINE GREY	<input type="checkbox"/>	<input type="checkbox"/>	TR.ST.GRY.0810
ENSUITE 4 BEDROOM	8" X 10" SERPENTINE GREY	<input type="checkbox"/>	<input type="checkbox"/>	TR.ST.GRY.0810
Kitchen Backsplash		<input type="checkbox"/>	<input type="checkbox"/>	
Complete Backsplash		<input type="checkbox"/>	<input type="checkbox"/>	
Comment				
UPGRADE MOSAIC SHOWER FLOOR TILE IN MASTER - 2" X 2" ONTARIO MOSAIC TENDER GREY (OD.ON.TGR.0202.MT.N)				

5. Fireplace

	Living Room			Family Room			Other Room - Specify		
	Purchased	As Per Plan	N/A	Purchased	As Per Plan	N/A	Purchased	As Per Plan	N/A
Fireplace Type	<input type="radio"/>	<input type="radio"/>	<input type="radio"/>	<input type="radio"/>	<input checked="" type="radio"/>	<input type="radio"/>	<input type="radio"/>	<input type="radio"/>	<input type="radio"/>
Mantle Type				STANDARD					
Over Mantle				STANDARD					
Colour / Stain									
Surround									
Hearth									
Comment									
<i>Revised</i>									

Initial:

NB AB

Page 2 of 3



INTERIOR COLOUR SCHEME

#31

Revised

Purchasers: NATALIE BEKERMAN & ARTHUR BEKERMAN Property: 31 of Plan -

Telephone Res. / Bus: (416) 953-9484 /

Project: Teefy Developments (Bathurst Glen) Limited

Decor Advisor: Steffanee Appio

Model and Elevation: Raven (25-3) Elev A Opt 4 Bed

6. Trim Carpentry

Door Hardware STANDARD

Interior Trim STANDARD

Comment

Interior Doors

☐ 2 Panel Arch Top☒ 2 Panel Square Top☐ 6 Panel

Initial for Door Style

W/B

7. Railings and Pickets

Railing Package STANDARD

Railing Colour OTHELLO

Picket Colour STANDARD FLAT BLACK METAL

Wood Stairs ☐ No ☒ Oak

Tread Colour OTHELLO

Comment

STAIN OAK STAIRS TO COMPLIMENT HARDWOOD COLOUR - VINTAGE OTHELLO COLOUR

8. Plaster Mouldings and Medallions

Foyer

Main Hall

Living Room

Dining Room

Family Room

Kitchen/Breakfast

Den/Library

Lower Landing

Comment

9. Wall Paint

STANDARD SENATOR WHITE

Smooth Ceilings

☐ First Floor☐ First Floor incl. Second Floor Hall☐ First and Second Floor☒ Throughout☐ Not Applicable

Trim Paint

10. Additional Comments

11. Disclaimers and Notes

- Colours of all materials are as close as possible to builder's selection, but not necessarily identical due to variances in manufacturing.
- Any extras listed above are null and void unless accompanied by a separate invoice/amendment. Said invoice must be paid in full.
- The Purchaser acknowledges that after Interior Colour Selection form is signed and dated, no further changes will be permitted other than re-selection due to unavailability. Purchaser's Initials
- The Purchaser acknowledges reading and accepting the "Senator Homes Décor Centre Disclaimers" form. This document contains other miscellaneous disclaimers.

This Interior Colour Selection is final and approved by:

Purchaser:

Signature: Arthur Bekerman Date: Dec 6/2017Signature: Arthur Bekerman Date: Dec 6/17

Vendor:

Teefy Developments (Bathurst Glen) Limited

Dec 7/17

Page 3 of 3

#31

FEC90B
36" Electric Freestanding Range


This sketch is provided solely for reference to those items
noted on the accompanying "Upgrades/Extras". All other
details, dimensions & layouts are for illustrative purposes
only and may not be applicable to the Purchaser's Model

Site Nido Lot 31
Date 12/6/17
Purchaser Initials NB Production Initials _____

Porter & Charles

FEC90B

36" Electric Freestanding Range



COOK TOP FEATURES

- 2 x 145mm Hi-lite Element – 1,200 Watts
- 1 x 180mm Hi-lite Element – 1,800 Watts
- 1 x Double Ring Hi-lite element
 - 1 x 120mm Element – 750 Watts
 - 1 x 210mm Element – 2,200 Watts
- 1 x Expandable Hi-lite element
 - 1 x 120mm Element – 1,400 Watts
 - 1 x 210mm Element – 2,200 Watts

#31
This sketch is provided solely for reference to those items noted on the accompanying "Upgrades/Extras". All other details, dimensions & layouts are for illustrative purposes only and may not be applicable to the Purchaser's Model #31

Site 11/10/17 Lot 31
Date 12/6/17
Purchaser Initials NB Production Initials

RANGE FEATURES

- 36" (90cm) stainless steel electric range
- 120L(4.3cu.ft)oven capacity
- 8 cooking functions including True Fan convection
- True Fan cooking technology for perfect cooking
- Double glazed door
- 5 electric burners, 2 expandable
- Residual heat indicator
- Diamond glazed interior
- Catalytic low temperature continuous clean lining
- Metric and imperial baking chart on inside of door
- Full extension telescopic rails
- Fully programmable clock/timer with delay start and finish
- Warming drawer

OVEN FEATURES

- 120L(3.8cu.ft)oven capacity
- Defrost
- Pizza mode
- Conventional baking
- Fan assist baking
- Classic bake
- High bake
- True Fan convection cooking
- Fan grill
- Full grill
- Half grill

#31.

Specifications

FEC90B

RANGE DIMENSIONS

- D: 25³/₁₆" x W: 35⁷/₁₆" x H: 36¹/₄"
- D: 640 mm x W: 900 mm x H: 920 mm

CUT-OUT DIMENSIONS

- H: min. 33⁷/₈" x W: 35¹/₂"
- H: min. 860 mm x W: 903 mm

This sketch is provided solely for reference to those items noted on the accompanying "Upgrades/Extras". All other details, dimensions & layouts are for illustrative purposes only and may not be applicable to the Purchaser's Model.

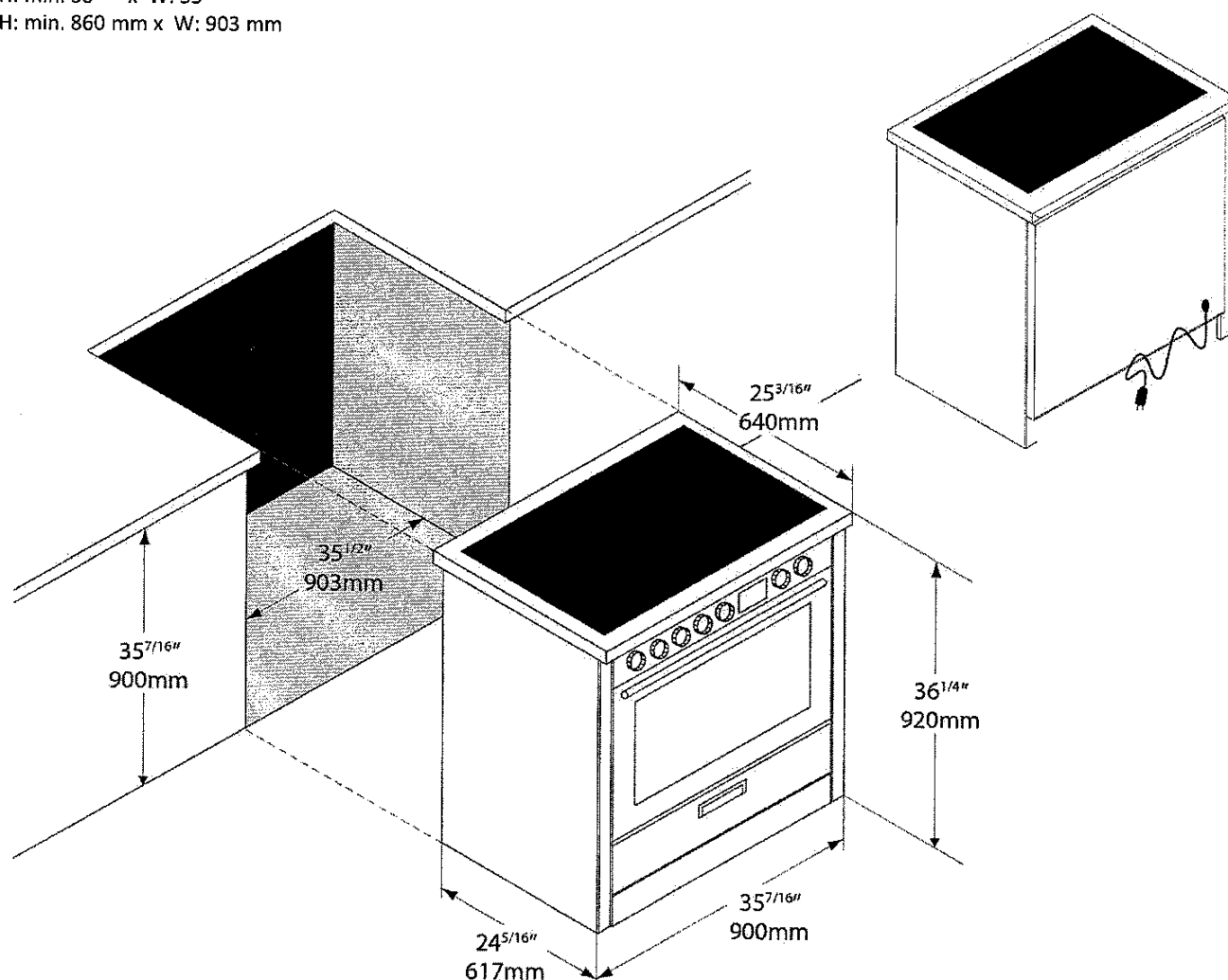
Site 11100 Lot 31

Date 12/6/17

Purchaser Initials NB Production Initials _____

ELECTRICAL REQUIREMENTS

- 208 / 240 Volt 60Hz, 40AMP
- PORTER&CHARLES ovens are supplied with a 4' long electrical cable and plug, located from the bottom right in the rear of the range.



Specifications are subject to change without notice.

Detailed Specification Available at www.porterandcharles.ca

Porter&Charles


VARNA

This sketch is provided solely for reference to those items noted on the accompanying "Upgrade/Extra" form and details, dimensions & features are for illustrative purposes only and may not be applicable to the Purchaser's Model

FEATURES

Size (in) & Type Finish	30" or 36" Wide Wall-Mount Chimney Stainless Steel	Site <u>Nido</u>	Lot <u>21</u>
Controls	Multi-function electronic with LCD display	Date <u>12/17</u>	
Illumination	2, 40 Watt Halogen Lamps, 2 Light Intensities (Bulbs included)	Purchaser's Initials <u>VB</u>	Production Initials _____
Installation Type	Ducted or Recirculating Installation Recirculating Kit Sold Separately		
Blower Type	600 CFM, 4-Speed Internal		
Blower Performance	Speed 1, 160 CFM, 1.7 Sones Speed 2, 280 CFM, 3.3 Sones Speed 3, 475 CFM, 6.0 Sones Speed 4, 600 CFM, 8.2 Sones		
Filter Type	Dishwasher-Safe, Professional Stainless Steel Baffle (2 w/ 30", 3 w/ 36")		
Telescopic Chimney Extension	For heights 7'11" - 9'3" (ducted) For heights 7'11" - 9'6" (recirculating)		
Duct Transition	6" Round with Back Draft Damper (top)		
Electrical	120V-60Hz 550 Watts at 4.6 Amps (600 CFM), 800 Watts at 6.7 Amps (1200 CFM)		
Warranty	2 Year Parts & Labor, In-Home Service		

ACCESSORIES



Optional Recirculating Kit for 30" and 36"

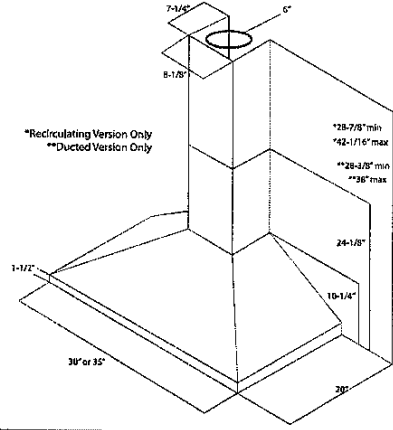
CODE: KIT02766
MODEL: EXXRCK09



Optional Long Chimney Extension Kit
Reaches 8'11" - 11'4" (ducted)
Reaches 9'3" - 11'8" (recirculating)

CODE: KIT02762
MODEL: EXXCEK05

LINE DRAWING



CONSUMABLE PARTS

Replacement Grease Filter (1)
CODE: GF04YB

Replacement Carbon Filter (1)
CODE: KIT02667

Replacement Light Bulb (1)
CODE: 2006BH

Consumable parts are sold in units of one (1). Order accordingly.

SPECIAL FEATURES




Elica CRS:
CFM Reduction System (CRS), is an exclusive feature to Elica hoods, which enables the installer to reduce the maximum blower CFM, to meet local code requirements.



Elica Heat Guard:
A safety feature that protects the hood and cabinetry from excessive heat, by sensing extreme temperatures (>158 degrees) and will automatically adjust the blower speed to HIGH. Blower speed will automatically adjust back once temperatures drop to a safe level.

#31



VARNA

WALL MOUNTED
ASPIRE SERIES

Dimensions

30" W x 19 11/16" D x 10 1/4" H
36" W x 19 11/16" D x 10 1/4" H

Models

EVR630S1	Varna 30" Stainless
EVR636S1	Varna 36" Stainless

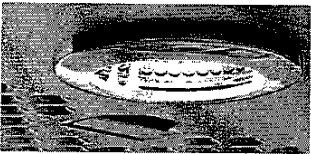
Special features




CFM REDUCTION




HEAT GUARD




halogen lamps



multi-function electronic controls with LCD display



stainless steel micro hole filters



The clean lines, beautifully sloping angles and stainless steel finish of Varna make a striking visual statement. Available in 30" or 36" width, Varna features include a powerful 600 CFM blower, halogen lighting with 2 light intensities, dishwasher-safe stainless steel microhole filters and multi-function electronic controls with LCD display that deliver convenience and safety.

Designed for standard ducted installation (for heights 7'11" to 9'2"), Varna can also be installed as a recirculating system (for heights 7'11" to 9'6") using the Recirculating Kit, available as an accessory.