



CONSTRUCTION SUMMARY

Carrville Investments Ltd. / Richvale

Lot/Unit: 35 Phase/Building: 1 Model/Floor Plan: The Luna (22-1) Elev B

AUDIO AND SECURITY

CABINETRY

Inv.4087	1 - LOCATION: KITCHEN	
	CABINETRY ACCOMMODATIONS TO PROVIDE INSTALL OF A FUTURE CHIMNEY HOOD FAN. SUPPLY AND INSTALL FINISHED SIDES.	
Line 52483	Note:	
27Mar17 / 3Apr17		

CABINETRY APPLIANCE - FRIDGE

Inv.4087	1 - DELETE ITEM # 4 OF PE # 3773-1	
	66 CM FRIDGE CABINET - 1 GABLE 66 CM & CABINET 59 CM DEEP - SEE 66CM DEEP PANTRY IF ADJACENT TO PANTRY - COUNTER DEPTH - UPGRADE 1	
Line 52492	Note: WORDING IS INCORRECT IN THIS ENTRY	
27Mar17 / 3Apr17		

Inv.4087	1 - LOCATION: KITCHEN	
	66 CM FRIDGE CABINET - 1 GABLE 66 CM DEEP FOR COUNTER DEPTH FRIDGE. SEE SPECS ATTACHED	
Line 52493	Note:	
27Mar17 / 3Apr17		

CABINETRY VANITY

ELECTRICAL

Inv.4087	1 - LOCATION: KITCHEN	
	SUPPLY AND INSTALL ADDITIONAL INTERIOR RECEPTACLE ON SEPARATE CIRCUIT TO ACCOMMODATE THE INSTALL OF A FUTURE CHIMNEY HOOD FAN. APPLIANCE TO BE SUPPLIED AND INSTALLED BY PURCHASER AFTER CLOSING.	
Line 52484	Note:	
27Mar17 / 3Apr17		

Inv.4087	1 - LOCATION: KITCHEN	
	ELECTRICAL - ADDITIONAL INTERIOR RECEPTACLE REQUIRED FOR BAKING DRAWER IN DUAL FUEL RANGE.	
Line 52491	Note: SEE SPECS ATTACHED FOR RANGE	
27Mar17 / 3Apr17		

HEATING AND AIR CONDITIONING

MISCELLANEOUS

Inv.4087	1 - ADMINISTRATION FEE TO RE-OPEN FILE THAT WAS LOCKED AND SUMITTED ON AUGUST 2, 2016.	
	CLIENT FILE RE-OPENED - APPLIANCE SPECS SUBMITTED BY PURCHASER AFTER ORIGINAL DESIGN APPOINTMENT ON JUNE 27TH, 2016.	
Line 52479	Note: APPLIANCE SPECS WERE NEVER PROVIDED AT APPOINTMENTS OF JUNE 27TH AND AUGUST 2ND, 2016.	
27Mar17 / 3Apr17		

PLUMBING



CONSTRUCTION SUMMARY

Carrville Investments Ltd. / Richvale

Lot/Unit: 35 Phase/Building: 1 Model/Floor Plan: The Luna (22-1) Elev B

Inv.4087	1 - LOCATION: KITCHEN	
	SUPPLY AND INSTALL WATERLINE ROUGH-IN TO THE FRIDGE LOCATION (NO HOOK UP)	
Line 52482	Note: LOCATION AS PER SKETCH ATTACHED.	
27Mar17 / 3Apr17		

TILE

EXTRAS AS PER OFFER

Worksheet Note:	
Stainless Steel Fridge, Stove and Dishwasher and front loading washer and dryer in white from Vendors standard samples, no cash value, not transferable. (Supplied only not installed) ** to arrange delivery call: The Brick commercial sales division at (4 Worksheet Note:	

call:

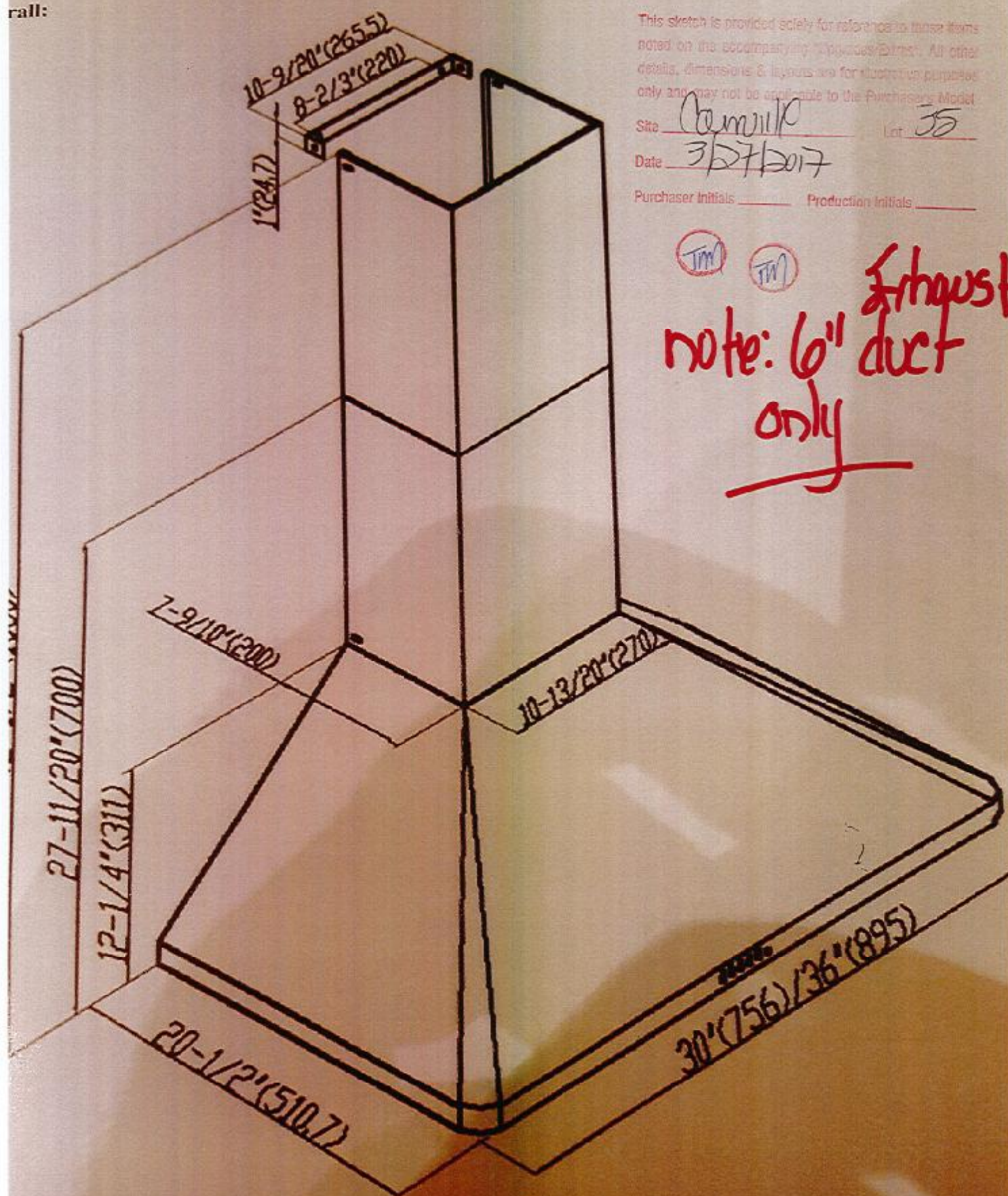
Site Camilla Int JS

Date 3/27/2017

Purchaser Initials _____ Production Initials _____



note: 6" duct
only



Krhaust
note: 6" duct only

This sketch is provided solely for reference to those items noted on the accompanying "Upgrades/Extras". All other details, dimensions & layouts are for illustrative purposes only and may not be applicable to the Purchaser's Model.

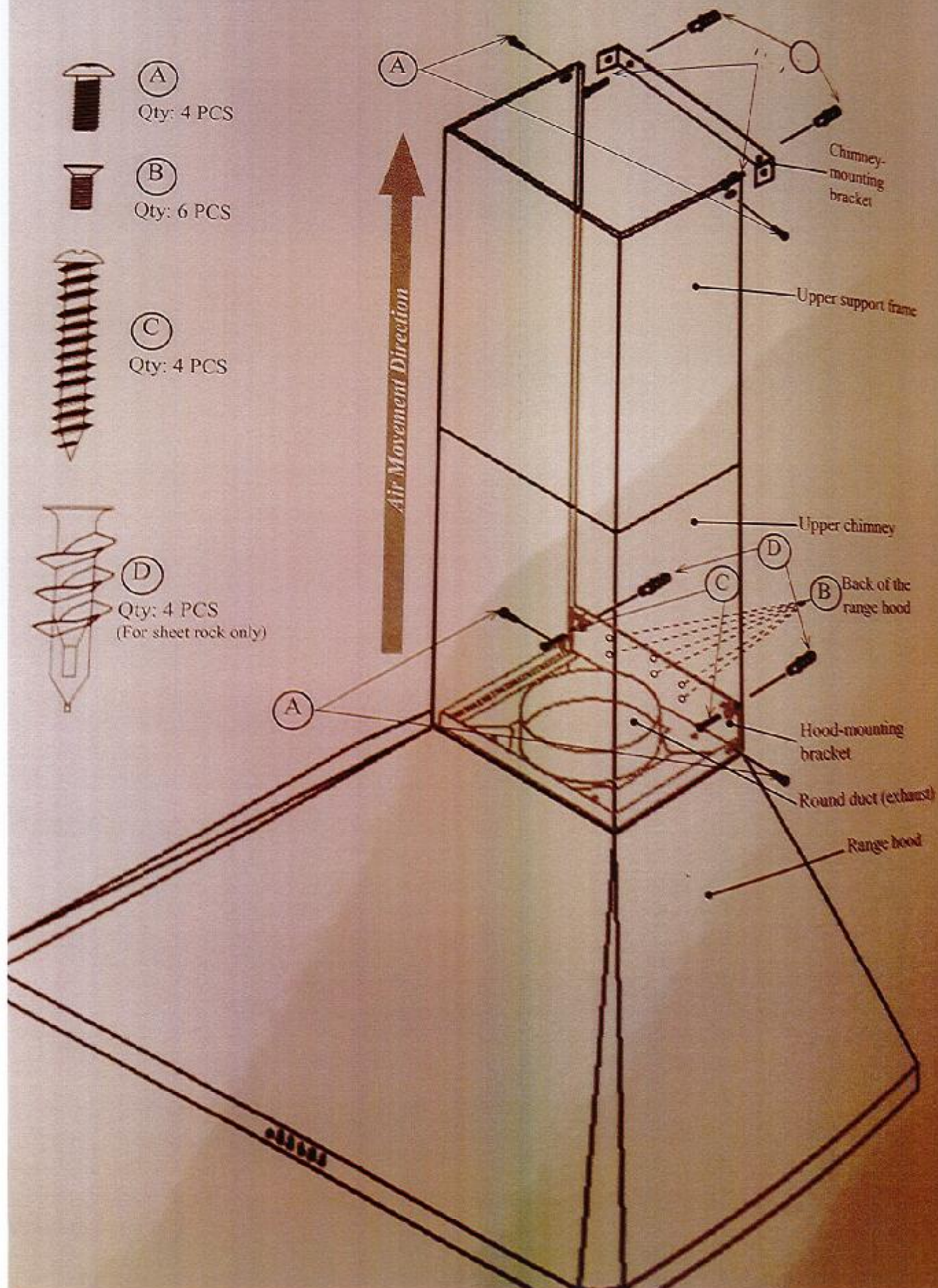
Site San Jose Lot 35

Date 3/27/2017

Purchaser Initials JM Production Initials _____

Measurements and diagrams:

Installation Overview:



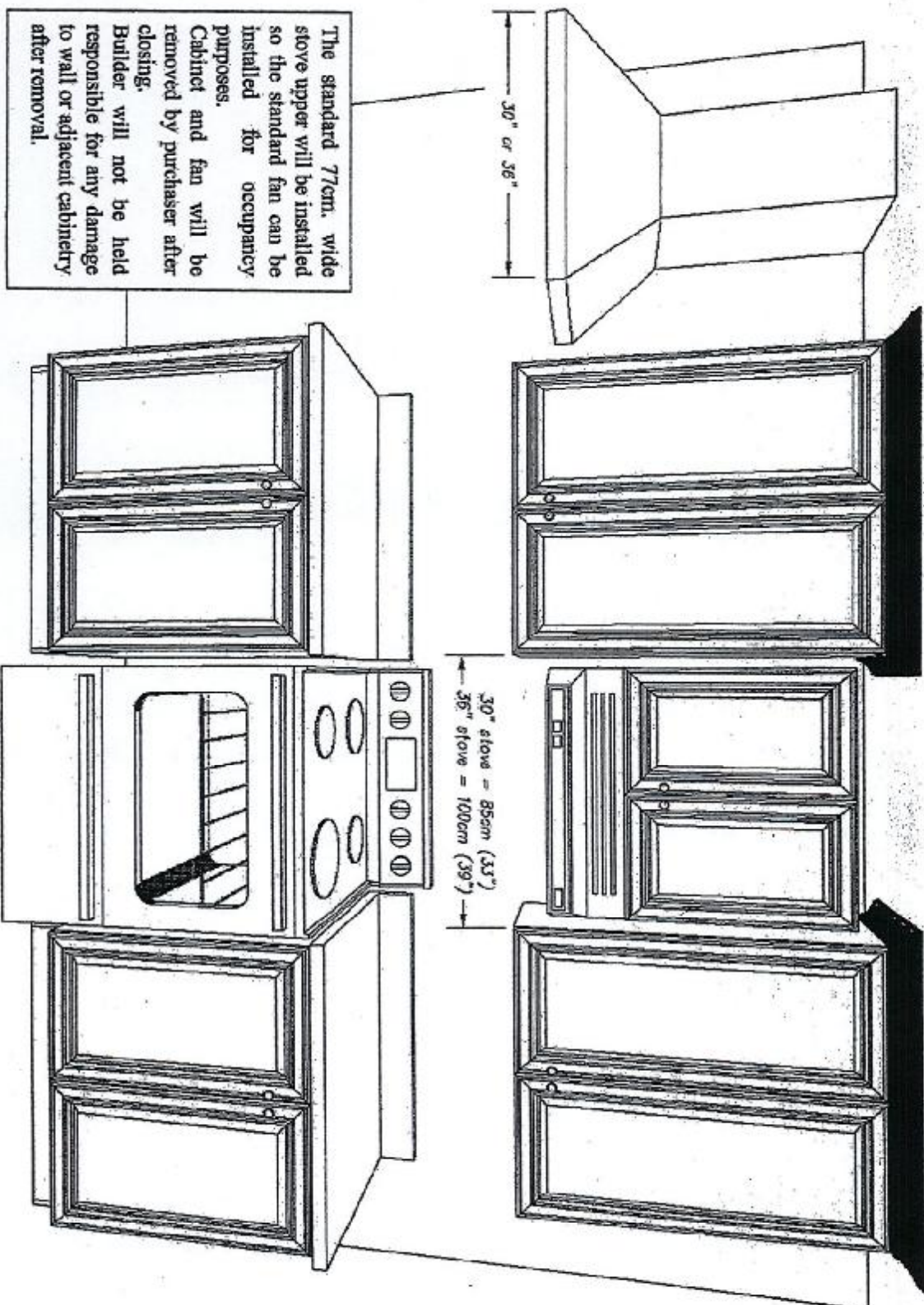
This sketch is provided solely for reference to these items noted on the accompanying "Inquiry/Order". All other details, dimensions & layout are for illustrative purposes only and may not be applicable to the Purchaser's Model.

Site Camille Lot 35

Date 3/27/2017


Purchaser Initials _____ Production Initials _____

FM FM



30" SLIDE-IN DUAL-FUEL CONVECTION SELF-CLEANING RANGE WITH BAKING DRAWER

Model #: CC2S985SETSS



This sketch is provided solely for reference to those items noted on the accompanying "Specifications/Extras". All other details, dimensions & layouts are for illustrative purposes only and may not be applicable to the Purchaser's Model.

Sta Cornville Lot 35Date 3/27/2017Purchaser Initials TM Production Initials TM**\$3,399**

Approximate dimensions: 37 3/16 H x 30 W x 26 L/4 D (in.)

Weight: 245 lbs

FEATURES**Lower Oven**

Adds additional 1.0 cu.ft of cooking capacity, therefore 6.0 cu. ft total baking capacity when combined with upper oven. It has upper and lower heating elements with a temperature range from 150° - 450° capability for warming and baking. Also provides additional storage when not in use. Easy-to-clean removable drawer liner is included.

Super-Large 5.0 cu ft Oven Capacity

Provides an impressively large oven interior for cooking more dishes and large meals at once. Ideal for holidays, dinner parties and everyday family cooking.

Non-Stick Griddle

Offers a flat cooking surface, placed over the center oval burner, for cooking multiple foods at once. Provides uniform heat distribution from front to back of griddle.

ACCESSORIES

LP Conversion Kit

Included

Optional Backguard

JXSSOSS (5")

APPEARANCE

Oven Door with Window

Big ClearView™

Colour Appearance

Stainless Steel

Designer-Style Control Knobs

Professional-Style

4 Leveling Legs

Yes

Control Location

Front Center

Knob Colour

Stainless Steel Appearance

Frameless Oven Door

Stainless Steel

Drawer Handle

GE Cafe Stainless Steel

Oven Door Handle

GE Cafe Stainless

Textured Steel Side Panels

Black

CAPACITY

Super-Large Oven

Yes

Total Oven Capacity

6.4

Upper Oven Capacity

5.4

Lower Oven Capacity

1.0

FEATURES

Cooktop Burners

5 Sealed Burners

High Output Burner

Yes

Auto Self-Clean

Yes

HI / Low Broil

Yes

Ignition System

Electronic

In - Oven Broiling

Yes

Valves (Degree of Turn)

270

Burner Grate Type / Style

Two doubles continuous heavy cast with center grate

Continuous Burner Grate Surface

Yes

Automatic Oven Timer (Time Bake)

Yes

All-Purpose Burners

(1) 9100 BTU - 150° Sinner

(1) 5000 BTU - 140° Sinner

QuickSet Controls

QuickSet VI Glass Touch Controls

Precise Sinner Burner

Yes

Oven Racks

3 Heavy Duty, Self-Clean

Embossed Rack Positions

6 Positions

Cooktop

Deep-recessed Stainless Steel

Cooktop Grate/Burner Cap Colour

Matte (Dull) Black

Digital

Yes

Dishwasher Safe Knobs

Yes

Auto Oven Shut-Off

With Override

Delay Self-Clean

Yes

Non-Stick Griddle

Included

Center Oval Burner

(1) 8000 BTU

Audible Preheat Signal

Yes

Convection Bake

Yes

Convection Roast

Yes

Variable Cleaning Time

w/Delay Clean Option

Power Boil™ Burner

(1) 17,000 BTU - - 180° Sinner

Electronic Clock & Timer

Yes

Certified Sabbath Mode

Yes

Control Lock Capability

Yes

Delay Bake Option (Time Bake)

Yes

Oven Type / Cleaning

Convection Self-Clean

This sketch is provided solely for reference. It is not intended to be used for installation purposes. Details, dimensions & layouts are for illustration purposes only and may not be applicable to the Purchaser's Model.

Site Penang Lot 35

Date 30/7/2017

Purchaser Initials TM Production Initials TM

This sketch is provided solely for reference to those items noted on the accompanying "Upgrade/Cancel". All other details, dimensions & legends are for illustration purposes only & may not be applicable to the Purchaser's Model.

Automatic Meat Thermometer (Probe)	Yes	Range Lockout	Yes
Convection Conversion	Yes	Electronic Oven Control	Yes
Infinite Baking Drawer Control	Yes	Removable Baking Drawer Liner	Included
Automatic Self-Clean Oven Door Lock	Yes	Self-Clean Cool Down Time Display	Yes
Self-clean Gates	Yes	Auto Recipe™ Conversion	Yes
Lower Oven Control	Single Knob	Oven Meat Probe	Yes
Fuel Type	Dual-Fuel	4 Pass Bake Element	2585 watt
4 Pass Broil Element	3410 watt	Oven Interior Light	2
Oven Temperature Display	Digital	Lower Baking Oven	Dual Bake Element (150° - 450°)
Tri-Ring Burner	(1) 20,000 BTU - 140° Simmer		

POWER & RATINGS

Volts; Hertz; Amps	240v/208v, 60Hz/40A	Volts; Hertz; Amps	208/240V; 60Hz; 40A
LP Gas	(1) 11 (1) 15 (1) 5.0 (1) 9.1 (1) 8.0	Broil: 6 Pass 800 W / Bake: 6 Pass 412 W	
Natural Gas	(1) 17 (1) 20 (1) 5.0 (1) 9.1 (1) 8.0		

WARRANTY

Limited 1-year	Entire Appliance; In Home; Parts & Labour
----------------	---

WEIGHTS & DIMENSIONS

Overall Width (in.)	30	Overall Height (in.)	37-3/16
Height to Cooking Surface (in.)	36 1/4 +/- 1/4	Overall Depth (in.)	26 1/4
Approximate Shipping Weight (lbs.)	245	Depth With Oven Door Open 90 Degrees (in.)	48-3/4
Overall Depth Including Handle (in.)	28-3/8	Interior Dimensions - Lower Oven (w x h x d) (in.)	20-3/4 x 4-3/4 x 16
Cabinet Width Required (in.)	30	Overall Depth (excluding handle)	26-1/2
Interior Dimensions - Upper Oven (w x h x d) (in.)	24 x 17-1/2 x 20		

This sketch is provided solely for reference to these terms
noting the accompanying "Agreement/Order". All other
details, dimensions, finishes and specifications
may change without notice at the Purchaser's Model

Size Canvill Lot 35
Date 3/27/2017

Purchaser initials JM JM Production initials _____

Electrolux | ICON®

French Door Refrigerator

E23BC78IPS professional series



Custom Temp Drawer™
Enjoy the ultimate in versatility with 9 preset selections including White/Sparkling Wine, Fish/Shellfish, Cheese plus three customizable settings that ensure foods stay at the ideal temperature for serving and maintaining freshness.



Custom-Design™ Organization System
With our flexible Tri-Level freezer organization system you can keep your freezer well organized. The three Smooth-Glide® baskets with removable dividers and top removable baskets allow you to configure the space to neatly fit large and small items.



Theatre Lighting
Transition LED lighting gradually illuminates the interior with soft, but ample light as you open the door.



PureAdvantage® Filtration Systems
Our filtration system keeps clean, filtered air circulated throughout to prevent odor transfer and keeps fresh, clean water and ice at your fingertips.

23 CU. FT. COUNTER-DEPTH FRENCH DOOR REFRIGERATOR

CAPACITIES	
Total Capacity	22.6 Cu. Ft.
Fresh Food Volume	15.7 Cu. Ft.
Freezer Volume	6.9 Cu. Ft.
Total Shelf Area	26.45 Sq. Ft.
Fresh Food Shelf Area	18.72 Sq. Ft.
Freezer Shelf Area	7.7 Sq. Ft.

EXTERIOR	
Professional Doors and Handle Design	Yes
Wave-Touch® Electronic Controls	Yes
Door Hinge Covers	Yes
Ice/Water Dispenser	Yes
Custom-Set™ Temperature Control System and Display	Yes
Crisped/Cubes/Water	Yes
Air and Water Filter Indicator/Reset	Yes
Ice Maker On/Off	Yes
Fast Freeze™	Yes
Lock/Dispenser Light Control	Yes/Yes

FRESH FOOD CONVENIENCES	
PureAdvantage® Water & Ice / Air Filtration	Yes
Water Filter Location	Bottom Left
Temp Alarm System / Door Ajar Alarm / Power Failure Alarm	Yes
Custom-Design™ Glass Shelves	3 Half Width 1 Quarter Width
Smooth-Glide® Humidity-Controlled Left Crisper	Yes
Smooth-Glide® Humidity-Controlled Right Crisper	Yes
Custom Temp Drawer™	Yes
Wine Rack	Yes
Clear Gallon Adjustable Door Bins	1
Clear 1/2-Gallon Adjustable Door Bins	1
Clear 2-Liter/1.2-Gallon Removable Door Bins	2
Locking Clear Utility Bin	Yes
Tilt-Out Can Racks	2
Theatre Ramp-Up Multilevel Lighting – LED	Yes
Automatic Ice Maker	Yes

FREEZER CONVENIENCES	
Self-Closing Drawer	Yes
Sliding Full-Width Freezer Baskets	3 Smooth-Glide® (2 with Dividers)
Plastic Basket Tray	1
Tilt-Out Wire Door Racks	1
Theatre Ramp-Up Multilevel Lighting – LED	Yes

ADDITIONAL FEATURES	
ENERGY STAR®	Yes
Sabbath Mode (Star-K® Certified)	Yes

ACCESSORIES	
Collet Kit – PNA 60K23CDS*	Optional
Louvered Trim Kit – PNA 241723001*	Optional
Water Filter Replacement Cartridge – PNA EW101	Optional
Air Filter Replacement Cartridge – PNA EAF01	Optional

SPECIFICATIONS	
Overall Exterior Dimensions –	
Height (with hinges and 3/8" rollers)	69-1/2"
Cabinet Width/Door Width	35-5/8"/36"
Depth (including handle) (with 90° Doors Open) (with Drawer Fully Extended)	25-1/2" 42-9/16" 44-1/2"
Power Supply Connection Location	Right Bottom Rear
Water Inlet Location	Left Bottom Rear
Voltage Rating	120V/60Hz/15 or 20A
Connected Load (kW Rating) @ 120 Volts†	1.02
Minimum Circuit Required (Amps)	15
Shipping Weight (Approx.)	348 lbs.

*For detailed Louvered Trim Kit and Collet Kit installation instructions, refer to Product Installation Guides on the web at electroluxicon.com.
†An electrical supply with grounded three-prong receptacle is required. The power supply circuit must be installed in accordance with current edition of National Electrical Code (NFPA 70) and local codes & ordinances.
NOTE: Always consult local and national electric and plumbing codes. Refer to Product Installation Guide for detailed installation instructions on the web at electroluxicon.ca.
Specifications subject to change.

This sketch is provided solely for reference to these terms
 noted on the accompanying "Specifications" sheet. It is not
 to be used for any other purpose. The manufacturer shall not be
 responsible for any errors or omissions in this sketch.

Trim

Trim

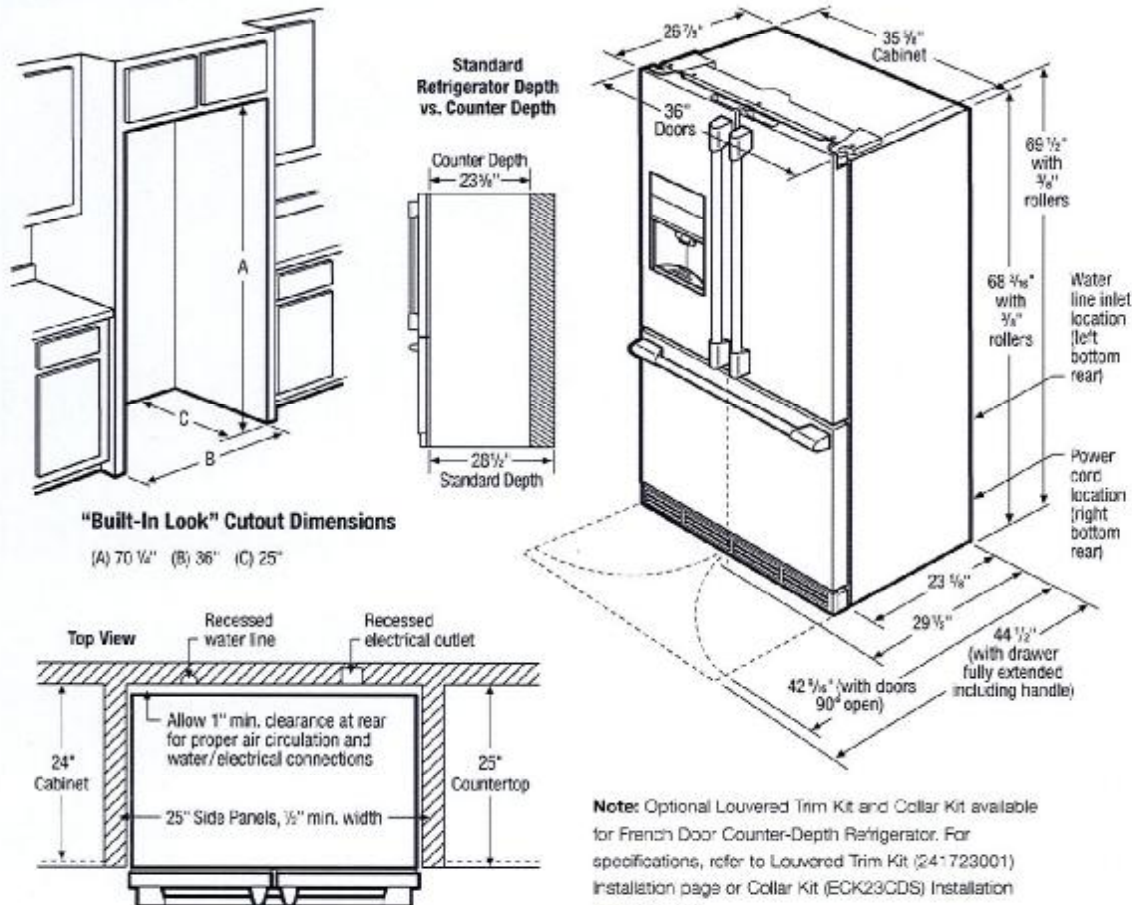
Date: 3/27/07

35

French Door Refrigerator

E23BC78IPS professional series

Electrolux I.C.O.N.®



Note: Optional Louvered Trim Kit and Collar Kit available for French Door Counter-Depth Refrigerator. For specifications, refer to Louvered Trim Kit (241723001) Installation page or Collar Kit (ECK23CDS) Installation page on web.

Counter-Depth French Door Refrigerator Specifications

- Product Weight – 338 Lbs.
- An electrical supply with grounded three-prong receptacle is required. The power supply circuit must be installed in accordance with current edition of National Electrical Code (NFPA 70) and local codes & ordinances.
- Voltage Rating – 120V/60Hz/15 or 20 Amps
- Connected Load (kW Rating) @ 20 Volts = 1.02 kW
- Amps @ 120 Volts = 8.5 Amps
- Always consult local and national electric & plumbing codes.
- Floor should be level surface of hard material, capable of supporting fully loaded refrigerator.
- When installing refrigerator adjacent to wall, cabinet or other appliance that extends beyond front edge of unit, 20" minimum clearance recommended to allow for optimum 120° to 180° door swing, providing complete drawer/crisper access and removal. (Absolute 4-1/2" minimum clearance will ONLY allow for 90° door swing which will provide drawer/crisper access with restricted removal.)
- To ensure optimum performance, avoid installing in direct sunlight or close proximity to range, dishwasher or other heat source.
- For proper ventilation, front grille MUST remain unobstructed.
- Recess electrical outlet when possible.
- Water recess on rear wall recommended to prevent water line damage.
- Water Pressure – Cold water line must provide between 30 and 100 pounds per square inch (psi).

- Copper tubing with 1/4" O.D. recommended for water supply line with length equal to distance from rear of unit to household water supply line plus 7 additional feet. Optional Water Supply Installation Kits available.
- Adjustable front rollers to assist with door alignment.
- If optional Collar Kit (PN# ECK23CDS) is to be used, different cutout dimensions are required. (Refer to Collar Kit ECK23CDS Installation Specifications page on web.)
- If optional Louvered Trim Kit (PN# 241723001) is to be used, different cutout dimensions are required. (Refer to Louvered Trim Kit 241723001 Installation Specifications page on web.)

"Built-In Look" Specifications

- Minimum opening of 70-1/4"H x 36"W x 25"D required to allow for ease of installation, proper air circulation, and plumbing/electrical connections.
- Remove all wall/floor molding prior to installation.

Note: For planning purposes only. Refer to Product Installation Guide on the web at electroluxicon.ca for detailed instructions.

Optional Accessories

- Collar Kit – (PN# ECK23CDS).
- Louvered Trim Kit – (PN# 241723001).
- PureAdvantage® Water Filter Replacement Cartridge – (PN# FWF01).
- PureAdvantage® Air Filter Replacement Cartridge – (PN# EAFCBF).



Electrolux Major Appliances, N.A.

CANADA • 5855 Terry Fox Way • Mississauga, ON L5V 3E4 • 1-800-265-8352 • electroluxicon.ca

E23BC78IPS 01/12

© 2012 Electrolux Major Appliances, N.A.

High standards of quality at Electrolux Major Appliances, N.A. mean we are constantly working to improve our products. We reserve the right to change specifications or discontinue models without notice.

Printed in Canada