



CONSTRUCTION SUMMARY

Carrville Investments Ltd. / Richvale

Lot/Unit: 12 Phase/Building: 1 Model/Floor Plan: The Spruce (20-2) Elev B

CABINETRY

Inv.3685	1 - LOCATION: GRAND ALARMS	
	GRAND ALARMS TO CONTACT PURCHASER DIRECTLY TO ARRANGE THE LOCATION OF THE STANDARD CABLE AND TELEPHONE ROUGH IN OUTLETS.	
Line 48140	Note: CONTACT AT GRAND ALARMS: JACQUELINE (416) 410-3020	
20Jun16 / 20Jun16		

HEATING AND AIR CONDITIONING

Inv.3685	1 - LOCATION: KITCHEN	
	SUPPLY AND INSTALL ROUGH IN GAS LINE TO STANDARD STOVE LOCATION. 110 ELECTRICAL OUTLET WILL BE PROVIDED AND THE STANDARD 220 VOLT WILL REMAIN. PURCHASER TO SUPPLY AND INSTALL THEIR OWN APPLIANCE AFTER CLOSING.	
Line 48141	Note:	
20Jun16 / 20Jun16		

EXTRAS AS PER OFFER

The Purchaser has been referred by a Realtor and/or is a Realtor. See Schedule R attached. <i>Worksheet</i> Note:		
Stainless Steel Fridge, Stove and Dishwasher and front loading washer and dryer in white from Vendors standard samples, no cash value, not transferable. (Supplied only not installed) ** to arrange delivery call: The Brick commercial sales division at (4 <i>Worksheet</i> Note:		
Rogers Free Services Package includes 6 months of: home phone, TV and Internet Service. <i>Worksheet</i> Note:		
The Vendor agrees to allow the purchaser the one time right to assign this transaction, and Purchaser agrees to use the Vendors approved form of assignment. The cost of such assignment will be \$5000 payable to the Vendor should the purchaser decide to e <i>Worksheet</i> Note:		

Purchaser: Kedan Wang

Property: 12 of Plan -

Telephone Res. / Bus: (647) 629-8885 /

Project: Carrville Investments Ltd.

Decor Advisor: Steffannee Appio

Model and Elevation: The Spruce (20-2) Elev B

Layout Changes: ☐ Yes ☐ No

Sketch Attached: ☒ Yes ☐ No

Exterior Colour Scheme:

1. Cabinetry	Style and Colour	Counter Top	Hardware
Kitchen / Breakfast	HUMBER WHITE SUGAR	UBA TUBA GRANITE	9677 HANDLE
Kitchen Island	HUMBER WHITE SUGAR	UBA TUBA GRANITE	9677 HANDLE
Laundry Room	N/A	N/A	N/A
Powder Room	HUMBER CARAWAY	1881K-52 CIPOLLINO BIANCO	9677 HANDLE
Main Bathroom	HUMBER CARAWAY	1882K-52 CIPOLLINO GRIGIO	9677 HANDLE
Master Ensuite Bathroom	HUMBER CARAWAY	1882K-52 CIPOLLINO GRIGIO	9677 HANDLE
Second Ensuite Bathroom (If Applicable)	HUMBER CARAWAY	1881K-52 CIPOLLINO BIANCO	9677 HANDLE
	LOWER LEVEL BATHROOM	LOWER LEVEL BATHROOM	LL BATHROOM

Appliances

Custom Size Fridge

☐ Yes
 ☒ No

Cooktop / Rangetop

☐ Yes
 ☒ No

Valance Lighting

☐ Yes
 ☒ No

Built in Wall Oven

☐ Yes
 ☒ No

Microwave / Range Hood

☐ Yes
 ☒ No

Slide-in Range


☒ Yes
 ☐ No

Comment

STANDARD EDGE PROFILE TO GRANITE IN KITCHEN

2. Flooring	Selection
FOYER	13 X 13 COSTA MATTE GREY (GE.CA. GRY.1313.MT)
Main Hall	GENERATIONS SATIN FINISH 3-5/8" X 3/4" ENGINEERED HARDWOOD - GRAPHITE
Back Hall	N/A
Breakfast	GENERATIONS SATIN FINISH 3-5/8" X 3/4" ENGINEERED HARDWOOD - GRAPHITE
Laundry Room	13 X 13 COSTA MATTE GREY (GE.CA. GRY.1313.MT)
Kitchen	GENERATIONS SATIN FINISH 3-5/8" X 3/4" ENGINEERED HARDWOOD - GRAPHITE
Powder Room	13 X 13 COSTA MATTE GREY (GE.CA. GRY.1313.MT)
Main Bathroom	13 X 13 COSTA MATTE GREY (GE.CA. GRY.1313.MT)
Master Ensuite	13 X 13 COSTA MATTE GREY (GE.CA. GRY.1313.MT)
Bathroom (If Applicable)	13 X 13 COSTA MATTE GREY (GE.CA. GRY.1313.MT) LOWER LEVEL BATHROOM
Mud Room	N/A
Living Room	N/A
Dining Room	GENERATIONS SATIN FINISH 3-5/8" X 3/4" ENGINEERED HARDWOOD - GRAPHITE
Family / Great Room	GENERATIONS SATIN FINISH 3-5/8" X 3/4" ENGINEERED HARDWOOD - GRAPHITE
Den / Library / Study	N/A
Basement Landing (If Applies)	N/A
Lower Landing (If Applicable)	GENERATIONS SATIN FINISH 3-5/8" X 3/4" ENGINEERED HARDWOOD - GRAPHITE
Upper Landing	GENERATIONS SATIN FINISH 3-5/8" X 3/4" ENGINEERED HARDWOOD - GRAPHITE
Upper Hall	GENERATIONS SATIN FINISH 3-5/8" X 3/4" ENGINEERED HARDWOOD - GRAPHITE
Master Bedroom	STANDARD PAPILIO BERBER - 18998 WILD DAISIES
Bedroom #2	STANDARD PAPILIO BERBER - 18998 WILD DAISIES
Bedroom #3	STANDARD PAPILIO BERBER - 18998 WILD DAISIES
Bedroom #4	N/A
Bedroom #5	N/A
RECREATION ROOM LL	STANDARD PAPILIO BERBER - 18998 WILD DAISIES

Flooring Continued on Page 2

Initial: 

Page 1 of 3

Printed 6/20/2016 16:54:11


 PDF created with pdfFactory trial version www.pdffactory.com



INTERIOR COLOUR SCHEME

CAM - Lot 12 - PH1

Purchaser: Kedan Wang
Telephone Res. / Bus: (647) 629-8885 /
Decor Advisor: Steffannee Appio
2. Flooring - Continued -

Property: 12 of Plan -
Project: Carrville Investments Ltd.
Model and Elevation: The Spruce (20-2) Elev B

Upgrade Underpad	Type	Area
	STANDARD	RECREATION ROOM & ALL BEDROOMS
Carpet on Stairs	Capped	Runner - *Upgrade
Comment	N/A	N/A

STANDARD PAPILO BERBER WITH STANDARD UNDERPAD - 18998 WILD DAISIES

3. Plumbing Fixtures / Faucets

Kitchen	STD	Second Ensuite	STD	Powder Room	STD
Master Ensuite	STD			Other Room	
Main Bathroom	STD				
Comment					

4. Wall Tile

	Tile Selection	Listello	Insert	Insert Selection
Main Bathroom	8 X 10 VENUS GREY (GE.VN.GRY.0810)	<input type="checkbox"/>	<input type="checkbox"/>	TUB WALL ENCLOSURE
Master Ensuite				
Tub Deck	N/A	<input type="checkbox"/>	<input type="checkbox"/>	
Tub Apron	N/A	<input type="checkbox"/>	<input type="checkbox"/>	
Tub Surround	N/A	<input type="checkbox"/>	<input type="checkbox"/>	
Shower Stall	8 X 10 WEAVE WHITE (QT.WV.WHT.0810)	<input type="checkbox"/>	<input type="checkbox"/>	2 X 2 MOSAIC WHITE
Second Ensuite	8 X 10 VENUS GREY (GE.VN.GRY.0810)	<input type="checkbox"/>	<input type="checkbox"/>	MASTER SHOWER STALL
	LOWER LEVEL TUB ENCLOSURE	<input type="checkbox"/>	<input type="checkbox"/>	
		<input type="checkbox"/>	<input type="checkbox"/>	
Kitchen Backsplash	N/A	<input type="checkbox"/>	<input type="checkbox"/>	
Complete Backsplash	N/A	<input type="checkbox"/>	<input type="checkbox"/>	
Comment				

5. Fireplace

	Living Room			Family Room			Other Room - Specify		
	Purchased	As Per Plan	N/A	Purchased	As Per Plan	N/A	Purchased	As Per Plan	N/A
Fireplace Type	<input type="radio"/>	<input type="radio"/>	<input type="radio"/>	<input type="radio"/>	<input checked="" type="radio"/>	<input type="radio"/>	<input type="radio"/>	<input type="radio"/>	<input type="radio"/>
Mantle Type				BLF-50					
Over Mantle									
Colour / Stain									
Surround									
Hearth									
Comment									

Initial:

Page 2 of 3

Printed 6/20/2016 16:54:11



INTERIOR COLOUR SCHEME

Purchaser: Kedan Wang
 Telephone Res. / Bus: (647) 629-8885 /
 Decor Advisor: Steffanee Appio

Property: 12 of Plan -
 Project: Carrville Investments Ltd.
 Model and Elevation: The Spruce (20-2) Elev B

6. Trim Carpentry

Door Hardware STANDARD

Interior Trim STANDARD

Comment

Interior Doors

☐ 2 Panel Arch Top☒ 2 Panel Square Top☐ 6 PanelInitial for Door Style *hw*

7. Railings and Pickets

Railing Package STANDARD

Railing Colour GRAPHITE

Picket Colour MATTE BLACK METAL

Wood Stairs ☐ No ☒ Oak

Tread Colour GRAPHITE

Comment

STAIN OAK STAIRS TO COMPLIMENT HARDWOOD - GRAPHITE COLOUR

8. Plaster Mouldings and Medallions

Foyer

Main Hall

Living Room

Dining Room

Family Room

Kitchen/Breakfast

Den/Library

Lower Landing

Comment

9. Wall Paint

STANDARD SENATOR WHITE

Smooth Ceilings

☐ First Floor☐ First Floor incl. Second Floor Hall☐ First and Second Floor☒ Throughout☐ Not Applicable

Trim Paint

10. Additional Comments

11. Disclaimers and Notes

- Colours of all materials are as close as possible to builder's selection, but not necessarily identical due to variances in manufacturing.
- Any extras listed above are null and void unless accompanied by a separate invoice/amendment. Said invoice must be paid in full.
- The Purchaser acknowledges that after Interior Colour Selection form is signed and dated, no further changes will be permitted other than re-selection due to unavailability. _____ Purchaser's Initials
- The Purchaser acknowledges reading and accepting the "Senator Homes Décor Centre Disclaimers" form. This document contains other miscellaneous disclaimers.

This Interior Colour Selection is final and approved by:

Purchaser:

Signature: *[Signature]* Date: Jun 20, 2016

Vendor:

Carrville Investments Ltd.

Steffannee Appio

From: kedan.wang@gmail.com
Sent: Monday, June 27, 2016 3:48 PM
To: Steffannee Appio
Subject: Richvale Lot12 - Appliance Spec
Attachments: IMG_0768.JPG; ATT00001.txt; IMG_0769.JPG; ATT00002.txt; IMG_0770.JPG; ATT00003.txt; IMG_0771.JPG; ATT00004.txt; IMG_0772.JPG; ATT00005.txt; IMG_0773.JPG; ATT00006.txt; IMG_0774.JPG; ATT00007.txt; IMG_0775.JPG; ATT00008.txt; IMG_0777.JPG; ATT00009.txt; IMG_0778.JPG; ATT00010.txt; IMG_0779.JPG; ATT00011.txt; IMG_0780.JPG; ATT00012.txt

hot #12

Hi Steffannee,

Please find the appliance details in the attachment. Please let me know if you need any further information. Thank you.

Regards,

Kedan Wang

Kevin




Electrolux

CANV - LOT 12 PH1

AS FREESTANDING RANGE

EI30GF45QS

ing IQ-Touch™ Electronic Controls



PRODUCT DIMENSIONS

Height	36 1/8" - 36 5/8"
Width	29 7/8"
Depth (including handle)	23 5/16"

MAKES EASY-TO-USE FEATURES

MINI-2-MOVE GAS BURNER

Designed for quick and easy use, the burner has a control knob that can be moved up or down to adjust the flame.

AUXILIARY GLIDE-OVER RACK

This auxiliary rack is designed to hold a 10" x 10" pan or a 10" x 10" cake pan. It is made of heavy-duty metal and is easy to use.

CONTINUOUS GAS GRATES

These continuous gas grates are designed to hold a 10" x 10" pan or a 10" x 10" cake pan. They are made of heavy-duty metal and are easy to use.

DEEP-WEIL DESIGN

This deep-weil design is designed to hold a 10" x 10" pan or a 10" x 10" cake pan. It is made of heavy-duty metal and is easy to use.

WARMER DRAWER

This warmer drawer is designed to hold a 10" x 10" pan or a 10" x 10" cake pan. It is made of heavy-duty metal and is easy to use.

PLATINUM-PLATED INTERIOR FINISH

This platinum-plated interior finish is designed to hold a 10" x 10" pan or a 10" x 10" cake pan. It is made of heavy-duty metal and is easy to use.

CONVECTION COOKING SYSTEM

This convection cooking system is designed to hold a 10" x 10" pan or a 10" x 10" cake pan. It is made of heavy-duty metal and is easy to use.


5 BURNERS TOTAL

This 5 burner total is designed to hold a 10" x 10" pan or a 10" x 10" cake pan. It is made of heavy-duty metal and is easy to use.

KEEP-HEAT SYSTEM

This keep-heat system is designed to hold a 10" x 10" pan or a 10" x 10" cake pan. It is made of heavy-duty metal and is easy to use.

GNATURE FEATURES



FRONT CONTROL DESIGN

Artlessly upgrade your back-control range to built-in style. This range will easily replace additional 30" freestanding ranges.



PERFECT TASTE™ CONVECTION

For consistently delicious taste and texture, home chefs rely on our convection heat, which circulates air evenly for better baking.



5 BURNERS - 5 BURNER PROBE

We've got you covered with 5 burner probes. So you can cook everything perfectly, every time.



PERFECT TASTE™ TEMP PROBE

Perfect Taste™ Temp Probe is a built-in thermometer that lets you know when your food is perfectly cooked. It's the only probe that's built into the oven, so it's always there when you need it.

