

CABINERY ACCESSORIES

| | | |
|-------------------|--|--|
| Inv.3210 | 2 - SUPPLY AND INSTALL CROWN MOULDING - NOT APPLICABLE FOR THERMOVISION - PRICE IS PER 8 FOOT LENGTH | |
| Line 40061 | Note: | |
| 17Sep15 / 17Sep15 | | |
| Inv.3210 | 1 - SUPPLY AND INSTALL LIGHT VALANCE - NOT APPLICABLE FOR THERMOVISION - PRICE PER 8 FOOT LENGTH | |
| Line 40060 | Note: | |
| 17Sep15 / 17Sep15 | | |
| Inv.3210 | 1 - SUPPLY AND INSTALL DIFFERENT COLOUR ISLAND THAN KITCHEN COLOUR | |
| Line 40028 | Note: | |
| 17Sep15 / 17Sep15 | | |

CABINERY APPLIANCE - FRIDGE

| | | |
|-------------------|---|---|
| Inv.3210 | 1 - SUPPLY AND INSTALL 59 CM FRIDGE CABINET - 1 GABLE & CABINET 59 CM DEEP - DEEP - UPGRADE 1 | DELETE (see revision below & on attached revised kitchen layout) |
| Line 40039 | Note: | |
| 17Sep15 / 17Sep15 | | |
| Inv.3210 | 1 - SUPPLY AND INSTALL DECORATIVE DISHWASHER OVERLAY PANEL TO THE KITCHEN- UPGRADE 1 LOCATION AS PER SKETCH | |
| Line 40041 | Note: SEE SPECS ATTACHED | |
| 17Sep15 / 17Sep15 | | |
| Inv.3210 | 1 - SUPPLY AND INSTALL DECORATIVE FRIDGE OVERLAY PANEL TO THE KITCHEN- UPGRADE 1 LOCATION AS PER SKETCH | |
| Line 40040 | Note: SEE SPECS ATTACHED | |
| 17Sep15 / 17Sep15 | | |
| Inv.3210 | 1 - SUPPLY AND INSTALL BUILT IN WINE FRIDGE CABINET TO THE KITCHEN LOCATION AS PER SKETCH ATTACHED | DELETE (see attached revised kitchen layout) |
| Line 40042 | Note: SEE SPECS ATTACHED | |
| 17Sep15 / 17Sep15 | | |

| | | |
|-------------------|---|------------------|
| Inv.3626 | 1 - 66 CM DEEP FRIDGE CABINET - WITH 2 GABLES 66 CM - COUNTER DEPTH - UPGRADE 1 | NEW EXTRA |
| Line 47602 | Note: | |
| 10May16 / 11May16 | | |

CABINERY HARDWARE

| | | |
|-------------------|--|--|
| Inv.3210 | 1 - KITCHEN - CABINET HARDWARE - UPGRADE 2 - DISPLAY BOARD | |
| Line 40084 | Note: | |
| 17Sep15 / 17Sep15 | | |

Lot/Unit: 8 Block 1 Phase/Building: 1 Model/Floor Plan: Peony-Elev A

CABINETRY HOOD FANS

| | | |
|-------------------|---|--|
| Inv.3210 | 1 - SUPPLY AND INSTALL ACCOMMODATION FOR CHIMNEY STYLE HOOD FAN COMBO - PURCHASER MUST SUPPLY SPECS | |
| Line 40075 | Note: SEE SPECS ATTACHED | |
| 17Sep15 / 17Sep15 | | |

CABINETRY MICROWAVE OVEN STOVE COOKTOP

| | | |
|-------------------|--|--|
| Inv.3210 | 1 - SUPPLY AND INSTALL MICROWAVE UNDER COUNTER IN BASE CABINET WITH DRAWER BELOW - FINISH INTERIOR - PURCHASER MUST SUPPLY SPECS - UPGRADE 1 | |
| Line 40059 | Note: | |
| 17Sep15 / 17Sep15 | | |

CABINETRY VANITY

| | | |
|-------------------|--|--|
| Inv.3210 | 2 - SUPPLY AND INSTALL VANITY BANK OF DRAWERS (60 CM TO 90 CM) - SEE NOTE L - UPGRADE 1 TO THE: - MASTER BEDROOM - ENSUITE 2 | |
| Line 40077 | Note: LOCATION AS PER SKETCH | |
| 17Sep15 / 17Sep15 | | |

COUNTER TOP

| | | |
|-------------------|--|--|
| Inv.3210 | 1 - SUPPLY AND INSTALL COUNTER TOP - 2CM WITH STANDARD EDGE FE20 - GROUP 5 - TO ENSUITE 3 BATHROOM | |
| Line 40054 | Note: | |
| 17Sep15 / 17Sep15 | | |

| | | |
|-------------------|---|--|
| Inv.3210 | 6 - SUPPLY AND INSTALL GRANITE CUTOUT AND POLISHED EDGE FOR UNDERMOUNT SINK TO THE: - POWDER ROOM - ENSUITE 2 [X2] - ENSUITE 3 [X1] - MASTER ENSUITE [X2] | |
| Line 40031 | Note: SINGLE HOLE FAUCET AND UNDERMOUNT SINK PURCHASED SEPARATELY. | |
| 17Sep15 / 17Sep15 | | |

| | | |
|-------------------|--|--|
| Inv.3210 | 1 - SUPPLY AND INSTALL COUNTER TOP - 3CM WITH STANDARD EDGE FE30 OR T30 - GROUP 2 - KITCHEN WITH ISLAND AND FLUSH BREAKFAST BAR - ALT 1ST FLOOR PLAN | |
| Line 40029 | Note: | |
| 17Sep15 / 17Sep15 | | |

| | | |
|-------------------|--|--|
| Inv.3210 | 1 - SUPPLY AND INSTALL COUNTER TOP - 2CM WITH STANDARD EDGE FE20 - GROUP 2 - POWDER ROOM | |
| Line 40030 | Note: | |
| 17Sep15 / 17Sep15 | | |

| | | |
|-------------------|--|--|
| Inv.3210 | 1 - SUPPLY AND INSTALL COUNTER TOP - 2CM WITH STANDARD EDGE FE20 - GROUP 5 - ENSUITE 3RD FLOOR | |
| Line 40053 | Note: | |
| 17Sep15 / 17Sep15 | | |

| | | |
|-------------------|---|--|
| Inv.3210 | 1 - SUPPLY AND INSTALL COUNTER TOP - 2CM WITH STANDARD EDGE FE20 - GROUP 2 - ENSUITE 2 BATHROOM | |
| Line 40055 | Note: | |
| 17Sep15 / 17Sep15 | | |

ELECTRICAL

| | | |
|--|--|--|
| <p>Inv.3210 Line 40062 17Sep15 / 17Sep15</p> | <p>2 - SUPPLY AND INSTALL ADDITIONAL INTERIOR RECEPTACLE ON SEPARATE CIRCUIT IN THE KITCHEN AS PER SKETCH FOR FUTURE: - BUILT-IN MICROWAVE --- BUILT-IN WINE FRIDGE --- DELETE plug for wine fridge</p> <p>Note: LOCATION AS PER SKETCH ATTACHED.</p> | |
| <p>Inv.3210 Line 40063 17Sep15 / 17Sep15</p> | <p>1 - SUPPLY AND INSTALL LIGHT VALANCE ROUGH IN (INCLUDES 1 SWITCH)</p> <p>Note: LOCATION AS PER SKETCH ATTACHED.</p> | |
| <p>Inv.3210 Line 40064 17Sep15 / 17Sep15</p> | <p>1 - SUPPLY AND INSTALL SIX [6] STANDARD MINI LOW VOLTAGE HALOGEN POT LIGHT - 1ST FLOOR - IN THE LIVING ROOM DINING ROOM ON AN EXISTING SWITCH. TERMINATE CONNECTION TO SWITCHED OUTLET (OUTLET TO REMAIN) AND USE EXISTING SWITCH.</p> <p>Note: LOCATION AS PER SKETCH ATTACHED</p> | |
| <p>Inv.3210 Line 40065 17Sep15 / 17Sep15</p> | <p>1 - SUPPLY AND INSTALL FOUR [4] STANDARD MINI LOW VOLTAGE HALOGEN POT LIGHT - 1ST FLOOR - IN THE BREAKFAST AREA ON A SEPARATE SWITCH PURCHASED SEPARATELY</p> <p>Note: LOCATION SKETCH ATTACHED</p> | |
| <p>Inv.3210 Line 40066 17Sep15 / 17Sep15</p> | <p>1 - SUPPLY AND INSTALL ADDITIONAL INTERIOR SINGLE POLE SWITCH FOR THE BREAKFAST AREA POTLIGHTS</p> <p>Note: LOCATION AS PER SKETCH ATTACHED.</p> | |
| <p>Inv.3210 Line 40067 17Sep15 / 17Sep15</p> | <p>1 - SUPPLY AND INSTALL CAPPED CEILING LIGHT ROUGH-IN ONLY ON SEPARATE SINGLE SWITCH OVER THE BREAKFAST BAR</p> <p>Note: LOCATION AS PER SKETCH ATTACHED.</p> | |
| <p>Inv.3210 Line 40068 17Sep15 / 17Sep15</p> | <p>1 - SUPPLY AND INSTALL CAPPED CEILING LIGHT ROUGH-IN ONLY ON SEPARATE SINGLE SWITCH OVER THE MASTER ENSUITE BATH TUB AREA</p> <p>Note: LOCATION AS PER SKETCH ATTACHED.</p> | |
| <p>Inv.3210 Line 40071 17Sep15 / 17Sep15</p> | <p>1 - SUPPLY AND INSTALL ADDITIONAL INTERIOR RECEPTACLE ON SEPARATE CIRCUIT FOR FUTURE CHIMNEY STYLE HOOD FAN.</p> <p>Note: LOCATION AS PER SKETCH ATTACHED.</p> | |
| <p>Inv.3210 Line 40074 17Sep15 / 17Sep15</p> | <p>1 - SUPPLY AND INSTALL ADDITIONAL INTERIOR RECEPTACLE (NOT SEPARATE CIRCUIT) IN THE MASTER BEDROOM APPROXIMATELY 60" +/- FROM THE FLOOR NEXT TO THE STANDARD CABLE ROUGH-IN.</p> <p>Note: LOCATION AS PER SKETCH ATTACHED.</p> | |

North 88 Developments Inc. / North 88

Lot/Unit: 8 Block 1 Phase/Building: 1 Model/Floor Plan: Peony-Elev A

FIREPLACE

| | | |
|-------------------|--|--|
| Inv.3210 | 1 - STANDARD FIREPLACE TO BE INSTALLED APPROXIMATELY 21" +/- FROM THE FLOOR TO THE BOTTOM OF THE FIREPLACE AS PER SKETCH ATTACHED | |
| Line 40073 | Note: | |
| 17Sep15 / 17Sep15 | | |

HEATING AND AIR CONDITIONING

| | | |
|-------------------|---|--|
| Inv.3210 | 1 - SUPPLY AND INSTALL GAS LINE - ROUGH-IN ONLY - FOR STOVE TO INCLUDE 110V CODE REQUIREMENT | |
| Line 40048 | Note: | |
| 17Sep15 / 17Sep15 | | |

MISCELLANEOUS

| | | |
|-------------------|---|--|
| Inv.3210 | 1 - SUPPLY AND INSTALL FURRED OUT WALL TO RECESS ELECTRIC FIREPLACE. WALL TO BE APPROXIMATELY 6 FEET +/- WIDE AND APPROXIMATELY 10 INCHES +/- DEEP FROM FLOOR TO CEILING. PRICE INCLUDES RELOCATION OF STANDARD CABLE TV ROUGH-IN CABLE AND ELECTRICAL OUTLET. | |
| Line 40083 | Note: LOCATION AS PER SKETCH ATTACHED. FIREPLACE TO BE INSTALLED APPROXIMATELY 21" +/- FROM THE FLOOR TO THE BOTTOM OF THE FIREPLACE. | |
| 17Sep15 / 17Sep15 | | |

| | | |
|-----------------|--------------------------------------|--|
| Inv.3569 | 1 - 1) OPTIONAL TANDEM GARAGE | |
| Line 47226 | Note: | |
| 6Apr16 / 6Apr16 | | |

| | | |
|-----------------|------------------------------------|--|
| Inv.3569 | 1 - 2) ALT MAIN FLOOR PLAN. | |
| Line 47227 | Note: | |
| 6Apr16 / 6Apr16 | | |

| | | |
|-----------------|----------------------------------|--|
| Inv.3569 | 1 - 3) ALT 2ND FLOOR PLAN | |
| Line 47228 | Note: | |
| 6Apr16 / 6Apr16 | | |

PLUMBING

| | | |
|-------------------|--|--|
| Inv.3210 | 1 - SUPPLY AND INSTALL WATERLINE ROUGH-IN TO THE FRIDGE LOCATION (NO HOOK UP) | |
| Line 40047 | Note: LOCATION AS PER SKETCH ATTACHED. | |
| 17Sep15 / 17Sep15 | | |

| | | |
|-------------------|--|--|
| Inv.3210 | 6 - SUPPLY AND INSTALL CONTRAC CATENA 20" RECTANGULAR UNDERMOUNT SINK MODEL 4210CIY TO THE: | |
| | - POWDER ROOM | |
| | - ENSUITE 2 [X2] | |
| | - ENSUITE 3 [X1] | |
| | - MASTER ENSUITE [X2] | |
| Line 40032 | Note: | |
| 17Sep15 / 17Sep15 | | |

| | | |
|-------------------|---|--|
| Inv.3210 | 6 - SUPPLY AND INSTALL MOEN RIZON SINGLE HANDLE LAVATORY FAUCET MODEL 6900 IN CHROME TO THE: | |
| | - POWDER ROOM [X1] | |
| | - ENSUITE 2 [X2] | |
| | - ENSUITE 3 [X1] | |
| | - MASTER ENSUITE [X2] | |
| Line 40078 | Note: | |
| 17Sep15 / 17Sep15 | | |

North 88 Developments Inc. / North 88

Lot/Unit: 8 Block 1 Phase/Building: 1 Model/Floor Plan: Peony-Elev A

| | | |
|-------------------|---|--|
| Inv.3210 | 1 - SUPPLY AND INSTALL MOEN 90 DEGREE S SERIES SINGLE HANDLE KITCHEN FAUCET MODEL S7597 IN CHROME | |
| Line 40079 | Note: | |
| 17Sep15 / 17Sep15 | | |

TILE - FLOOR

| | | |
|-------------------|---|--|
| Inv.3210 | 1 - SUPPLY AND INSTALL FLOOR TILE - UPGRADE 1 - - LAUNDRY ROOM ON 2ND FLOOR | |
| Line 40056 | Note: | |
| 17Sep15 / 17Sep15 | | |

| | | |
|-------------------|--|--|
| Inv.3210 | 1 - SUPPLY AND INSTALL FLOOR TILE - UPGRADE 5 - - VESTIBULE - MAIN HALL FLOOR - ON CONC. | |
| Line 40035 | Note: | |
| 17Sep15 / 17Sep15 | | |

| | | |
|-------------------|--|--|
| Inv.3210 | 1 - SUPPLY AND INSTALL LEVEL 1 FLOOR TILE TO THE KITCHEN SPACE ONLY ASPER SKETCH ATTACHED | |
| Line 40043 | Note: PURCHASER HAS BEEN CHARGED TO INSTALL TILE TO HALF OF THE KITCHEN SPACE ONLY THE BREAKFAST SIDE TO RECEIVE THE STANDARD HARDWOOD | |
| 17Sep15 / 17Sep15 | | |

| | | |
|-------------------|--|--|
| Inv.3210 | 1 - SUPPLY AND INSTALL FLOOR TILE - UPGRADE 9 - - BATHROOM 2 - FLOOR | |
| Line 40049 | Note: | |
| 17Sep15 / 17Sep15 | | |

| | | |
|-------------------|--|--|
| Inv.3210 | 1 - SUPPLY AND INSTALL FLOOR TILE - UPGRADE 9 - BATHROOM 3 - FLOOR | |
| Line 40050 | Note: | |
| 17Sep15 / 17Sep15 | | |

| | | |
|-------------------|---|--|
| Inv.3210 | 1 - SUPPLY AND INSTALL FLOOR TILE - UPGRADE 4 - - POWDER ROOM - FLOOR | |
| Line 40034 | Note: | |
| 17Sep15 / 17Sep15 | | |

| | | |
|-------------------|--|--|
| Inv.3210 | 1 - SUPPLY AND INSTALL FLOOR TILE - UPGRADE 5 - - ENSUITE BATHROOM - FLOOR | |
| Line 40051 | Note: | |
| 17Sep15 / 17Sep15 | | |

TILE - WALL

| | | |
|-------------------|---|--|
| Inv.3210 | 1 - SUPPLY AND INSTALL WALL TILE - UPGRADE 1 - - ENSUITE BATHROOM - SHOWER WITH CEILING | |
| Line 40052 | Note: | |
| 17Sep15 / 17Sep15 | | |

EXTRAS AS PER OFFER

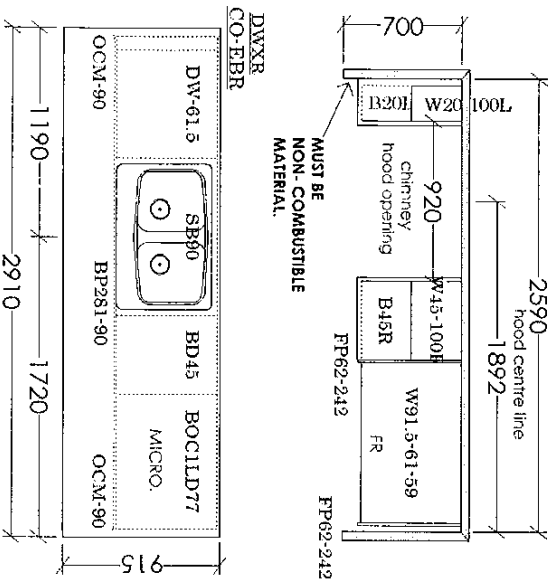
| | |
|-------|--|
| Note: | |
|-------|--|

REVISED KITCHEN LAYOUT
DATED: MAY 25-16

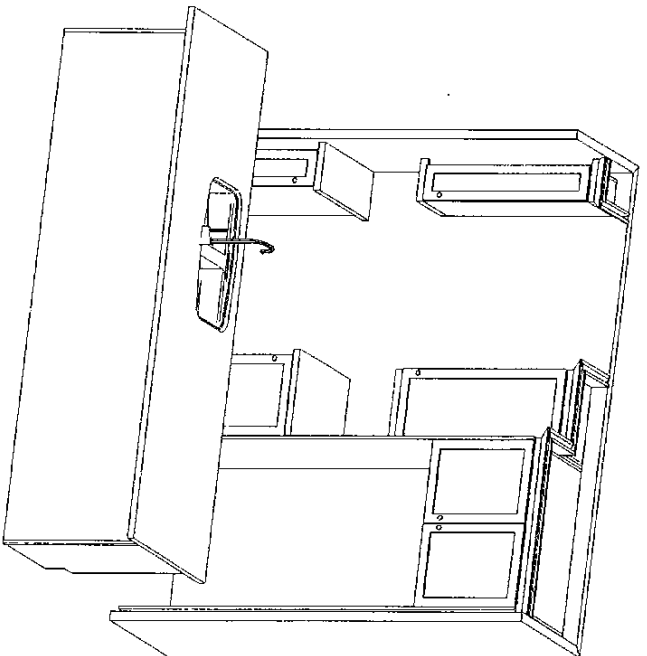
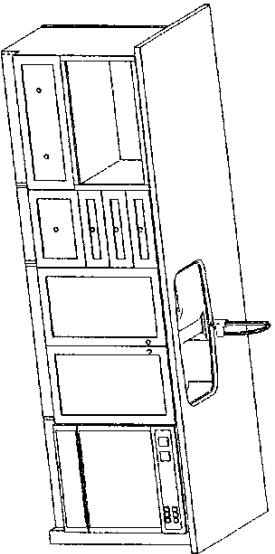


F R E N D E L
K I T C H E N S L I M I T E D
1350 Spadina Drive, Mississauga, ON L4W 1G5

1-811 (800) 420-888
Fax: (905) 570-1596
www.frendel.com



SENATOR HOMES
NORTH 88
LOT 8 (PEONY – TH2001)



MAY 11, 2016